

**UNITED STATES
SECURITIES AND EXCHANGE COMMISSION**
Washington, D.C. 20549

FORM 10-K

(Mark One)

ANNUAL REPORT PURSUANT TO SECTION 13 OR 15(d) OF THE SECURITIES EXCHANGE ACT OF 1934

For the Fiscal Year Ended December 31, 2021

OR

TRANSITION REPORT PURSUANT TO SECTION 13 OR 15(d) OF THE SECURITIES EXCHANGE ACT OF 1934

Commission file number: 001-39958

TRINITY CAPITAL INC.

(Exact name of registrant as specified in its charter)

Maryland
(State or other jurisdiction of incorporation or organization)

35-2670395
(IRS Employer Identification No.)

**1 N. 1st Street
Suite 302
Phoenix, Arizona**
(Address of principal executive offices)

85004
(Zip Code)

(480) 374-5350

(Registrant's telephone number, including area code)

Securities registered pursuant to Section 12(b) of the Act:

Title of Each Class	Trading Symbol(s)	Name of each exchange on which registered
Common Stock, par value \$0.001 per share	TRIN	Nasdaq Global Select Market

Securities registered pursuant to Section 12(g) of the Act: None

Indicate by check mark if the registrant is a well-known seasoned issuer, as defined in Rule 405 of the Securities Act. Yes No

Indicate by check mark if the registrant is not required to file reports pursuant to Section 13 or 15(d) of the Act. Yes No

Indicate by check mark whether the registrant (1) has filed all reports required to be filed by Section 13 or 15(d) of the Securities Exchange Act of 1934 during the preceding 12 months (or for such shorter period that the registrant was required to file such reports), and (2) has been subject to such filing requirements for the past 90 days. Yes No

Indicate by check mark whether the registrant has submitted electronically every Interactive Data File required to be submitted pursuant to Rule 405 of Regulation S-T (§232.405 of this chapter) during the preceding 12 months (or for such shorter period that the registrant was required to submit such files). Yes No

Indicate by check mark whether the registrant is a large accelerated filer, an accelerated filer, a non-accelerated filer, a smaller reporting company, or an emerging growth company. See the definitions of "large accelerated filer," "accelerated filer," "smaller reporting company" and "emerging growth company" in Rule 12b-2 of the Exchange Act:

Large accelerated filer	<input type="checkbox"/>	Accelerated filer	<input type="checkbox"/>
Non-accelerated filer	<input checked="" type="checkbox"/>	Smaller reporting company	<input type="checkbox"/>
		Emerging growth company	<input checked="" type="checkbox"/>

If an emerging growth company, indicate by check mark if the registrant has elected not to use the extended transition period for complying with any new or revised financial accounting standards provided pursuant to Section 13(a) of the Exchange Act.

Indicate by check mark whether the registrant has filed a report on and attestation to its management's assessment of the effectiveness of its internal control over financial reporting under Section 404(b) of the Sarbanes-Oxley Act (15 U.S.C. 7262(b)) by the registered public accounting firm that prepared or issued its audit report.

Indicate by check mark whether the registrant is a shell company (as defined in Rule 12b-2 of the Act). Yes No

The aggregate market value of the registrant's common stock (\$0.001 par value per share) held by non-affiliates of the registrant as of June 30, 2021 was approximately \$383,593,648, based on the closing sale price on the Nasdaq Global Select Market on that date of \$14.48 per share.

As of March 3, 2022, the registrant had 27,288,484 shares of common stock (\$0.001 par value per share) outstanding.

DOCUMENTS INCORPORATED BY REFERENCE

Portions of the registrant's definitive Proxy Statement for its 2022 Annual Meeting of Stockholders, to be filed with the Securities and Exchange Commission within 120 days following the end of the registrant's fiscal year, are incorporated by reference into Part III of this annual report on Form 10-K.

TRINITY CAPITAL INC.
FORM 10-K

TABLE OF CONTENTS

	PAGE NO.
<u>PART I</u>	
Item 1 Business	4
Item 1A Risk Factors	21
Item 1B Unresolved Staff Comments	67
Item 2 Properties	67
Item 3 Legal Proceedings	67
Item 4 Mine Safety Disclosures	67
<u>PART II</u>	
Item 5 Market for Registrant’s Common Equity, Related Stockholder Matters and Issuer Purchases of Equity Securities	68
Item 6 [Reserved]	71
Item 7 Management’s Discussion and Analysis of Financial Condition and Results of Operations	72
Item 7A Quantitative and Qualitative Disclosures About Market Risk	86
Item 8 Consolidated Financial Statements and Supplementary Data	88
Item 9 Changes in and Disagreements with Accountants on Accounting and Financial Disclosure	161
Item 9A Controls and Procedures	161
Item 9B Other Information	162
Item 9C Disclosure Regarding Foreign Jurisdictions that Prevent Inspections	163
<u>PART III</u>	
Item 10 Directors, Executive Officers and Corporate Governance	164
Item 11 Executive Compensation	164
Item 12 Security Ownership of Certain Beneficial Owners and Management and Related Stockholder Matters	164
Item 13 Certain Relationships and Related Transactions, and Director Independence	164
Item 14 Principal Accountant Fees and Services	164
<u>Part IV</u>	
Item 15 Exhibits and Financial Statement Schedules	165
Item 16 Form 10-K Summary	167
<u>SIGNATURES</u>	168

Cautionary Note Regarding Forward-Looking Statements

This annual report on Form 10-K contains forward-looking statements that involve substantial risks and uncertainties. Such statements involve known and unknown risks, uncertainties and other factors, and undue reliance should not be placed thereon. Any statements about our expectations, beliefs, plans, predictions, forecasts, objectives, assumptions or future events or performance are not historical facts and may be forward-looking. These statements are often, but not always, made through the use of words or phrases such as “anticipate,” “believes,” “can,” “could,” “may,” “predicts,” “potential,” “should,” “will,” “estimate,” “plans,” “projects,” “continuing,” “ongoing,” “expects,” “intends” and similar words or phrases. Accordingly, these statements are only predictions and involve estimates, known and unknown risks, assumptions and uncertainties that could cause actual results to differ materially from those expressed in them. Our actual results could differ materially from those anticipated in such forward-looking statements as a result of several factors discussed under Item 1A. “Risk Factors” of Part I of this annual report on Form 10-K, including, but not limited to, the following:

- our limited operating history as a business development company (“BDC”);
- our future operating results;
- our dependence upon our management team and key investment professionals;
- our ability to manage our business and future growth;
- risks related to investments in growth stage companies, other venture capital-backed companies and generally U.S. companies;
- the ability of our portfolio companies to achieve their objectives, including due to the impact of supply chain disruptions, interest rate and inflation rate environments, and the SARS-CoV 2 (together with its variants, “COVID-19”) pandemic;
- the use of leverage;
- risks related to the uncertainty of the value of our portfolio investments;
- changes in political, economic or industry conditions, including as a result of supply chain disruptions, the interest rate and inflation rate environments or conditions affecting the financial and capital markets, including as a result of the COVID-19 pandemic;
- uncertainty surrounding the financial and/or political stability of the United States, the United Kingdom, the European Union, China, and other countries, including as a result of the COVID-19 pandemic;
- the dependence of our future success on the general economy and its impact on the industries in which we invest;
- risks related to changes in interest rates and inflation rates, our expenses, and other general economic conditions and the effect on our net investment income;
- the effect of the decommissioning of the London Interbank Offered Rate (“LIBOR”) and the implementation of alternatives to LIBOR, such as the Secured Overnight Financing Rate (“SOFR”);
- the impact of changes in laws or regulations (including the interpretation thereof), including tax laws, the Coronavirus Aid, Relief and Economic Security Act of 2020, and the American Rescue Plan Act of 2021, on our operations and/or the operations of our portfolio companies;
- risks related to market volatility, including general price and volume fluctuations in stock markets;
- our ability to make distributions; and
- our ability to maintain our status as a BDC under the Investment Company Act of 1940, as amended and qualify annually for tax treatment as a regulated investment company under Subchapter M of the Internal Revenue Code of 1986, as amended.

Additionally, there may be other risks that are otherwise described from time to time in the reports that we file with the Securities and Exchange Commission. Any forward-looking statements in this annual report on Form 10-K should be considered in light of various important factors, including the risks and uncertainties listed above, as well as others. All forward-looking statements are necessarily only estimates of future results, and there can be no assurance that actual results will not differ materially from expectations, and, therefore, you are cautioned not to place undue reliance on such statements. Any forward-looking statements are qualified in their entirety by reference to the risk factors discussed throughout this annual report on Form 10-K. See “Item 1A. Risk Factors.” Further, any forward-looking statement speaks only as of the date on which it is made, and we undertake no obligation to update any forward-looking statement to reflect events or circumstances after the date on which the statement is made or to reflect the occurrence of

unanticipated events. Because we are an investment company, the forward-looking statements and projections contained in this annual report on Form 10-K are excluded from the safe harbor protections provided by Section 21E of the Securities Exchange Act of 1934, as amended (the “Exchange Act”) (the “safe harbor” provision of the Private Securities Litigation Reform Act of 1995).

PART I

Except where the context suggests otherwise, the terms “we,” “us,” “our,” and “the Company,” refer to Trinity Capital Inc. and its consolidated subsidiaries.

Item 1. Business

Organization

Trinity Capital Inc. (“Trinity Capital”), incorporated in Maryland on August 12, 2019, is an internally managed, closed-end, non-diversified management investment company that has elected to be regulated as a business development company (“BDC”) under the Investment Company Act of 1940, as amended (the “1940 Act”). Because Trinity Capital is internally managed, all of the executive officers and employees are employed by Trinity Capital. Therefore, Trinity Capital does not pay any external investment advisory fees, but instead directly incurs the operating costs associated with employing investment and portfolio management professionals.

In connection with the filing of its 2020 annual tax return, Trinity Capital elected to be treated and qualified as a regulated investment company (“RIC”) under Subchapter M of the Internal Revenue Code of 1986, as amended (the “Code”), for U.S. federal income tax purposes, and intends to qualify annually as a RIC. As a result, Trinity Capital generally will not pay corporate-level U.S. federal income taxes on any net ordinary taxable income or capital gains that it timely distributes to its stockholders.

On January 16, 2020, Trinity Capital completed a private equity offering (the “Private Common Stock Offering”) of shares of its common stock pursuant to which it issued and sold 8,333,333 shares of its common stock for total aggregate gross proceeds of approximately \$125.0 million, inclusive of an over-allotment option that was exercised in full on January 29, 2020.

Concurrent with the closing of the Private Common Stock Offering, Trinity Capital completed a private debt offering (the “144A Note Offering” and together with the Private Common Stock Offering, the “Private Offerings”) of \$125.0 million in aggregate principal amount of Trinity Capital’s unsecured 7.00% Notes due 2025 (the “2025 Notes”), inclusive of an over-allotment option that was exercised in full on January 29, 2020.

On January 16, 2020, through a series of transactions (the “Formation Transactions”), Trinity Capital acquired Trinity Capital Investment, LLC, Trinity Capital Fund II, L.P. (“Fund II”), Trinity Capital Fund III, L.P., Trinity Capital Fund IV, L.P. and Trinity Sidecar Income Fund, L.P. (collectively, the “Legacy Funds”) and all of their respective assets (the “Legacy Assets”), including their respective investment portfolios (the “Legacy Portfolio”), as well as Trinity Capital Holdings, LLC (“Trinity Capital Holdings”), a holding company whose subsidiaries managed and/or had the right to receive fees from certain of the Legacy Funds. We used a portion of the proceeds from the Private Offerings to complete these transactions.

In the Formation Transactions, the Legacy Funds were merged with and into Trinity Capital, and Trinity Capital issued 9,183,185 shares of its common stock for an aggregate amount of approximately \$137.7 million and paid approximately \$108.7 million in cash to the Legacy Funds’ investors, which included the general partners/managers of the Legacy Funds (the “Legacy Investors”), to acquire the Legacy Funds and all of their respective assets, including the Legacy Portfolio. Our senior management team, led by Steven L. Brown, comprises the majority of the senior management team that managed the Legacy Funds and sourced the Legacy Portfolio.

As part of the Formation Transactions, Trinity Capital also acquired 100% of the equity interests of Trinity Capital Holdings for an aggregate purchase price of \$10.0 million, which was comprised of 533,332 shares of our common

stock, totaling approximately \$8.0 million, and approximately \$2.0 million in cash. In connection with the acquisition of such equity interests, Trinity Capital also assumed a \$3.5 million severance related liability with respect to a former member of certain general partners of certain Legacy Funds. In connection with the acquisition of Trinity Capital Holdings, approximately \$13.5 million (consisting of the aggregate purchase price and severance related liability assumed) was expensed to Costs related to the acquisition of Trinity Capital Holdings and Legacy Funds in the Consolidated Statements of Operations. As a result of the Formation Transactions, Trinity Capital Holdings, a Delaware limited liability company became a wholly owned subsidiary of the Company. Since its acquisition, Trinity Capital Holdings has not engaged in any operations.

Trinity Funding 1, LLC, a Delaware limited liability company (“TF1”), was formed on August 14, 2019 as a wholly owned subsidiary of Fund II to serve as a bankruptcy-remote entity for purposes of securing lending. On January 16, 2020, in connection with the Formation Transactions, Trinity Capital acquired TF1 through Fund II, pursuant to which TF1 became a wholly owned subsidiary of Trinity Capital, and Trinity Capital became a party to, and assumed, a \$300 million credit agreement (as amended, the “Credit Suisse Credit Agreement”) with Credit Suisse AG (“Credit Suisse”) through TF1 (such credit facility, the “Credit Suisse Credit Facility”). See “Item 7. Management’s Discussion and Analysis of Financial Condition and Results of Operations – Recent Developments” for additional information regarding the Credit Suisse Credit Facility. TrinCap Funding, LLC (“TCF”), a Delaware limited liability company, was formed on August 5, 2021 as a wholly owned subsidiary of Trinity Capital to serve as a bankruptcy-remote entity for purposes of securing lending in conjunction with a \$300 million credit agreement, as amended, with KeyBank, National Association (“KeyBank”) (such credit facility, the “KeyBank Credit Facility”). TF1 and TCF are included as consolidated subsidiaries of Trinity Capital in our consolidated financial statements.

On January 29, 2021, our common stock began trading on the Nasdaq Global Select Market under the ticker symbol “TRIN,” and we completed our initial public offering of 8,006,291 shares of our common stock, par value \$0.001, inclusive of an over-allotment option that was exercised in full on February 2, 2021 (“IPO”).

Overview

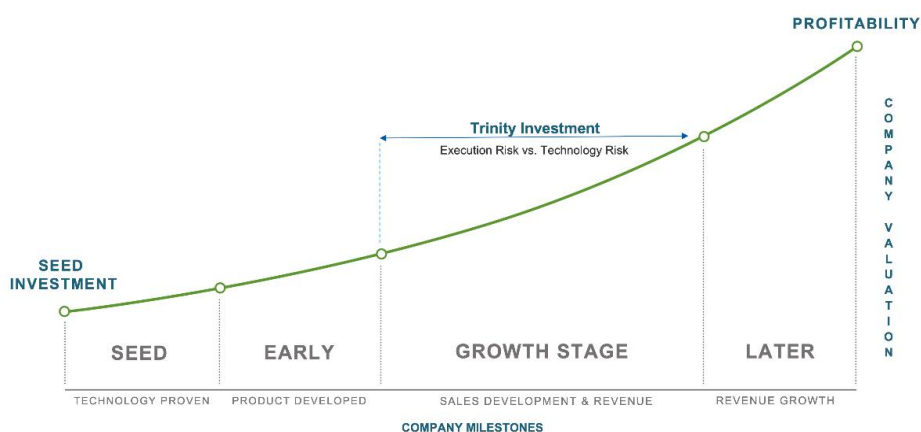
We are a specialty lending company that provides debt, including loans and equipment financings, to growth stage companies, including venture-backed companies and companies with institutional equity investors. Our investment objective is to generate current income and, to a lesser extent, capital appreciation through our investments. We seek to achieve our investment objective by making investments consisting primarily of term loans and equipment financings and, to a lesser extent, working capital loans, equity and equity-related investments. Our equipment financings involve loans for general or specific use, including acquiring equipment, that are secured by the equipment or other assets of the portfolio company. In addition, we may obtain warrants or contingent exit fees at funding from many of our portfolio companies, providing an additional potential source of investment returns. The warrants entitle us to purchase preferred or common ownership shares of a portfolio company, and we typically target the amount of such warrants to scale in proportion to the amount of the debt or equipment financing. Contingent exit fees are cash fees payable upon the consummation of certain trigger events, such as a successful change of control or initial public offering of the portfolio company. In addition, we may obtain rights to purchase additional shares of our portfolio companies in subsequent equity financing rounds.

We target investments in growth stage companies with institutional investor support, experienced management teams, promising products and offerings, and large expanding markets. We define “growth stage companies” as companies that have significant ownership and active participation by sponsors and expected annual revenues of up to \$100 million. These companies typically are private companies that have begun to have success selling their products to the market and need additional capital to expand their operations and sales. Despite often achieving growing revenues, these types of companies typically have limited financing options to fund their growth. Equity, being dilutive in nature, is generally the most expensive form of capital available, while traditional bank financing is rarely available, given the lifecycle stage of these companies. Financing from us bridges this financing gap, providing companies with growth capital, which may result in improved profitability, less dilution for all equity investors, and increased enterprise value. Subject to the requirements of the 1940 Act, we are not limited to investing in any particular industry or geographic area and seek to invest in under-financed segments of the private credit markets.

Our loans and equipment financings may have initial interest-only periods of up to 24 months and generally fully amortize over a total term of up to 60 months. These investments are typically secured by a blanket first position lien, a specific asset lien on mission-critical assets and/or a blanket second position lien. We may also make direct equity and equity-related investments in conjunction with our debt investments. We target growth stage companies that have recently issued equity to raise cash to offset potential cash flow needs related to projected growth, have achieved positive cash flow to cover debt service, or have institutional investors committed to providing additional funding. A loan or equipment financing may be structured to tie the amortization of the loan or equipment financing to the portfolio company's projected cash balances while cash is still available for operations. As such, the loan or equipment financing may have a reduced risk of default. We believe that the amortizing nature of our investments will mitigate risk and significantly reduce the risk of our investments over a relatively short period. We focus on protecting and recovering principal in each investment and structure our investments to provide downside protection.

Our loans and equipment financings generally range from \$2 million to \$30 million and we generally limit each loan or equipment financing to approximately five percent or less of our total assets. We believe investments of this scale are generally sufficient to support near-term growth needs of most growth stage companies. We seek to structure our loans and equipment financings such that amortization of the amount invested quickly reduces our risk exposure. Leveraging the experience of our investment professionals, we seek to target companies at their growth stage of development and to identify financing opportunities ignored by the traditional direct lending community.

The following illustrates the lifecycle stage at which we seek to invest in our portfolio companies, although we may, at our discretion, invest in other lifecycle stages.



Human Capital Resources and Management Team

We are an internally managed BDC employing 41 dedicated professionals as of December 31, 2021, including 33 investment, origination and portfolio management professionals, all of whom have experience working on investment and financing transactions for growth and early-stage companies. All of our employees are located in the United States.

Our management team has prior management experience, including with early-stage tech startups, and employs a highly systematized investment approach. Our senior management team, led by Steven L. Brown, comprises the majority of the senior management team that managed the Legacy Funds and sourced the Legacy Portfolio.

All investment decisions are made by the Investment Committee, whose members consist of Steven L. Brown, Gerald Harder, Kyle Brown and Ron Kundich. We consider these individuals to be our portfolio managers. The Investment Committee approves proposed investments by majority consent, which majority must include Steven L. Brown, in accordance with investment guidelines and procedures established by the Investment Committee.

Our employees drive the success of our business and investment strategy, including achieving our investment objective. We offer competitive compensation, benefits and training programs to develop our employees' skills and expertise. We are committed to providing a safe, harassment-free work environment guided by principles of fair and equal treatment and focused on employee engagement.

In response to the COVID-19 pandemic, we instituted a temporary work-from-home policy in March 2020, during which our employees primarily worked remotely without disruption to our operations. In May 2020, we began to allow healthy employees to work in the office if they so choose. We believe in the collaborative energy of working together and during 2021 encouraged employees to return to the office, however, for those hesitant to return to the office, we have continued to support remote work as an option during the ongoing COVID-19 pandemic.

Potential Competitive Advantages

We believe that we are one of only a select group of specialty lenders that has our depth of knowledge, experience, and track record in lending to growth stage companies. Further, we are one of an even smaller subset of specialty lenders that offers both loans and equipment financings. Our other potential competitive advantages include:

- *In-house engineering and operations expertise to evaluate growth stage companies' business products and plans.*

We have a history of employing technology experts, including those with engineering and operations expertise, who have developed proven technology and hold patents in their names, as well as executives and other employees who have experience with the products and business plans of growth stage companies. The expertise, knowledge and experience of these individuals allows them to understand and evaluate the business plans, products and financing needs of growth stage companies, including the risks related thereto.

- *Direct origination networks that benefit from relationships with venture banks, institutional equity investors and entrepreneurs built during the term of operations of the Legacy Funds, which began in 2008.*

We seek to be the first contact for venture bankers who focus on growth stage companies and who have a portfolio company that would benefit from term debt or equipment financings. We have established relationships with the major technology banks over the last 10 years in every major market across the United States and have established standard intercreditor and subordination agreements, which we believe make working with technology banks seamless in most regions across the United States. These banks often will provide revolving credit facilities to growth stage companies and we seek to provide term debt and/or equipment financings to their portfolio companies.

We also focus on sourcing deals from the partners of growth stage institutional investors, including growth stage venture capital firms and private equity firms. We focus on building relationships with investors who have raised recent funds and have the ability to provide ongoing support to their portfolio companies.

We receive referrals directly to the executive officers of growth stage companies from these various stakeholders. Most of these stakeholders have board seats on the portfolio companies referred to us, are intimately involved in the business of such portfolio companies and generally serve as our advocates when term sheets are negotiated. We also receive introductions to companies for potential investment opportunities from executive officers with whom we have had business relationships at former portfolio companies.

- *A dedicated staff of professionals covering credit origination and underwriting, as well as portfolio management functions.*

We have a broad team of professionals focused on every aspect of the investment lifecycle. We have a credit origination and underwriting team that manages and oversees our investment process from identification of investment opportunity through negotiations of final term sheet and investment in a portfolio company. Our investment management and oversight activities are separate from our origination and underwriting activities. The team members serving our investment management and oversight functions have significant operating experience and are not associated with our

origination function to avoid any biased views of performance. This structure helps our originators focus on identifying investment opportunities and building relationships with our portfolio companies.

- *A proprietary credit rating system and regimented process for evaluating and underwriting prospective portfolio companies.*

Historically, our management team has received significant prospective investment opportunities. In order to quickly review investment opportunities and evaluate risks, we have developed a detailed and consistent credit rating system. This system allows our analysts to receive a full set of financial statements and projections and quickly fill out a rating sheet for each potential investment, which includes using a series of weighted calculations to provide an initial “pass” or “fail” rating on the potential investment, as well as identifying specific risks for further consideration.

- *Scalable software platforms developed during the term of operations of the Legacy Funds, which support our underwriting processes and loan monitoring functions.*

We have an internally developed pipeline management tool which gives us a detailed look at our performance in real time. We believe our historical metrics generally predict our quarterly funding needs based upon the number of prospective investment opportunities we have at varying stages of our origination process. We believe this granular look at our underwriting process gives us the ability to increase or decrease marketing efforts in order to manage available capital and achieve our deployment goals.

Market Opportunity

We believe that an attractive market opportunity exists for providing debt and equipment financings to growth stage companies for the following reasons:

- Growth stage companies have generally been underserved by traditional lending sources.
- Unfulfilled demand exists for loans and equipment financings to growth stage companies due to the complexity of evaluating risk in these investments.
- Debt investments with warrants are less dilutive than traditional equity financing and complement equity financing from venture capital and private equity funds.
- Equity funding of growth stage companies, including venture capital backed companies, has increased steadily over the last ten years, resulting in new lending and equipment financing opportunities.
- We estimate that the annual U.S. venture debt and equipment financing market in 2021 exceeded \$50 billion. We believe that the equipment financing market is even more fragmented, with the majority of equipment financing providers unable to fund investments for more than \$10 million. We believe there are significant growth opportunities for us to expand our market share in the venture debt market and become a one-stop shop for loans and equipment financings for growth stage companies.

Growth Stage Companies are Underserved by Traditional Lenders.

We believe many viable growth stage companies have been unable to obtain sufficient growth financing from traditional lenders, including financial services companies such as commercial banks and finance companies, because traditional lenders have continued to consolidate and have adopted a more risk-averse approach to lending. More importantly, we believe traditional lenders are typically unable to underwrite the risk associated with these companies effectively.

The cash flow characteristics of many growth stage companies include significant research and development expenditures and high projected revenue growth, thus often making such companies difficult to evaluate from a credit

perspective. In addition, the balance sheets of many of these companies often include a disproportionately large amount of intellectual property assets, which can be difficult to value. Finally, the speed of innovation in technology and rapid shifts in consumer demand and market share add to the difficulty in evaluating these companies.

Due to the difficulties described above, we believe traditional lenders generally refrain from lending and/or providing equipment financing to growth stage companies, instead preferring the risk-reward profile of traditional fixed asset-based lending. We believe traditional lenders generally do not have flexible product offerings that meet the needs of growth stage companies. The financing products offered by traditional lenders typically impose restrictive covenants and conditions on borrowers, including limiting cash outflows and requiring a significant depository relationship to facilitate rapid liquidation.

Unfulfilled Demand for Loans and Equipment Financings to Growth Stage Companies.

Private capital in the form of loans and equipment financings from specialty finance companies continues to be an important source of funding for growth stage companies. We believe that the level of demand for loans and equipment financings is a function of the level of annual venture equity investment activity and can be as much as 20% to 30% of such investment activity. We believe this market is largely served by a handful of venture banks, with whom our products generally do not compete, and a relative few term lenders and lessors.

We believe that demand for loans and equipment financings to growth stage companies is currently underserved, given the high level of activity in venture capital equity market for the growth stage companies in which we invest. We believe certain venture lending companies have begun to focus on larger investment opportunities, potentially creating additional opportunities for us in the near term. Our senior management team has seen a significant increase in the number of potential investment opportunities over the last ten years.

Debt Investments with Warrants Complement Equity Financing from Venture Capital and Private Equity Funds.

We believe that growth stage companies and their financial sponsors will continue to view debt, including loans and equipment financings, as an attractive source of capital because it augments the capital provided by venture capital and private equity funds. We believe that our debt investments, including loans and equipment financings, will provide access to growth capital that otherwise may only be available through incremental equity investments by new or existing equity investors. As such, we intend to provide portfolio companies and their financial sponsors with an opportunity to diversify their capital sources. Generally, we believe many growth stage companies target a portion of their capital to be debt and equipment financing in an attempt to minimize ownership dilution to existing investors and company founders. In addition, because growth stage companies generally reach a more mature stage prior to reaching a liquidity event, we believe our investments could provide the capital needed to grow or recapitalize during the extended growth period sometimes required prior to liquidity events.

Investment Philosophy, Strategy and Process

Overview

We lend money in the form of term loans and equipment financings and, to a lesser extent, working capital loans to growth stage companies. Investors may receive returns from three sources — the loan's interest payments or equipment financing payments and the associated contractual fees; the final principal payment; and, contingent upon a successful change of control or initial public offering, proceeds from the equity positions or contingent exit fees obtained at loan or equipment financing origination.

We primarily seek to invest in loans and equipment financings to growth stage companies that have generally completed product development and are in need of capital to fund revenue growth. We believe a lack of profitability often limits these companies' ability to access traditional bank financing and our in-house engineering and operations experience allows us to better understand this risk and earn what we believe to be higher overall returns and better risk-adjusted returns than those associated with traditional bank loans. Leveraging the experience of our investment

professionals, we seek to target companies at their growth stage of development and seek to identify financing opportunities ignored by the traditional direct lending community.

Subject to the requirements under the 1940 Act, which require that we invest at least 70% of our total assets in qualifying assets, we may also engage in other lending activities by investing in assets that are not qualifying assets under the requirements of the 1940 Act, including asset-backed lending, which may constitute up to 30% of our total assets.

We believe good candidates for loans and equipment financings appear in all business sectors. We are not limited to investing in any particular industry or geographic area and seek to invest in under-financed segments of the private credit markets. We believe in diversification and do not intend to specialize in any one sector. Our portfolio companies are selected from a wide range of industries, technologies and geographic regions. Since we focus on investing in portfolio companies alongside venture capital firms and technology banks, we anticipate that most of our opportunities will come from sectors that those sources finance.

Characteristics of Target Portfolio Companies

We seek to invest in a cross-section of growth stage companies. In addition to the criteria discussed in this annual report on Form 10-K, we may consider other factors such as portfolio company size, industry, historical revenue growth, management's revenue growth projections, relevant operating margins, competition, management capabilities and geographic concentration. We will evaluate prospective portfolio companies quantitatively and qualitatively, and determine investments based on the key factors, including the following items:

- Recent, concurrent, or future funding by a venture capital firm;
- Strong, experienced and flexible management team;
- Successful, market-proven product and/or service with some proprietary characteristics;
- Application of proven technologies that enable their customers to reduce costs, improve strategic positioning or fundamentally change the competitive nature of their industries;
- Detailed business plan with multi-year projections that cover the full term of our investment; and
- A defined exit strategy with identified potential acquirers.

Investment Structure

We seek to structure portfolio investments to mitigate risk and provide attractive risk-adjusted returns for our investors while meeting portfolio companies financing needs. Typically, our loans, equipment financings and equity and equity-related investments take one of the following forms:

- *Term Debt and Working Capital Loans.* Term debt and working capital loans typically have initial interest-only periods of up to 24 months and may then fully amortize over a total term of up to 60 months. The annual stated interest rate on these loans typically has ranged from 8% to 14%.
- *Equipment Financings.* Typically, an equipment financing is structured as fully amortizing over a period of up to 60 months. The specific terms of each equipment financing depend on the creditworthiness of the portfolio company and the projected value of the financed assets. Occasionally, we offer an initial period at a lower finance factor to companies with stronger creditworthiness, which is analogous to an interest-only period on a term loan. Annual interest rates on equipment financings typically have ranged from 7% to 14%.

- *Additional Deal Considerations.* Additional deal considerations typically have included upfront fees of up to 2% of the invested principal, upfront structuring fees of approximately one-half month of finance payments for equipment financings, an upfront deposit of up to three months for equipment financings, and have final payments on average of 8% of invested principal.
- *Equity and Equity-Related Securities.* We may also seek to obtain warrants entitling us to purchase preferred or common ownership shares of a portfolio company. We typically target the amount of such warrants to scale in proportion to the amount of the debt or equipment financing. We also attempt to structure such warrants so that the exercise price of the warrants will either be the price paid by venture capital investors in the most recent financing round or a current option price set by the portfolio company. Our typical exercise period for warrants is seven to 10 years. In addition, we may obtain rights to purchase additional shares of our portfolio companies in subsequent equity financing rounds.

Concentration Limits; Security

We endeavor to maintain reasonable limits of concentration to specific industries, technologies and geographic regions. By their nature, these limits are subjective and are applied solely at the discretion of management.

In all our loans, we seek to take a security position in all of the assets of the portfolio company, including intellectual property, if available. From time to time, we may agree to take a security position in less than the total amount of assets. In the case of equipment financings, for instance, the security interest may extend only to the asset(s) financed.

In addition, we seek to enter into standard intercreditor agreements with the major technology banks that we anticipate engaging with, making work-out situations much easier and less contentious. Where and when possible, we will execute deposit account control agreements with our portfolio companies giving us ongoing access to their bank accounts for purposes of ensuring access to our collateral in a default. In all cases, we seek to put in place Uniform Commercial Code filings to perfect our position, and to update these filings frequently to reflect changes in our collateral.

Investment Process



Investment Originations; New Deals Referred

We have a multi-channel sourcing strategy focused primarily on growth stage venture capital firms, private equity firms, technology banks and, to a lesser extent, brokers who focus on our business. We have established relationships with the major technology banks and have established standard intercreditor and subordination agreements, which make working with technology banks seamless in most regions across United States.

We continue to expand our originations team internally in order to continue to focus on building relationships with individuals at top tier venture capital firms as well as building out connections to a nationwide network of technology

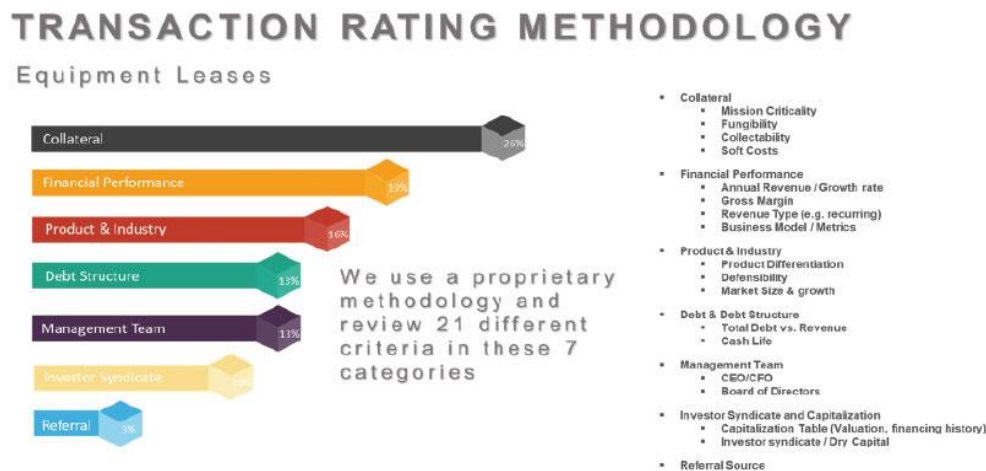
bankers. We have developed proprietary internal systems and technology to give our originations and marketing team real time information about the broader market and our investment pipeline, which we leverage to attempt to become and maintain our relationship as the first call for our referral sources.

Initial Rating

The following illustrates our transaction rating methodology for term loans.



The following illustrates our transaction rating methodology for equipment financings.



Our initial rating of every opportunity is based on six factors:

- (1) the portfolio company’s investors, specifically their ability and likelihood to provide ongoing financial support as needed;
- (2) the experience and strength of the portfolio company’s management team and board of directors;
- (3) the portfolio company’s products or services and the market needs that they fulfill;

- (4) the portfolio company's historical and projected financial performance, including a review of revenue potential, growth, gross margins and other metrics;
- (5) debt structure and cash life; and
- (6) other factors such as intellectual property, collateral, corporate governance, or other items that are deemed to be relevant by the due diligence team.

Investment opportunities that score an acceptable initial rating are moved on for further consideration.

Preliminary Due Diligence and Executive Summary

The next phase of the due diligence process involves a structured call with the management team of the prospective portfolio company. Following the management call, if the opportunity still appears to be worthy of consideration, an executive summary memorandum is prepared by the due diligence team for consideration and voting by the Investment Committee. The executive summary memorandum is distributed to the Investment Committee, and the deal terms for the investment are defined. If approved by the Investment Committee, we issue a term sheet to the prospective portfolio company.

Confirmatory Due Diligence and On-Site Meeting

If the term sheet offered by us is accepted by the prospective portfolio company, the process of obtaining additional confirmatory due diligence begins. The confirmatory due diligence process typically includes calls with the venture capital partners responsible for the equity financing of the portfolio company, as well as key customers, suppliers, partners, or other stakeholders as may be deemed relevant by the due diligence team. Additional financial analysis is performed, in order to confirm the cash life assumptions that were made prior to term sheet issuance. In the case of an equipment financing, or term loan in which fixed assets make up a significant portion of our collateral, the due diligence team completes an analysis of the equipment or fixed assets being financed, which may include calls to the original manufacturer and/or any dealers, resellers, or refurbishing companies, to evaluate the value of the equipment at inception, as well as the useful life and anticipated value throughout the life of our holding period. Occasionally, we may engage the assistance of an appraiser to assist in valuations.

The final step in the confirmatory diligence process generally involves an on-site meeting, at which members of our due diligence team meet with the management team of the prospective portfolio company for a final review of the portfolio company's financial performance and forward-looking plans. This meeting is typically held at the business offices of the portfolio company; however, occasionally the meeting will be held via video teleconference if travel to the portfolio company is not possible. One or more members of the Investment Committee will attend the on-site meeting if possible.

Underwriting Report and Investment Committee Vote

Assuming that the confirmatory due diligence process reveals no issues that would cause the due diligence team to recommend against the proposed investment, the due diligence team prepares an Investment Underwriting Report ("IUR"), which is distributed to the Investment Committee. The Investment Committee then meets to discuss and review the deal terms and IUR regarding the proposed investment and a vote takes place. A majority of the Investment Committee, which majority must include Steven L. Brown, is required to approve the transaction.

Investment Management and Oversight

Our investment management and oversight activities are separate from our origination and underwriting activities. The team members serving our investment management and oversight functions have significant operating experience and are not associated with our origination function to avoid any biased views of performance. Beyond the dedicated portfolio management team, all of our management team members and investment professionals are typically involved at various times with our portfolio companies and investments. Our portfolio management team reviews our portfolio

companies' monthly or quarterly financial statements and compares actual results to the portfolio companies' projections. Additionally, the portfolio management team may initiate periodic calls with the portfolio company's venture capital partners and its management team and may obtain observer rights on the portfolio company's board of directors. Our management team and investment professionals anticipate potential problems by monitoring reporting requirements and having frequent calls with the management teams of our portfolio companies.

Investment Risk Rating System

Our portfolio management team uses an ongoing investment risk rating system to characterize and monitor our outstanding loans and equipment financings. Our portfolio management team monitors and, when appropriate, recommends changes to the investment risk ratings. Our Investment Committee reviews the recommendations and/or changes to the investment risk ratings, which are submitted on a quarterly basis to the Audit Committee (the "Audit Committee") of our Board of Directors (the "Board") and the Board.

From time to time, we will identify investments that require closer monitoring or become work-out assets. We will develop a workout strategy for workout assets and our Investment Committee will monitor the progress against the strategy. We may incur losses from our investing activities; however, we work with our troubled portfolio companies in order to recover as much of our investments as is practicable, including possibly taking control of the portfolio company. The risk rating system allows for early detection of issues and escalation to avoid credit losses.

For our investment risk rating system, we review seven different criteria and, based on our review of such criteria, we assign a risk rating on a scale of 1 to 5, as set forth in the following illustration.



As of December 31, 2021, the Company's debt investment portfolio had a weighted average risk rating score of 3.0.

Managerial Assistance

As a BDC, we are required to offer, and provide upon request, managerial assistance to our portfolio companies. This assistance could involve, among other things, monitoring the operations of our portfolio companies, participating in board and management meetings, consulting with and advising officers of portfolio companies and providing other organizational and financial guidance. We may, from time to time, receive fees for these services. In the event that such fees are received, we expect that they will be incorporated into our operating income and passed through to our stockholders, given the nature of our structure as an internally managed BDC. See "— Regulation as a Business Development Company — Significant Managerial Assistance" for additional information.

Competition

Our prospective markets are highly competitive and are characterized by competitive factors that vary based upon product and geographic region. Competitors vary and may include captive and independent finance companies, other BDCs, equity and debt focused public and private funds, commercial banks and thrift institutions, industrial banks, community banks, leasing companies, hedge funds, insurance companies, mortgage companies, manufacturers and vendors, and other financing providers. There has been substantial competition for attractive investment opportunities in the venture capital business, in particular.

These lenders will typically offer lower finance rates than non-bank finance companies (including us), but will require cash depository relationships, blanket liens and will often have certain performance and cash covenants, all of which make their lending program less flexible and, we believe, less attractive to borrowers. We compete, in part, on the basis of pricing, terms and structure. For additional information concerning the competitive risks we face, refer to “Item 1A. Risk Factors – Risks Relating to Our Business and Structure – *We operate in a highly competitive market for investment opportunities, which could reduce returns and result in losses.*”

Emerging Growth Company

The Company is an emerging growth company as defined in the Jumpstart Our Business Startups Act of 2012 (the “JOBS Act”) and is eligible to take advantage of certain specified reduced disclosure and other requirements that are otherwise generally applicable to public companies that are not “emerging growth companies” including not being required to comply with the auditor attestation requirements of Section 404 of the Sarbanes-Oxley Act of 2002 (the “Sarbanes-Oxley Act”). Although we have not made a determination whether to take advantage of any or all of these exemptions, we expect to remain an emerging growth company for up to five years following the completion of our IPO or until the earliest of:

- the last day of the first fiscal year in which our annual gross revenues exceed \$1.07 billion;
- December 31 of the fiscal year that we become a “large accelerated filer” as defined in Rule 12b-2 under the Exchange Act which would occur if the market value of the shares of our common stock that is held by non-affiliates exceeds \$700.0 million as of the last business day of our most recently completed second fiscal quarter and we have been publicly reporting for at least 12 months; or
- the date on which we have issued more than \$1.0 billion in non-convertible debt securities during the preceding three-year period.

In addition, we will take advantage of the extended transition period provided in Section 7(a)(2)(B) of the Securities Act of 1933, as amended (the “Securities Act”), for complying with new or revised accounting standards.

Regulation as a Business Development Company

We have elected to be regulated as a BDC under the 1940 Act. The 1940 Act contains prohibitions and restrictions relating to transactions between BDCs and their affiliates, principal underwriters and affiliates of those affiliates or underwriters. The 1940 Act requires a majority of the members of the board of directors of a BDC be persons other than “interested persons,” as that term is defined in the 1940 Act. In addition, the 1940 Act provides that we may not change the nature of our business so as to cease to be, or to withdraw our election as, a BDC unless approved by a majority of our outstanding voting securities.

The 1940 Act defines “a majority of the outstanding voting securities” as the lesser of (i) 67% or more of the voting securities present at a meeting if the holders of more than 50% of our outstanding voting securities are present or represented by proxy or (ii) more than 50% of our outstanding voting securities.

Qualifying Assets. Under the 1940 Act, a BDC may not acquire any asset other than assets of the type listed in Section 55(a) of the 1940 Act, which are referred to as qualifying assets, unless, at the time the acquisition is made,

qualifying assets represent at least 70% of the BDC's total assets. The principal categories of qualifying assets relevant to our business are any of the following:

- (1) Securities purchased in transactions not involving any public offering from the issuer of such securities, which issuer (subject to certain limited exceptions) is an eligible portfolio company, or from any person who is, or has been during the preceding 13 months, an affiliated person of an eligible portfolio company, or from any other person, subject to such rules as may be prescribed by the SEC. An eligible portfolio company is defined in the 1940 Act as any issuer which:
 - a. is organized under the laws of, and has its principal place of business in, the United States;
 - b. is not an investment company (other than a small business investment company wholly owned by the BDC) or a company that would be an investment company but for certain exclusions under the 1940 Act; and
 - c. satisfies any of the following:
 - i. does not have any class of securities that is traded on a national securities exchange;
 - ii. has a class of securities listed on a national securities exchange, but has an aggregate market value of outstanding voting and non-voting common equity of less than \$250 million;
 - iii. is controlled by a BDC or a group of companies including a BDC and the BDC has an affiliated person who is a director of the eligible portfolio company; or
 - iv. is a small and solvent company having total assets of not more than \$4 million and capital and surplus of not less than \$2 million;
- (2) Securities of any eligible portfolio company controlled by us;
- (3) Securities purchased in a private transaction from a U.S. issuer that is not an investment company or from an affiliated person of the issuer, or in transactions incident thereto, if the issuer is in bankruptcy and subject to reorganization or if the issuer, immediately prior to the purchase of its securities was unable to meet its obligations as they came due without material assistance other than conventional lending or financing arrangements;
- (4) Securities of an eligible portfolio company purchased from any person in a private transaction if there is no ready market for such securities and we already own 60% of the outstanding equity of the eligible portfolio company;
- (5) Securities received in exchange for or distributed on or with respect to securities described in (1) through (4) above, or pursuant to the exercise of warrants or rights relating to such securities; or
- (6) Cash, cash equivalents, U.S. government securities or high-quality debt securities maturing in one year or less from the time of investment.

In addition, a BDC must be operated for the purpose of making investments in the types of securities described in (1), (2) or (3) above.

Significant Managerial Assistance. A BDC must have been organized and have its principal place of business in the United States and must be operated for the purpose of making investments in the types of securities described above. However, in order to count portfolio securities as qualifying assets for the purpose of the 70% test, the BDC must either control the issuer of the securities or must offer to make available to the issuer of the securities (other than small and solvent companies described above) significant managerial assistance. However, where the BDC purchases such

securities in conjunction with one or more other persons acting together, one of the other persons in the group may make available such managerial assistance. Making available significant managerial assistance means, among other things, any arrangement whereby the BDC, through its directors, officers or employees, offers to provide and, if accepted, does so provide, significant guidance and counsel concerning the management, operations or business objectives and policies of a portfolio company through monitoring of portfolio company operations, selective participation in board and management meetings, consulting with and advising a portfolio company's officers or other organizational or financial guidance.

Temporary Investments. Pending investment in other types of qualifying assets, as described above, our investments can consist of cash, cash equivalents, U.S. government securities or high quality debt securities maturing in one year or less from the time of investment, which are referred to herein, collectively, as temporary investments, so that 70% of our assets would be qualifying assets.

Issuance of Derivative Securities. Under the 1940 Act, a BDC is subject to restrictions on the issuance, terms and amount of warrants, options, restricted stock or rights to purchase shares of capital stock that it may have outstanding at any time. In particular, the amount of capital stock that would result from the conversion or exercise of all outstanding warrants, options or rights to purchase capital stock cannot exceed 25% of the BDC's total outstanding shares of capital stock. This amount is reduced to 20% of the BDC's total outstanding shares of capital stock if the amount of warrants, options or rights issued pursuant to an executive compensation plan would exceed 15% of the BDC's total outstanding shares of capital stock. We have received exemptive relief from the SEC to permit us to issue restricted stock and stock options to our employees, officers and directors subject to the above conditions and the conditions of such exemptive relief, among others. See "—SEC Exemptive Application and Relief" below and "Note 8. Equity Incentive Plans" to our consolidated financial statements included with this annual report on Form 10-K for additional information.

Senior Securities; Coverage Ratio. We are generally permitted, under specified conditions, to issue multiple classes of indebtedness and one class of stock senior to our Common Stock if our asset coverage, as defined in the 1940 Act, is at least equal to 150% immediately after each such issuance. In connection with the organization of the Company, the Board and our initial sole stockholder authorized us to adopt the 150% asset coverage ratio. This means we are permitted to borrow \$2 for investment purposes for every \$1 of investor equity. For a discussion of the risks associated with leverage refer to Item 1A. Risk Factors — Risks Relating to Our Business and Structure — *Regulations governing our operation as a BDC affect our ability to, and the way in which we, raise additional capital.*"

Code of Ethics. We have adopted a code of ethics pursuant to Rule 17j-1 under the 1940 Act that establishes procedures for personal investments and restricts certain personal securities transactions. Personnel subject to the code are permitted to invest in securities for their personal investment accounts, including securities that may be purchased or held by us, so long as such investments are made in accordance with the code's requirements.

Affiliated Transactions. We are prohibited under the 1940 Act from conducting certain transactions with our affiliates without the prior approval of our directors who are not interested persons and, in some cases, the prior approval of the SEC.

Other. We will be periodically examined by the SEC for compliance with the 1940 Act and be subject to the periodic reporting and related requirements of the Exchange Act.

We are also required to provide and maintain a bond issued by a reputable fidelity insurance company to protect against larceny and embezzlement. Furthermore, as a BDC, we are prohibited from protecting any director or officer against any liability to stockholders arising from willful misfeasance, bad faith, gross negligence or reckless disregard of the duties involved in the conduct of such person's office.

We are also required to designate a chief compliance officer and to adopt and implement written policies and procedures reasonably designed to prevent violation of the federal securities laws and to review these policies and procedures annually for their adequacy and the effectiveness of their implementation.

SEC Exemptive Application and Relief

On May 27, 2021, we received exemptive relief from the SEC that allows us to issue (i) restricted stock and stock options to our employee directors, executive officers and other employees under the 2019 Trinity Capital Inc. Long-Term Incentive Plan and (ii) restricted stock to our non-employee directors under the Trinity Capital Inc. 2019 Non-Employee Director Restricted Stock Plan, subject to the terms and conditions of such exemptive relief and such equity incentive plans. These equity incentive plans were approved by our Board on October 17, 2019, and by our stockholders on June 17, 2021 at our 2021 Annual Meeting of Stockholders. See “Note 8. Equity Incentive Plans” to our consolidated financial statements included with this annual report on Form 10-K for additional information.

On August 5, 2021, we filed an exemptive application with the SEC for exemptive relief to permit us to organize, as a direct wholly owned portfolio company, a subsidiary that intends to operate as an investment adviser registered under the Investment Advisers Act of 1940, as amended, pursuant to which it will provide investment management and other services to one or more privately-offered pooled investment vehicles, registered management investment companies, BDCs and/or investment accounts, and receive advisory fees for such services. The SEC is not obligated to grant such exemptive relief and we cannot provide any assurance that we will receive such exemptive relief.

Certain U.S. Federal Income Tax Considerations

Taxation as a Regulated Investment Company

In connection with the filing of our 2020 annual tax return, we elected to be treated and qualified as a RIC for U.S. federal income tax purposes, and intend to qualify annually as a RIC. As a RIC, we generally will not pay corporate-level U.S. federal income taxes on any net ordinary income or capital gains that we timely distribute to stockholders as distributions. To qualify as a RIC, we must, among other things, meet certain source-of-income and asset diversification requirements (as described below). In addition, in order to obtain RIC tax benefits, we must timely distribute to stockholders, for each taxable year, at least 90% of our “investment company taxable income,” which is generally ordinary income plus the excess of realized net short-term capital gains over realized net long-term capital losses (the “Annual Distribution Requirement”).

If we:

- qualify as a RIC; and
- satisfy the Annual Distribution Requirement,

then we will not be subject to U.S. federal income tax on the portion of income we timely distribute (or are deemed to distribute) to stockholders. We will be subject to U.S. federal income tax at the regular corporate rates on any income or capital gains not distributed (or deemed distributed) to stockholders.

We will be subject to a 4% nondeductible U.S. federal excise tax on certain undistributed income unless we distribute in a timely manner an amount at least equal to the sum of (i) 98% of net ordinary income for each calendar year, (ii) 98.2% of capital gain net income (adjusted for certain ordinary losses) for the one-year period ending October 31 in that calendar year and (iii) any net ordinary income and capital gain net income that we recognized in preceding years, but were not distributed during such years, and on which we paid no U.S. federal income tax (the “Excise Tax Avoidance Requirement”). While we intend to distribute any net ordinary income and capital gain net income in order to avoid imposition of this 4% U.S. federal excise tax, we may not be successful in avoiding entirely the imposition of this tax. In that case, we will be liable for the tax only on the amount by which we do not meet the foregoing distribution requirement.

In order to qualify as a RIC for U.S. federal income tax purposes, we must, among other things:

- continue to qualify as a BDC under the 1940 Act at all times during each taxable year;

- derive in each taxable year at least 90% of gross income from dividends, interest, payments with respect to loans of certain securities, gains from the sale of stock or other securities or foreign currencies, net income from certain “qualified publicly traded partnerships,” or other income derived with respect to the business of investing in such stock or securities (the “90% Income Test”); and
- diversify our holdings so that at the end of each quarter of the taxable year:
 - at least 50% of the value of our assets consists of cash, cash equivalents, U.S. Government securities, securities of other RICs, and other securities if such other securities of any one issuer do not represent more than 5% of the value of our assets or more than 10% of the outstanding voting securities of the issuer; and
 - no more than 25% of the value of our assets is invested in the (i) securities, other than U.S. government securities or securities of other RICs, of one issuer, (ii) securities, other than securities of other RICs, of two or more issuers that are controlled, as determined under applicable Code rules, by us and that are engaged in the same or similar or related trades or businesses or (iii) securities of one or more “qualified publicly traded partnerships” (the “Diversification Tests”).

We may be required to recognize taxable income in circumstances in which we do not receive cash. For example, if we hold debt obligations that are treated under applicable tax rules as having original issue discount (such as debt instruments with payment-in-kind, or PIK, interest or, in certain cases, increasing interest rates or issued with warrants), we must include in income each year a portion of the original issue discount that accrues over the life of the obligation, regardless of whether cash representing such income is received by us in the same taxable year. We may also have to include in income other amounts that we have not yet received in cash, such as PIK interest and deferred loan origination fees that are paid after origination of the loan. Because any original issue discount or other amounts accrued will be included in our investment company taxable income for the year of accrual, we may be required to make a distribution to stockholders in order to satisfy the Annual Distribution Requirement, even though we will not have received the corresponding cash amount.

Although we do not presently expect to do so, we are authorized to borrow funds, to sell assets and to make taxable distributions of our stock and debt securities in order to satisfy distribution requirements. Our ability to dispose of assets to meet distribution requirements may be limited by (i) the illiquid nature of our portfolio and/or (ii) other requirements relating to our status as a RIC, including the Diversification Tests. If we dispose of assets in order to meet the Annual Distribution Requirement or the Excise Tax Avoidance Requirement, we may make such dispositions at times that, from an investment standpoint, are not advantageous. If we are unable to obtain cash from other sources to satisfy the Annual Distribution Requirement, we may fail to maintain our qualification for tax treatment as a RIC and become subject to U.S. federal income tax as an ordinary corporation.

Under the 1940 Act, we are not permitted to make distributions to our stockholders while debt obligations and other senior securities are outstanding unless certain “asset coverage” tests are met. In addition, we may be prohibited under the terms of any existing or future credit facilities from making distributions unless certain conditions are satisfied. If we are prohibited from making distributions, we may fail to qualify for tax treatment as a RIC and become subject to U.S. federal income tax as an ordinary corporation.

Certain of our investment practices may be subject to special and complex U.S. federal income tax provisions that may, among other things: (i) disallow, suspend or otherwise limit the allowance of certain losses or deductions; (ii) convert lower taxed long-term capital gain into higher taxed short-term capital gain or ordinary income; (iii) convert an ordinary loss or a deduction into a capital loss (the deductibility of which is more limited); (iv) cause us to recognize income or gain without a corresponding receipt of cash; (v) adversely affect the time as to when a purchase or sale of securities is deemed to occur; (vi) adversely alter the characterization of certain complex financial transactions; and (vii) produce income that will not be qualifying income for purposes of the 90% Income Test described above. We will monitor our transactions and may make certain tax decisions in order to mitigate the potential adverse effect of these provisions.

A RIC is limited in its ability to deduct expenses in excess of its “investment company taxable income” (which is, generally, ordinary income plus the excess of net short-term capital gains over net long-term capital losses). If our expenses in a given year exceed investment company taxable income, we would experience a net operating loss for that year. However, a RIC is not permitted to carry forward net operating losses to subsequent years. In addition, expenses can be used only to offset investment company taxable income, not net capital gain. Due to these limits on the deductibility of expenses, we may, for U.S. federal income tax purposes, have aggregate taxable income for several years that we are required to distribute and that is taxable to stockholders even if such income is greater than the aggregate net income we actually earned during those years. Such required distributions may be made from cash assets or by liquidation of investments, if necessary. We may realize gains or losses from such liquidations. In the event we realize net capital gains from such transactions, a stockholder may receive a larger capital gain distribution than it would have received in the absence of such transactions.

Failure to Qualify as a RIC

If we were unable to qualify for treatment as a RIC in the future, we would be subject to U.S. federal income tax on such income at regular corporate rates (and also would be subject to any applicable state and local taxes), regardless of whether we make any distributions to stockholders. We would not be able to deduct distributions to stockholders, nor would distributions be required to be made. Distributions, including distributions of net long-term capital gain, would generally be taxable to stockholders as ordinary dividend income to the extent of our current and accumulated earnings and profits. Subject to certain limitations under the Code, corporate stockholders would be eligible to claim a dividend received deduction with respect to such dividend; non-corporate stockholders would generally be able to treat such distributions as “qualified dividend income,” which is subject to reduced rates of U.S. federal income tax. Distributions in excess of current and accumulated earnings and profits would be treated first as a return of capital to the extent of the stockholder’s adjusted tax basis, and any remaining distributions would be treated as a capital gain. In order to requalify as a RIC, in addition to the other requirements discussed above, we would be required to distribute all previously undistributed earnings attributable to the period we failed to qualify as a RIC by the end of the first year that we intend to requalify as a RIC. If we fail to requalify as a RIC for a period greater than two taxable years, we may be subject to U.S. federal income tax at regular corporate rates on any net built-in gains with respect to certain assets (*i.e.*, the excess of the aggregate gains, including items of income, over aggregate losses that would have been realized with respect to such assets if we had been liquidated) that we elect to recognize on requalification or when recognized over the next five years.

Corporate Information

Our principal executive offices are located at 1 N 1st Street, 3rd Floor, Phoenix, AZ 85004. We maintain a website on the Internet at www.trinitycap.com. We make available, free of charge, on our website our proxy statement, annual report on Form 10-K, quarterly reports on Form 10-Q, current reports on Form 8-K and amendments to those reports as soon as reasonably practicable after we electronically file such material with, or furnish it to, the Securities and Exchange Commission, or SEC. Information contained on our website is not incorporated by reference into this annual report on Form 10-K, and you should not consider that information to be part of this annual report on Form 10-K.

We file annual, quarterly and current periodic reports, proxy statements and other information with the SEC, under the Securities Exchange Act of 1934, as amended, or the Exchange Act. In addition, the SEC maintains an Internet website, at www.sec.gov, that contains reports, proxy and information statements, and other information regarding issuers, including us, who file documents electronically with the SEC.

Item 1A. Risk Factors

You should carefully consider the risks and uncertainties described below, together with all of the other information in this annual report on Form 10-K, including “Management’s Discussion and Analysis of Financial Condition and Results of Operations” and our consolidated financial statements and related notes. Our business, operating results, financial condition, or prospects could be materially and adversely affected by any of these risks and uncertainties. If any of these risks occurs, the trading price, if any, of our securities could decline, and you might lose all or part of your investment. Our business, operating results, financial performance, or prospects could also be harmed by risks and uncertainties not currently known to us or that we currently do not believe are material.

Summary of Principal Risk Factors

The following is a summary of the principal risks that you should carefully consider before investing in our securities and is followed by a more detailed discussion of the material risks related to us and an investment in our securities.

We are subject to risks related to our business and structure, including, but not limited to the following:

- We have a limited operating history as a BDC.
- We depend upon our senior management team and investment professionals, including the members of our Investment Committee, for our success.
- Our business model depends, to a significant extent, upon strong referral relationships with venture capital sponsors, and our inability to develop or maintain these relationships, or the failure of these relationships to generate investment opportunities, could adversely affect our business.
- Global economic, political and market conditions, including uncertainty about the financial stability of the United States, could have a significant adverse effect on our business, financial condition and results of operations.
- Regulations governing our operations as a BDC affect our ability to and the way in which we raise additional capital.
- Changes in laws or regulations governing our operations may adversely affect our business or cause us to alter our business strategy.
- Provisions in our existing and future credit facilities may limit our operations.
- We are exposed to risks associated with changes in interest rates, including the decommissioning of LIBOR and the implementation of alternatives to LIBOR, such as SOFR.
- Most or a substantial portion of our portfolio investments will be recorded at fair value as determined in good faith by the Board and, as a result, there may be uncertainty as to the value of our portfolio investments.
- The Board may change our investment objective, operating policies and strategies without prior notice or stockholder approval, the effects of which may be adverse.
- Any failure in cybersecurity systems, as well as the occurrence of events unanticipated in our disaster recovery systems and management continuity planning, could impair our ability to conduct business effectively.

We are subject to risks related to our investments, including, but not limited to the following:

- Our investments are very risky and highly speculative and a lack of liquidity in our investments may adversely affect us.
- Our investment strategy focuses on growth stage companies which are subject to many risks, including dependence on the need to raise additional capital, volatility, intense competition, shortened product life cycles, changes in regulatory and governmental programs, periodic downturns, below investment grade ratings, which could cause you to lose all or part of your investment in us.
- The equipment financing industry is highly competitive and competitive forces could adversely affect the financing rates and resale prices that we may realize on our equipment financing investment portfolio and the prices that we have to pay to acquire our investments.

- The COVID-19 pandemic has caused severe disruptions in the global economy and has disrupted financial activity in the areas in which we or our portfolio companies operate.
- Economic recessions or downturns could impair our portfolio companies and harm our operating results.
- Our investments are geographically concentrated, which may result in a single occurrence in a particular geographic area having a disproportionate negative impact on our investment portfolio.
- We may be subject to risks associated with our investments in senior loans, junior debt securities and covenant-lite loans.

Risks related to an investment in our securities include, but are not limited to, the following:

- We may not be able to pay distributions, our distributions may not grow over time and/or a portion of our distributions may be a return of capital.
- Investing in our common stock may involve an above-average degree of risk, including the risk of dilution.
- The market value of our securities may fluctuate significantly, which may make it difficult to resell our securities, including at an attractive price.
- We may borrow money, which may magnify the potential for gain or loss and may increase the risk of investing in us.
- Our 2025 Notes, our 4.375% Notes due 2026 (the “August 2026 Notes”), our 4.25% Notes due 2026 (the “December 2026 Notes”) and our 6.00% Convertible Notes due 2025 (the “Convertible Notes”) are each unsecured and therefore effectively subordinated to any secured indebtedness we currently have outstanding or may incur in the future and rank pari passu with, or equal to, all outstanding and future unsecured unsubordinated indebtedness issued by us and our general liabilities.

We are subject to risks related to U.S. federal income tax including, but not limited to, the following:

- We will be subject to corporate-level U.S. federal income tax if we are unable to maintain qualification as a RIC under Subchapter M of the Code.
- We may have difficulty paying our required distributions if we recognize income before, or without, receiving cash representing such income.

Risks Related to Our Business and Structure

We have limited operating history as a BDC.

We were formed on August 12, 2019 to acquire the assets of the Legacy Funds and have limited operating history as a combined entity or as a BDC. As a result, we are subject to the business risks and uncertainties associated with recently formed businesses, including the risk that we will not achieve our investment objective and the value of a stockholder’s investment could decline substantially or become worthless. In addition, we may be unable to generate sufficient revenue from our operations to make or sustain distributions to our stockholders.

The 1940 Act and the Code impose numerous constraints on the operations of BDCs and RICs that do not apply to the other types of investment vehicles and did not apply to the Legacy Funds. For example, under the 1940 Act, BDCs are required to invest at least 70% of their total assets primarily in securities of qualifying U.S. private or thinly traded companies. Moreover, qualification for RIC tax treatment under Subchapter M of the Code requires, among other things, satisfaction of source-of-income, diversification and other requirements. The failure to comply with these provisions in a timely manner could prevent us from qualifying as a BDC or RIC or could force us to pay unexpected taxes and penalties, which could be material. Our management team’s lack of experience in managing a portfolio of assets under such constraints may hinder our ability to take advantage of attractive investment opportunities and, as a result, achieve our investment objective.

We depend upon our senior management team and investment professionals, including the members of the Investment Committee, for our success.

Our ability to achieve our investment objective and to make distributions to our stockholders depends upon the performance of our senior management. We depend on the investment expertise, skill and network of business contacts of our senior management team and investment professionals, including the members of the Investment Committee, who evaluate, negotiate, structure, execute, monitor and service our investments. Our success depends to a significant extent on the continued service and coordination of these individuals. The departure of any of these individuals or competing demands on their time in the future could have a material adverse effect on our ability to achieve our investment objective. Further, if these individuals do not maintain their existing relationships with financial institutions, sponsors and investment professionals and do not develop new relationships with other sources of investment opportunities, we may not be able to grow our investment portfolio or achieve our investment objective. This could have a material adverse effect on our financial condition and results of operations.

Our business model depends to a significant extent upon strong referral relationships with venture capital sponsors, and our inability to develop or maintain these relationships, or the failure of these relationships to generate investment opportunities, could adversely affect our business.

We expect that members of our management team will maintain their relationships with venture capital sponsors, and we will rely to a significant extent upon these relationships to provide us with our deal flow. If we fail to maintain our existing relationships, our relationships become strained as a result of enforcing our rights with respect to non-performing investments in protecting our investments or we fail to develop new relationships with other firms or sources of investment opportunities, then we will not be able to grow our investment portfolio. In addition, persons with whom members of our management team have relationships are not obligated to provide us with investment opportunities and, therefore, there is no assurance that such relationships will lead to the origination of debt or other investments.

Our financial condition and results of operations depend on our ability to manage our business effectively.

Our ability to achieve our investment objective and grow depends on our ability to manage our business. This depends, in turn, on our ability to identify, invest in and monitor companies that meet our investment criteria. The achievement of our investment objective depends upon the execution of our investment process and our access to financing on acceptable terms. Our senior origination professionals and other investment personnel may be called upon to provide managerial assistance to our portfolio companies. These activities may distract them or slow our rate of investment. Any failure to manage our business and our future growth effectively could have a material adverse effect on our business, financial condition, results of operations and prospects. Our results of operations depend on many factors, including the availability of opportunities for investment, readily accessible short and long-term funding alternatives in the financial markets and economic conditions. Furthermore, if we cannot successfully operate our business or implement our investment policies and strategies, it could negatively impact our ability to pay distributions or other distributions and you may lose all or part of your investment.

We are subject to certain regulatory restrictions that may adversely affect our business.

As an internally managed BDC, the size and categories of our assets under management are limited, and we will be unable to offer as wide a variety of financial products to prospective portfolio companies and sponsors (potentially limiting the size and diversification of our asset base). We therefore may not achieve efficiencies of scale and greater management resources available to externally managed BDCs.

Additionally, as an internally managed BDC, our ability to offer more competitive and flexible compensation structures, such as offering both a profit-sharing plan and a long-term incentive plan, is subject to the limitations imposed by the 1940 Act, which may limit our ability to attract and retain talented investment management professionals. As such, these limitations could inhibit our ability to grow, pursue our business plan and attract and retain professional talent, any or all of which may have a negative impact on our business, financial condition and results of operations.

You will not have the opportunity to evaluate the economic merits, transaction terms or other financial or operational data concerning our investments prior to making an investment in us.

You will not have the opportunity to evaluate the economic merits, transaction terms or other financial or operational data concerning our investments prior to making an investment in us. You must rely on our investment professionals and the Board to implement our investment policies, to evaluate our investment opportunities and to structure the terms of our investments. Because investors are not able to evaluate our investments in advance of making an investment in us, an investment in us may entail more risk than other types of offerings. This additional risk may hinder your ability to achieve your own personal investment objective related to portfolio diversification, risk-adjusted investment returns and other objectives.

We operate in a highly competitive market for investment opportunities, which could reduce returns and result in losses.

Our competitors include both existing and newly formed equity and debt focused public and private funds, other BDCs, investment banks, venture-oriented commercial banks, commercial financing companies and, to the extent they provide an alternative form of financing, private equity and hedge funds. Many of our competitors are substantially larger and have considerably greater financial, technical and marketing resources than us. For example, some competitors may have a lower cost of capital and access to funding sources (including deposits) that are not available to us. In addition, some of our competitors may have higher risk tolerances or different risk assessments than we have. Furthermore, many of our competitors are not subject to the regulatory restrictions that the 1940 Act imposes on us as a BDC or to the distribution and other requirements we must satisfy to maintain our ability to be subject to tax as a RIC. These characteristics could allow our competitors to consider a wider variety of investments, establish more relationships and offer better pricing and more flexible structuring than we are able to offer.

The competitive pressures we face may have a material adverse effect on our financial condition, results of operations and cash flows. We believe that some competitors may make loans with rates that are comparable or lower than our rates. We may lose some investment opportunities if we do not match our competitors' pricing, terms and structure. However, if we match our competitors' pricing, terms and structure, we may experience decreased net interest income, lower yields and increased risk of credit loss. As a result of this competition, we may not be able to take advantage of attractive investment opportunities from time to time, and we may not be able to identify and make investments that are consistent with our investment objective.

In addition, we believe a significant part of our competitive advantage stems from the fact that the market for investments in small, fast-growing, private companies is underserved by traditional commercial banks and other financing sources. A significant increase in the number and/or the size of our competitors in this target market could force us to accept less attractive investment terms.

Capital markets may experience periods of disruption and instability, including as recently experienced. Such market conditions may materially and adversely affect debt and equity capital markets in the United States and abroad, which may have a negative impact on our business and operations.

From time-to-time, capital markets may experience periods of disruption and instability, including as recently as 2020 due to the COVID-19 pandemic. Since 2020, the U.S. capital markets have experienced extreme volatility and disruption, as evidenced by the volatility in global stock markets as a result of, among other things, uncertainty surrounding the COVID-19 pandemic, supply chain disruptions, interest rate and inflation rate environments, and the fluctuating price of commodities such as oil. Despite actions of the U.S. federal government and foreign governments, these types of events contribute to unpredictable general economic conditions that materially and adversely impact the broader financial and credit markets and reduce the availability of debt and equity capital for the market as a whole. These conditions could continue for a prolonged period of time or worsen in the future.

Given the ongoing and dynamic nature of recent market disruption and instability, it is difficult to predict the full impact of these conditions on our business. The extent of any such impact will depend on future developments, which are highly uncertain, including the duration or reoccurrence of any potential business or supply chain disruption, changes

in interest rate and inflation rates, the duration and severity of the COVID-19 pandemic and the actions taken by governments to these conditions.

During any such periods of market disruption and instability, we and other companies in the financial services sector may have limited access, if available, to alternative markets for debt and equity capital. Equity capital may be difficult to raise because, subject to some limited exceptions which will apply to us as a BDC, we will generally not be able to issue additional shares of our common stock at a price less than net asset value without first obtaining approval for such issuance from our stockholders and our independent directors. From time to time, we may seek approval from our stockholders so that we have the flexibility to issue up to 25% of our then outstanding shares of our common stock at a price below net asset value. Pursuant to the approval granted at our 2021 annual meeting of stockholders held on June 17, 2021, we are permitted to sell or otherwise issue shares of our common stock at a price below net asset value, subject to certain limitations and determinations that must be made by our board of directors. Such stockholder approval expires on the earlier of June 17, 2022 and the date of our 2022 annual meeting of stockholders.

Volatility and dislocation in the capital markets can also create a challenging environment in which to raise or access debt capital, and our ability to incur indebtedness (including by issuing preferred stock) is limited by applicable regulations such that our asset coverage (as defined in the 1940 Act) must equal at least 150% immediately after each time we incur indebtedness. The continuance or reappearance of market conditions similar to those experienced during and since 2020 for any substantial length of time could make it difficult to extend the maturity of or refinance our existing indebtedness or obtain new indebtedness with similar terms and any failure to do so could have a material adverse effect on our business. The debt capital that will be available to us in the future, if at all, may be at a higher cost and on less favorable terms and conditions than what we currently experience, including being at a higher cost in rising rate environments. If we are unable to raise or refinance debt, then our equity investors may not benefit from the potential for increased returns on equity resulting from leverage and we may be limited in our ability to make new commitments or to fund existing commitments to our portfolio companies. An inability to extend the maturity of, or refinance, our existing indebtedness or obtain new indebtedness could have a material adverse effect on our business, financial condition or results of operations.

Significant disruption or volatility in the capital markets, including as experienced during and since 2020, may also have a negative effect on the valuations of our investments and on the potential for liquidity events involving these investments. While most of our investments are not publicly traded, applicable accounting standards require us to assume as part of our valuation process that our investments are sold in a principal market to market participants (even if we plan on holding an investment through its maturity). As a result, volatility in the capital markets can adversely affect our investment valuations. Significant disruption or volatility in the capital markets may also affect the pace of our investment activity and the potential for liquidity events involving our investments. The illiquidity of our investments may make it difficult for us to sell such investments to access capital if required and to value such investments. Consequently, we may realize significantly less than the value at which we carry our investments. An inability to raise capital, and any required sale of our investments for liquidity purposes, could have a material adverse impact on our business, financial condition or results of operations. In addition, a prolonged period of market illiquidity may cause us to reduce the volume of loans and debt securities we originate and/or fund and adversely affect the value of our portfolio investments, which could have a material and adverse effect on our business, financial condition, results of operations and cash flows.

We may need to raise additional capital to grow because we must distribute most of our income.

We may need additional capital to fund new investments and grow our portfolio of investments through public and/or private offerings of both debt and equity. Unfavorable economic conditions could increase our funding costs or result in a decision by lenders not to amend any outstanding credit facility or extend credit to us. A reduction in the availability of new capital could limit our ability to grow. In addition, we are required to distribute each taxable year an amount at least equal to 90% of our “investment company taxable income” (i.e., our net ordinary income and net short-term capital gains in excess of net long-term capital losses, if any) to our stockholders to continue to be taxed as a RIC. As a result, these earnings are not available to fund new investments.

Regulations governing our operation as a BDC affect our ability to and the way in which we raise additional capital.

We issued the 2025 Notes, the August 2026 Notes, the December 2026 Notes and the Convertible Notes, and entered into the KeyBank Credit Facility through our wholly owned subsidiary, TrinCap Funding, LLC, and may issue other debt securities or preferred stock and/or borrow money from other banks or other financial institutions, which we refer to collectively as “senior securities,” up to the maximum amount permitted by the 1940 Act. Under the provisions of the 1940 Act, we are permitted as a BDC to issue senior securities in amounts such that our asset coverage ratio, as defined in the 1940 Act, equals at least 150% (if certain requirements are met) of total assets less all liabilities and indebtedness not represented by senior securities immediately after each issuance of senior securities. We have satisfied the requirements to increase our asset coverage ratio to 150%, including stockholder and Board approval. Under a 150% asset coverage ratio, we could potentially borrow \$2 for investment purposes of every \$1 of investor equity.

If the value of our assets declines, we may be unable to satisfy this test. If that happens, we may be required to sell a portion of our investments and, depending on the nature of our leverage, repay a portion of our indebtedness at a time when such sales may be disadvantageous. This could have a material adverse effect on our operations, and we may not be able to make distributions in an amount sufficient to be subject to taxation as a RIC, or at all. See “— Risks Related to our Business and Structure” We may borrow money, which may magnify the potential for gain or loss and may increase the risk of investing in us.” In addition, issuance of securities could dilute the percentage ownership of our current stockholders in us.

No person or entity from which we borrow money will have a veto power or a vote in approving or changing any of our fundamental policies. If we issue preferred stock, the preferred stock would rank “senior” to common stock in our capital structure, preferred stockholders would have separate voting rights on certain matters and might have other rights, preferences or privileges more favorable than those of our common stockholders, and the issuance of preferred stock could have the effect of delaying, deferring or preventing a transaction or a change of control that might involve a premium price for holders of our common stock or otherwise be in your best interest. Holders of our common stock will directly or indirectly bear all of the costs associated with offering and servicing any preferred stock that we issue. In addition, any interests of preferred stockholders may not necessarily align with the interests of holders of our common stock and the rights of holders of shares of preferred stock to receive distributions would be senior to those of holders of shares of our common stock.

In addition, while any senior securities remain outstanding, we will be required to make provisions to prohibit any dividend distribution to our stockholders or the repurchase of such securities or shares unless we meet the applicable asset coverage ratios at the time of the dividend distribution or repurchase. We will also be permitted to borrow amounts up to 5% of the value of our total assets for temporary or emergency purposes, which borrowings would not be considered senior securities.

We may borrow money, which may magnify the potential for gain or loss and may increase the risk of investing in us.

As part of our business strategy, we issued the 2025 Notes, the August 2026 Notes, the December 2026 Notes and the Convertible Notes, assumed the Credit Suisse Credit Facility through our wholly owned subsidiary, Trinity Funding 1, LLC, which matured on January 8, 2022 in accordance with its terms, and entered into the KeyBank Credit Facility through our wholly owned subsidiary, TrinCap Funding, LLC, and we may borrow from and issue senior debt securities to banks, insurance companies and other lenders or investors. Holders of these senior securities or other credit facilities will have claims on our assets that are superior to the claims of our stockholders. Leverage magnifies the potential for loss on investments in our indebtedness and on invested equity capital. As we use leverage to partially finance our investments, you will experience increased risks of investing in our securities. If the value of our assets increases, then leveraging would cause the net asset value attributable to our common stock to increase more sharply than it would have had we not leveraged. Conversely, if the value of our assets decreases, leveraging would cause net asset value to decline more sharply than it otherwise would have had we not leveraged our business. Similarly, any increase in our income in excess of interest payable on the borrowed funds would cause our net investment income to increase more than it would without the leverage, while any decrease in our income would cause net investment income to decline more sharply than it would have had we not borrowed. Such a decline could negatively affect our ability to pay common stock distributions, scheduled debt payments or other payments related to our securities. Our ability to service any borrowings

that we incur will depend largely on our financial performance and will be subject to prevailing economic conditions and competitive pressures. Leverage is generally considered a speculative investment technique.

The following table illustrates the effect of leverage on returns from an investment in our common stock assuming various annual returns on our portfolio, net of expenses. Leverage generally magnifies the return of stockholders when the portfolio return is positive and magnifies their losses when the portfolio return is negative. The calculations in the table below are hypothetical, and actual returns may be higher or lower than those appearing in the table below.

	Assumed Return on Our Portfolio (Net of Expenses)				
	-10%	-5%	0%	5%	10%
Corresponding return to common stockholder ⁽¹⁾	(28.4)%	(17.9)%	(7.4)%	3.1%	13.6%

(1) Assumes (i) \$937.1 million in total assets, (ii) \$466.0 million in outstanding principal indebtedness, (iii) \$446.5 million in net assets as of December 31, 2021 and (iv) weighted average interest rate, excluding fees (such as fees on undrawn amounts and amortization of financing costs), of 7.1% as of December 31, 2021.

See “Item 7. Management’s Discussion and Analysis of Financial Condition and Results of Operations — Financial Condition, Liquidity and Capital Resources” for more information regarding our borrowings.

Indebtedness could adversely affect our business, financial condition and results of operations and our ability to meet our payment obligations under outstanding indebtedness.

Currently, we have secured indebtedness outstanding under the KeyBank Credit Facility and unsecured indebtedness outstanding related to the 2025 Notes, the August 2026 Notes, the December 2026 Notes and the Convertible Notes, and may incur additional indebtedness in the future. The use of debt could have significant consequences on our future operations, including:

- making it more difficult for us to meet our payment and other obligations under the KeyBank Credit Facility, the 2025 Notes, the August 2026 Notes, the December 2026 Notes, the Convertible Notes and/or any other outstanding indebtedness we may incur in the future;
- resulting in an event of default if we fail to comply with the financial and other restrictive covenants contained in our debt agreements, which event of default could result in substantially all of our debt becoming immediately due and payable;
- reducing the availability of our cash flow to fund investments, acquisitions and other general corporate purposes, and limiting our ability to obtain additional financing for these purposes;
- subjecting us to the risk of increased sensitivity to interest rate increases on our indebtedness with variable interest rates; and
- limiting our flexibility in planning for, or reacting to, and increasing our vulnerability to, changes in our business, the industry in which we operate and the general economy.

Any of the above-listed factors could have an adverse effect on our business, financial condition and results of operations and our ability to meet our payment obligations under the KeyBank Credit Facility, the 2025 Notes, the August 2026 Notes, the December 2026 Notes, the Convertible Notes and/or any other outstanding indebtedness we may incur in the future.

Our ability to meet our payment and other obligations under our debt instruments depends on our ability to generate significant cash flow in the future. This, to some extent, is subject to general economic, financial, competitive, legislative and regulatory factors as well as other factors that are beyond our control.

We cannot assure you that our business will generate sufficient cash flow from operations or that future borrowings will be available to us under our financing arrangements or otherwise in an amount sufficient to enable us to pay our indebtedness, including under the KeyBank Credit Facility, the 2025 Notes, the August 2026 Notes, the December 2026 Notes, the Convertible Notes and/or any other outstanding indebtedness we may incur in the future, or to fund our other liquidity needs. We may need to refinance all or a portion of our indebtedness, including under the KeyBank Credit Facility, the 2025 Notes, the August 2026 Notes, the December 2026 Notes, the Convertible Notes and/or any other outstanding indebtedness we may incur in the future, on or before the scheduled maturity. The conditions of the financial markets and prevailing interest rates have fluctuated in the past and are likely to fluctuate in the future. We cannot assure you that we will be able to refinance any of our indebtedness on commercially reasonable terms or at all. If we cannot service our indebtedness, we may have to take actions such as selling assets or seeking additional equity. We cannot assure you that any such actions, if necessary, could be effected on commercially reasonable terms or at all, or on terms that would not be disadvantageous to our shareholders or on terms that would not require us to breach the terms and conditions of our existing or future debt agreements, including our payment obligations under the KeyBank Credit Facility, the 2025 Notes, the August 2026 Notes, the December 2026 Notes and/or the Convertible Notes.

Provisions in our existing and future credit facilities may limit our operations.

At our discretion, we have utilized the leverage available under the KeyBank Credit Facility and the Credit Suisse Credit Facility, and may continue to utilize the leverage available under the KeyBank Credit Facility, for investment and operating purposes. See “Item 7. Management’s Discussion and Analysis of Financial Condition and Results of Operations – Recent Developments” for additional information regarding the Credit Suisse Credit Facility. Additionally, we may in the future enter into additional credit facilities. To the extent we borrow money to make investments, the applicable credit facility may be backed by all or a portion of our loans and securities on which the lender will have a security interest. We may pledge up to 100% of our assets and may grant a security interest in all of our assets under the terms of any debt instrument we enter into with a lender. We expect that any security interests we grant will be set forth in a pledge and security agreement and evidenced by the filing of financing statements by the agent for the lenders. In addition, we expect that the custodian for our securities serving as collateral for such loan would include in its electronic systems notices indicating the existence of such security interests and, following notice of occurrence of an event of default, if any, and during its continuance, will only accept transfer instructions with respect to any such securities from the lenders or their designee. If we were to default under the terms of any debt instrument, the agent for the applicable lenders would be able to assume control of the timing of disposition of any or all of our assets securing such debt, which would have a material adverse effect on our business, financial condition, results of operations and cash flows.

In addition, any security interests and/or negative covenants required by any credit facility may limit our ability to create liens on assets to secure additional debt and may make it difficult for us to restructure or refinance indebtedness at or prior to maturity or obtain additional debt or equity financing. In addition, if our borrowing base under any credit facility were to decrease, we may be required to secure additional assets in an amount sufficient to cure any borrowing base deficiency. In the event that all of our assets are secured at the time of such a borrowing base deficiency, we could be required to repay advances under the credit facility or make deposits to a collection account, either of which could have a material adverse impact on our ability to fund future investments and to make distributions.

In addition, we may be subject to limitations as to how borrowed funds may be used, which may include restrictions on geographic and industry concentrations, loan size, payment frequency and status, average life, collateral interests and investment ratings, as well as regulatory restrictions on leverage which may affect the amount of funding that may be obtained. There may also be certain requirements relating to portfolio performance, including required minimum portfolio yield and limitations on delinquencies and charge-offs, a violation of which could limit further advances and, in some cases, result in an event of default. An event of default under a credit facility could result in an accelerated maturity date for all amounts outstanding thereunder, which could have a material adverse effect on our business and financial condition. This could reduce our liquidity and cash flow and impair our ability to grow our business.

Any defaults under a credit facility could adversely affect our business.

In the event we default under any credit facility or other borrowings, our business could be adversely affected as we may be forced to sell a portion of our investments quickly and prematurely at what may be disadvantageous prices to us

in order to meet our outstanding payment obligations and/or support working capital requirements under the credit facility, any of which would have a material adverse effect on our business, financial condition, results of operations and cash flows. In addition, following any such default, the agent for the lenders under such credit facility could assume control of the disposition of any or all of our assets, including the selection of such assets to be disposed and the timing of such disposition, which would have a material adverse effect on our business, financial condition, results of operations and cash flows.

We are exposed to risks associated with changes in interest rates.

Because we may borrow money to make investments, our net investment income will depend, in part, upon the difference between the rate at which we borrow funds and the rate at which we invest those funds. As a result, we can offer no assurance that a significant change in market interest rates will not have a material adverse effect on our net investment income. A reduction in the interest rates on new investments relative to interest rates on current investments could have an adverse impact on our net investment income. However, an increase in interest rates could decrease the value of any investments we hold which earn fixed interest rates and also could increase our interest expense, thereby decreasing our net income. Also, an increase in interest rates available to investors could make an investment in our common stock less attractive if we are not able to increase our distribution rate, which could reduce the value of our common stock. Further, rising interest rates could also adversely affect our performance if such increases cause our borrowing costs to rise at a rate in excess of the rate that our investments yield.

In periods of rising interest rates, to the extent we borrow money subject to a floating interest rate, our cost of funds would increase, which could reduce our net investment income. Further, rising interest rates could also adversely affect our performance if we hold investments with floating interest rates, subject to specified minimum interest rates (such as a LIBOR floor), while at the same time engaging in borrowings subject to floating interest rates not subject to such minimums. In such a scenario, rising interest rates may increase our interest expense, even though our interest income from investments is not increasing in a corresponding manner as a result of such minimum interest rates.

If general interest rates rise, there is a risk that the portfolio companies in which we hold floating rate securities will be unable to pay escalating interest amounts, which could result in a default under their loan documents with us. Rising interest rates could also cause portfolio companies to shift cash from other productive uses to the payment of interest, which may have a material adverse effect on their business and operations and could, over time, lead to increased defaults. In addition, rising interest rates may increase pressure on us to provide fixed rate loans to our portfolio companies, which could adversely affect our net investment income, as increases in our cost of borrowed funds would not be accompanied by increased interest income from such fixed-rate investments.

On March 5, 2021, the United Kingdom's Financial Conduct Authority (the "FCA"), which regulates LIBOR, announced that the 1-week and 2-month U.S. dollar LIBOR settings will cease publication after December 31, 2021 and the overnight 1, 3, 6 and 12 months U.S. dollar LIBOR settings will cease publication after June 30, 2023. However, the FCA has indicated it will not compel panel banks to continue to contribute to LIBOR after the end of 2021 and the Federal Reserve Board, the Office of the Comptroller of the Currency, and the Federal Deposit Insurance Corporation have encouraged banks to cease entering into new contracts that use U.S. dollar LIBOR as a reference rate no later than December 31, 2021

To identify a successor rate for U.S. dollar LIBOR, the Alternative Reference Rates Committee ("ARRC"), a U.S.-based group convened by the U.S. Federal Reserve Board and the Federal Reserve Bank of New York, was formed. On July 29, 2021, the ARCC formally recommended the Secured Overnight Financing Rate ("SOFR") as its preferred alternative replacement rate for LIBOR. SOFR is a measure of the cost of borrowing cash overnight, collateralized by U.S. Treasury securities, and is based on directly observable U.S. Treasury-backed repurchase transactions. Whether or not SOFR attains market traction as a LIBOR replacement remains a question. Although SOFR appears to be the preferred replacement rate for U.S. dollar LIBOR, at this time, it is not possible to predict the effect of any such changes, any establishment of alternative reference rates or any other reforms to LIBOR that may be enacted.

The elimination of LIBOR or any other changes or reforms to the determination or supervision of LIBOR could have an adverse impact on the market for or value of any LIBOR-linked securities, loans, and other financial obligations

or extensions of credit held by or due to us or on our overall financial condition or results of operations. In addition, while the majority of our portfolio company debt investments are based on the Prime rate and not LIBOR, in connection with the cessation of LIBOR, we may need to renegotiate credit agreements extending beyond 2021 with our portfolio companies that utilize LIBOR, if any, to provide for an alternative reference rate, to the extent they do not already provide for as much upon the cessation of LIBOR, which may have an adverse effect on our overall financial condition or results of operations. Furthermore, our borrowings under the KeyBank Credit Facility generally bear interest at a rate related to LIBOR, but its terms provide for the replacement of LIBOR with SOFR no later than July 1, 2023 or the date that the FCA permanently or indefinitely ceases to provide LIBOR rates, if earlier. In addition, the transition from LIBOR to SOFR or other alternative reference rates may also introduce operational risks in our accounting, financial reporting, loan servicing, liability management and other aspects of our business. We are assessing the impact of a transition from LIBOR; however, we cannot reasonably estimate the impact of the transition at this time.

If we do not invest a sufficient portion of our assets in qualifying assets, we could fail to qualify as a BDC, which would have a material adverse effect on our business, financial condition and results of operations.

As a BDC, we may not acquire any assets other than “qualifying assets” unless, at the time of and after giving effect to such acquisition, at least 70% of our total assets are qualifying assets. We believe that most of the investments that we may acquire in the future will constitute qualifying assets. However, we may be precluded from investing in what we believe are attractive investments if such investments are not qualifying assets for purposes of the 1940 Act. If we do not invest a sufficient portion of our assets in qualifying assets, we could violate the 1940 Act provisions applicable to BDCs. As a result of such violation, specific rules under the 1940 Act could prevent us, for example, from making follow-on investments in existing portfolio companies which could result in the dilution of our position or could require us to dispose of investments at inappropriate times in order to come into compliance with the 1940 Act. If we need to dispose of investments quickly, it could be difficult to dispose of such investments on favorable terms. We may not be able to find a buyer for such investments and, even if we do find a buyer, we may have to sell the investments at a substantial loss. Any such outcomes would have a material adverse effect on our business, financial condition, results of operations, and cash flows.

Most or a substantial portion of our portfolio investments will be recorded at fair value as determined in good faith by the Board and, as a result, there may be uncertainty as to the value of our portfolio investments.

Under the 1940 Act, we are required to carry our portfolio investments at market value or if there is no readily available market value, at fair value as determined by the Board. Most or a substantial portion of our portfolio investments may take the form of securities that are not publicly traded. The fair value of securities and other investments that are not publicly traded may not be readily determinable, and we value these securities at fair value as determined in good faith by the Board, including to reflect significant events affecting the value of our securities. As part of the valuation process, we may take into account the following types of factors, if relevant, in determining the fair value of our investments:

- a comparison of the portfolio company’s securities to publicly traded securities;
- the enterprise value of a portfolio company;
- the nature and realizable value of any collateral;
- the portfolio company’s ability to make payments and its earnings and discounted cash flow;
- the markets in which the portfolio company does business; and
- changes in the interest rate and inflation rate environments and the credit markets generally that may affect the price at which similar investments may be made in the future and other relevant factors.

We expect that most of our investments (other than cash and cash equivalents) will be classified as Level 3 in the fair value hierarchy and require disclosures about the level of disaggregation along with the inputs and valuation techniques we use to measure fair value. This means that our portfolio valuations are based on unobservable inputs and our own assumptions about how market participants would price the asset or liability in question. Inputs into the determination of fair value of our portfolio investments require significant management judgment or estimation. Even if observable market data is available, such information may be the result of consensus pricing information or broker quotes, which include a disclaimer that the broker would not be held to such a price in an actual transaction. The non-binding nature of consensus pricing and/or quotes accompanied by disclaimers materially reduces the reliability of such information. We employ the services of one or more independent service providers to review the valuation of these securities. The types of factors that the Board may take into account in determining the fair value of our investments generally include, as appropriate, comparison to publicly traded securities including such factors as yield, maturity and measures of credit quality, the enterprise value of a portfolio company, the nature and realizable value of any collateral, the portfolio company's ability to make payments and its earnings and discounted cash flow, the markets in which the portfolio company does business and other relevant factors. Because such valuations, and particularly valuations of private securities and private companies, are inherently uncertain, may fluctuate over short periods of time and may be based on estimates, our determinations of fair value may differ materially from the values that would have been used if a ready market for these securities existed. Due to this uncertainty in the value of our portfolio investments, a fair value determination may cause net asset value on a given date to materially understate or overstate the value that we may ultimately realize upon one or more of our investments. As a result, investors purchasing shares of our common stock based on an overstated net asset value would pay a higher price than the value of the investments might warrant. Conversely, investors selling shares during a period in which the net asset value understates the value of investments will receive a lower price for their shares than the value the investment portfolio might warrant.

We will adjust quarterly the valuation of our portfolio to reflect the determination of the Board of the fair value of each investment in our portfolio. Any changes in fair value are recorded in our statements of operations as net change in unrealized gain (loss) on investments.

We may incur lender liability as a result of our lending activities.

In recent years, a number of judicial decisions have upheld the right of borrowers and others to sue lending institutions on the basis of various evolving legal theories, collectively termed "lender liability." Generally, lender liability is founded on the premise that a lender has either violated a duty, whether implied or contractual, of good faith and fair dealing owed to the borrower or has assumed a degree of control over the borrower resulting in the creation of a fiduciary duty owed to the borrower or its other creditors or stockholders. As a result, we could be subject to lender liability, claims for actions taken by us with respect to a portfolio company's business or instances where we exercise control over the portfolio company, including as a result of actions taken in rendering significant managerial assistance to the portfolio company or actions to compel and collect payments from the portfolio company outside of the ordinary course of business. Lender liability claims can be time-consuming and expensive to defend and result in significant liability.

Risks Related to Our Investments

Our investment strategy focuses on growth stage companies, which are subject to many risks, including dependence on the need to raise additional capital, volatility, intense competition, shortened product life cycles, changes in regulatory and governmental programs, periodic downturns, below investment grade ratings, which could cause you to lose all or part of your investment in us.

We invest primarily in growth stage companies, many of which may have narrow product lines and small market shares, which tend to render them more vulnerable to competitors' actions and market conditions, as well as to general economic downturns, compared to more mature companies. The revenues, income (or losses), and projected financial performance and valuations of growth stage companies can and often do fluctuate suddenly and dramatically. For these reasons, investments in our portfolio companies, if rated by one or more ratings agency, would typically be rated below "investment grade," which refers to securities rated by ratings agencies below the four highest rating categories. Our target growth stage companies are geographically concentrated and are therefore highly susceptible to materially

negative local, political, natural and economic events. In addition, high growth industries are generally characterized by abrupt business cycles and intense competition. Overcapacity in high growth industries, together with cyclical economic downturns, may result in substantial decreases in the value of many growth stage companies and/or their ability to meet their current and projected financial performance to service our debt. Furthermore, growth stage companies also typically rely on venture capital and private equity investors, or initial public offerings, or sales for additional capital.

Venture capital firms in turn rely on their limited partners to pay in capital over time in order to fund their ongoing and future investment activities. To the extent that venture capital firms' limited partners are unable or choose not to fulfill their ongoing funding obligations, the venture capital firms may be unable to continue operationally and/or financially supporting the ongoing operations of our portfolio companies which could materially and adversely impact our financing arrangement with the portfolio company.

These companies, their industries, their products and customer demand and the outlook and competitive landscape for their industries are all subject to change, which could adversely impact their ability to execute their business plans and generate cash flow or raise additional capital that would serve as the basis for repayment of our loans. Therefore, our growth stage companies may face considerably more risk of loss than do companies at other stages of development.

The equipment financing industry is highly competitive and competitive forces could adversely affect the financing rates and resale prices that we may realize on our equipment financing investment portfolio and the prices that we have to pay to acquire our investments.

As part of our investment strategy, we engage in equipment financing, through which we finance equipment to growth stage companies. Equipment manufacturers, corporations, partnerships and others offer users an alternative to the purchase of most types of equipment with payment terms that vary widely depending on the type of financing, the lease or loan term and the type of equipment. In seeking equipment financing transactions, we will compete with financial institutions, manufacturers and public and private leasing companies, many of which may have greater financial resources than us.

Some types of equipment are under special government regulation which may make the equipment more costly to acquire, own, maintain under equipment financings and sell.

The use, maintenance and ownership of certain types of equipment are regulated by federal, state and/or local authorities. Regulations may impose restrictions and financial burdens on our ownership and operation of equipment. Changes in government regulations, industry standards or deregulation may also affect the ownership, operation and resale value of equipment. For example, certain types of equipment are subject to extensive safety and operating regulations imposed by government and/or industry self-regulatory organizations which may make these types of equipment more costly to acquire, own, maintain under equipment financings and sell. These agencies or organizations may require changes or improvements to equipment, and we may have to spend our own capital to comply. These changes may also require the equipment to be removed from service for a period of time. The terms of equipment financings may provide for payment reductions if the equipment must remain out of service for an extended period or is removed from service. We may then have reduced operating revenues from equipment financings for these items of equipment. If we did not have the capital to make a required change, we might be required to sell the affected equipment or to sell other items of its equipment in order to obtain the necessary cash; in either event, we could suffer a loss on our investment and might lose future revenues, and we might also have adverse tax consequences.

We are subject to risks inherent in the equipment financing business that may adversely affect our ability to finance our portfolio on terms that will permit us to generate profitable rates of return for investors.

A number of economic conditions and market factors, many of which we cannot control, could threaten our ability to operate profitably. These include changes in economic conditions, including fluctuations in demand for equipment, interest rates and inflation rates; the timing of purchases and the ability to forecast technological advances for equipment; technological and economic obsolescence; and increases in our expenses.

Demand for equipment fluctuates, and periods of weak demand could adversely affect equipment financing rates and resale prices that we may realize on our investment portfolio while periods of high demand could adversely affect the prices that we have to pay to acquire our investments. Such fluctuations in demand could therefore adversely affect the ability of a leasing program to invest its capital in a timely and profitable manner. Equipment lessors have experienced a more difficult market in which to make suitable investments during historical periods of reduced growth and recession in the U.S. economy as a result of the softening demand for capital equipment during these periods. An economic recession resulting in lower levels of capital expenditure by businesses may result in more used equipment becoming available on the market and downward pressure on prices and equipment financing rates due to excess inventory. Periods of low interest rates exert downward pressure on equipment financing rates and may result in less demand for equipment financings. Furthermore, a decline in corporate expansion or demand for capital goods could delay investment of our capital, and its production of financing revenues. There can be no assurance as to what future developments may occur in the economy in general or in the demand for equipment and other asset-based financing in particular.

Global economic, political and market conditions, including uncertainty about the financial stability of the United States, could have a significant adverse effect on our business, financial condition and results of operations.

Downgrades by rating agencies to the U.S. government's credit rating or concerns about its credit and deficit levels in general could cause interest rates and borrowing costs to rise, which may negatively impact both the perception of credit risk associated with our debt portfolio and our ability to access the debt markets on favorable terms. In addition, a decreased U.S. government credit rating could create broader financial turmoil and uncertainty, which may weigh heavily on our financial performance and the value of our common stock.

Deterioration in the economic conditions in the Eurozone and other regions or countries globally and the resulting instability in global financial markets may pose a risk to our business. Financial markets have been affected at times by a number of global macroeconomic events, including the following: large sovereign debts and fiscal deficits of several countries in Europe and in emerging markets jurisdictions, levels of non-performing loans on the balance sheets of European banks, the effect of the United Kingdom (the "U.K.") leaving the European Union (the "EU"), instability in the Chinese capital markets and the COVID-19 pandemic. Global market and economic disruptions have affected, and may in the future affect, the U.S. capital markets, which could adversely affect our business, financial condition or results of operations. We cannot assure you that market disruptions in Europe and other regions or countries, including the increased cost of funding for certain governments and financial institutions, will not impact the global economy, and we cannot assure you that assistance packages will be available, or if available, be sufficient to stabilize countries and markets in Europe or elsewhere affected by a financial crisis. To the extent uncertainty regarding any economic recovery in Europe or elsewhere negatively impacts consumer confidence and consumer credit factors, our and our portfolio companies' business, financial condition and results of operations could be significantly and adversely affected. Moreover, there is a risk of both sector-specific and broad-based corrections and/or downturns in the equity and credit markets. Any of the foregoing could have a significant impact on the markets in which we operate and could have a material adverse impact on our business prospects and financial condition.

Various social and political circumstances in the United States and around the world (including wars and other forms of conflict, terrorist acts, security operations and catastrophic events such as fires, floods, earthquakes, tornadoes, hurricanes and global health epidemics), may also contribute to increased market volatility and economic uncertainties or deterioration in the United States and worldwide. Such events, including rising trade tensions between the United States and China, other uncertainties regarding actual and potential shifts in U.S. and foreign, trade, economic and other policies with other countries, escalating border tensions between Russia and Ukraine, and the COVID-19 pandemic, could adversely affect our business, financial condition or results of operations. These market and economic disruptions could negatively impact the operating results of our portfolio companies.

Additionally, the Federal Reserve may raise, or may announce its intention to raise, the Federal Funds Rate in 2022. These developments, along with the U.S. government's credit and deficit concerns, global economic uncertainties and market volatility and the impacts of COVID-19, could cause interest rates to be volatile, which may negatively impact our ability to access the debt markets and capital markets on favorable terms.

The COVID-19 pandemic has caused severe disruptions in the global economy, including supply chain disruptions, and has disrupted financial activity in the areas in which we or our portfolio companies operate.

As of the filing date of this annual report on Form 10-K, there is a continued outbreak of the COVID-19 pandemic. This outbreak has led and for an unknown period of time will continue to lead to disruptions in local, regional, national and global markets and economies affected thereby. Many states, including those in which we and our portfolio companies operate, have issued orders requiring the closure of, or certain restrictions on the operation of, non-essential businesses and/or requiring residents to stay at home. The COVID-19 pandemic and restrictive measures taken to contain or mitigate its spread have caused, and are continuing to cause, business shutdowns, or the re-introduction of business shutdowns, cancellations of events and restrictions on travel, significant reductions in demand for certain goods and services, reductions in business activity and financial transactions, supply chain interruptions and overall economic and financial market instability both globally and in the United States. Such effects will likely continue for the duration of the pandemic, which is uncertain, and for some period thereafter.

While several countries, as well as certain states, counties and cities in the United States, began to relax the early public health restrictions with a view to partially or fully reopening their economies, many cities world-wide have since experienced a surge in the reported number of cases, hospitalizations and deaths related to the COVID-19 pandemic. This recent increase in cases led to the re-introduction of restrictions and business shutdowns in certain states, counties and cities in the United States and globally and could continue to lead to the re-introduction of such restrictions and business shutdowns elsewhere. Even after the COVID-19 pandemic subsides, the U.S. economy and most other major global economies may continue to experience a recession, and our business and operations, as well as the business and operations of our portfolio companies, could be materially adversely affected by a prolonged recession in the United States and other major markets.

The impact of COVID-19 led to significant volatility and declines in the global public equity markets and it is uncertain how long this volatility will continue. As COVID-19 continues to spread, the potential impacts, including a global, regional or other economic recession, are increasingly uncertain and difficult to assess. Some economists and major investment banks have expressed concern that the continued spread of the virus globally could lead to a world-wide economic downturn, the impacts of which could last for some period after the pandemic is controlled and/or abated.

Political, social and economic uncertainty, including uncertainty related to the COVID-19 pandemic, creates and exacerbates risks.

Social, political, economic and other conditions and events (such as natural disasters, epidemics and pandemics, terrorism, conflicts and social unrest) will occur that create uncertainty and have significant impacts on issuers, industries, governments and other systems, including the financial markets, to which companies and their investments are exposed. As global systems, economies and financial markets are increasingly interconnected, events that once had only local impact are now more likely to have regional or even global effects. Events that occur in one country, region or financial market will, more frequently, adversely impact issuers in other countries, regions or markets, including in established markets such as the U.S. These impacts can be exacerbated by failures of governments and societies to adequately respond to an emerging event or threat.

Uncertainty can result in or coincide with, among other things: increased volatility in the financial markets for securities, derivatives, loans, credit and currency; a decrease in the reliability of market prices and difficulty in valuing assets (including portfolio company assets); greater fluctuations in spreads on debt investments and currency exchange rates; increased risk of default (by both government and private obligors and issuers); further social, economic, and political instability; nationalization of private enterprise; greater governmental involvement in the economy or in social factors that impact the economy; changes to governmental regulation and supervision of the loan, securities, derivatives and currency markets and market participants and decreased or revised monitoring of such markets by governments or self-regulatory organizations and reduced enforcement of regulations; limitations on the activities of investors in such markets; controls or restrictions on foreign investment, capital controls and limitations on repatriation of invested capital; the significant loss of liquidity and the inability to purchase, sell and otherwise fund investments or settle transactions (including, but not limited to, a market freeze); unavailability of currency hedging techniques; substantial,

and in some periods extremely high rates of inflation, which can last many years and have substantial negative effects on credit and securities markets as well as the economy as a whole; recessions; and difficulties in obtaining and/or enforcing legal judgments.

For example, in December 2019, COVID-19 emerged in China and proceeded to spread rapidly to other countries, including the United States. See “—*The COVID-19 pandemic has caused severe disruptions in the global economy, including supply chain disruptions, and has disrupted financial activity in the areas in which we or our portfolio companies operate.*”

General uncertainty surrounding the dangers and impact of COVID-19 (including the preventative measures taken in response thereto) and additional uncertainty regarding new variants of COVID-19, most notably the Delta and Omicron variants, has to date created significant disruption in supply chains and economic activity, contributed to labor difficulties and is having a particularly adverse impact on transportation, hospitality, tourism, entertainment and other industries, including industries in which certain of our portfolio companies operate, which could in turn negatively impact certain of such portfolio companies, including by causing significant business disruption issues.

In addition, disruptions in the capital markets caused by the COVID-19 pandemic have increased the spread between the yields realized on risk-free and higher risk securities, resulting in illiquidity in parts of the capital markets. These and future market disruptions and/or illiquidity could have an adverse effect on our business, financial condition, results of operations and cash flows. Unfavorable economic conditions could also increase our funding costs, limit our access to the capital markets or result in a decision by lenders not to extend credit to us. These events could limit our investment originations, limit our ability to grow and have a material negative impact on our and our prospective portfolio companies' operating results and the fair values of our debt and equity investments.

Any public health emergency, including the COVID-19 pandemic or any outbreak of other existing or new epidemic diseases, or the threat thereof, and the resulting financial and economic market uncertainty could have a significant adverse impact on us and the fair value of our investments and our portfolio companies.

The extent of the impact of any public health emergency, including the COVID-19 pandemic, on our and our portfolio companies' operational and financial performance will depend on many factors, including the duration and scope of such public health emergency, the actions taken by governmental authorities to contain its financial and economic impact, the extent of any related travel advisories and restrictions implemented, the impact of such public health emergency on overall supply and demand, goods and services, investor liquidity, consumer confidence and levels of economic activity and the extent of its disruption to important global, regional and local supply chains and economic markets, all of which are highly uncertain and cannot be predicted. In addition, our and our portfolio companies' operations may be significantly impacted, or even temporarily or permanently halted, as a result of government quarantine measures, voluntary and precautionary restrictions on travel or meetings and other factors related to a public health emergency, including its potential adverse impact on the health of any of our or our portfolio companies' personnel. This could create widespread business continuity issues for us and our portfolio companies.

These factors may also cause the valuation of our investments to differ materially from the values that we may ultimately realize. Our valuations, and particularly valuations of private investments and private companies, are inherently uncertain, may fluctuate over short periods of time and are often based on estimates, comparisons and qualitative evaluations of private information. As a result, our valuations may not show the completed or continuing impact of the COVID-19 pandemic and the resulting measures taken in response thereto. Any public health emergency, including the COVID-19 pandemic or any outbreak of other existing or new epidemic diseases, or the threat thereof, and the resulting financial and economic market uncertainty could have a significant adverse impact on us and the fair value of our investments and our portfolio companies.

Economic recessions or downturns could impair our portfolio companies and harm our operating results.

Some of our portfolio companies may be susceptible to economic slowdowns or recessions and may be unable to repay our debt investments during periods of economic recession or downturn. For example, the COVID-19 pandemic has disrupted markets and industries, and the prolonged impact remains uncertain. Many manufacturers of goods in

China and other countries in Asia have seen a downturn in production due to the suspension of business and temporary closure of factories in an attempt to curb the spread of the illness. The impact of the COVID-19 pandemic has spread to other parts of the world and similar impacts have occurred with respect to affected countries. In the past, instability in the global capital markets resulted in disruptions in liquidity in the debt capital markets, significant write-offs in the financial services sector, the re-pricing of credit risk in the broadly syndicated credit market and the failure of major domestic and international financial institutions. In particular, in past periods of instability, the financial services sector was negatively impacted by significant write-offs as the value of the assets held by financial firms declined, impairing their capital positions and abilities to lend and invest. In addition, continued uncertainty surrounding the negotiation of trade deals between Britain and the European Union following the United Kingdom's exit from the European Union and uncertainty between the United States and other countries, including China, with respect to trade policies, treaties, and tariffs, among other factors, have caused disruption in the global markets. There can be no assurance that market conditions will not worsen in the future.

In an economic downturn, we may have non-performing assets or non-performing assets may increase, and the value of our portfolio is likely to decrease during these periods. Adverse economic conditions may also decrease the value of any collateral securing our loans. A severe recession may further decrease the value of such collateral and result in losses of value in our portfolio and a decrease in our revenues, net income, assets and net worth. Unfavorable economic conditions also could increase our funding costs, limit our access to the capital markets or result in a decision by lenders not to extend credit to us on terms we deem acceptable. These events could prevent us from increasing investments and harm our operating results.

The occurrence of recessionary conditions and/or negative developments in the domestic and international credit markets may significantly affect the markets in which we do business, the value of our investments, and our ongoing operations, costs and profitability. Any such unfavorable economic conditions, including rising interest rates, may also increase our funding costs, limit our access to capital markets or negatively impact our ability to obtain financing, particularly from the debt markets. In addition, any future financial market uncertainty could lead to financial market disruptions and could further impact our ability to obtain financing. These events could limit our investment originations, limit our ability to grow and negatively impact our operating results and financial condition.

Our investments are geographically concentrated, which may result in a single occurrence in a particular geographic area having a disproportionate negative impact on our investment portfolio.

Investments in a particular geographic region may be particularly susceptible to economic conditions and regulatory requirements. To the extent our investments are concentrated in a particular region or group of regions, our investment portfolio may be more volatile than a more geographically investment portfolio. Any deterioration in the economy, or adverse events in such regions, may increase the rate of delinquency and default experience (and as a consequence, losses) with respect to our investments in such region. Our investments are geographically concentrated in the Western and Northeastern part of the United States. As result, we may be more susceptible to being adversely affected by any single occurrence in those regions.

For example, portfolio companies in California, may be particularly susceptible to certain types of hazards, such as earthquakes, floods, mudslides, wildfires and other national disasters, which could have a negative impact on their business and negatively impacting such company's ability to meet their obligations under their debt securities that we hold. Additionally, adverse economic conditions or other factors particularly affecting a specific region could increase the risk of loss on our investments.

Our investments in leveraged portfolio companies may be risky, and we could lose all or part of our investment.

Investment in leveraged companies involves a number of significant risks. Leveraged companies in which we invest may have limited financial resources and may be unable to meet their obligations under their debt securities that we hold. Such developments may be accompanied by a deterioration in the value of any collateral and a reduction in the likelihood of our realizing any guarantees that we may have obtained in connection with our investment. In addition, our junior secured loans are generally subordinated to senior loans. As such, other creditors may rank senior to us in the event of an insolvency, bankruptcy or liquidation.

In addition, investing in small, fast-growing, private companies involves a number of significant risks, including the following:

- these companies may have limited financial resources and may be unable to meet their obligations under their debt securities that we hold. This failure to meet obligations may be accompanied by a deterioration in the value of any collateral and a reduction in the likelihood of us realizing any guarantees we may have obtained in connection with our investment;
- they typically have shorter operating histories, narrower product lines and smaller market shares than larger businesses, which tend to render them more vulnerable to competitors' actions, market conditions, and general economic downturns;
- they are more likely to depend on the management talents and efforts of a small group of persons; therefore, the death, disability, resignation or termination of one or more of these persons could have a material adverse impact on our portfolio company and, in turn, on us;
- they generally have less predictable operating results, may from time to time be parties to litigation, may be engaged in rapidly changing businesses with products subject to a substantial risk of obsolescence, and may require substantial additional capital to support their operations, finance expansion, or maintain their competitive position. In addition, our executive officers and directors may, in the ordinary course of business, be named as defendants in litigation arising from our investments in the portfolio companies; and
- they may have difficulty accessing the capital markets to meet future capital needs, which may limit their ability to grow or to repay their outstanding debt upon maturity.

Our investments are very risky and highly speculative.

We invest primarily in secured loans and select equity and equity-related investments issued by, and provide equipment financing to, small, fast-growing private companies. We invest primarily in secured loans made to companies whose debt has generally not been rated by any rating agency, although we would expect such debt, if rated, to fall below investment grade. Securities rated below investment grade are often referred to as "high yield" securities and "junk bonds," and are considered "high risk" and speculative in nature compared to debt instruments that are rated above investment grade because of the credit risk of the issuers. Such issuers are more likely than investment grade issuers to default on their payments of interest and principal owed to us, and such defaults could have a material adverse effect on our performance.

Generally, little public information exists about the types of companies in which we invest, and we are required to rely on the ability of our senior management team and investment professionals to obtain adequate information to evaluate the potential returns from investing in these companies. If we are unable to uncover all material information about these companies, we may not make a fully informed investment decision, and we may lose money on our investments. Also, privately held companies frequently have less diverse product lines and smaller market presence than larger competitors. These factors could adversely affect our investment returns as compared to companies investing primarily in the securities of public companies.

Senior Secured Loans. There is a risk that the collateral securing our loans may decrease in value over time, may be difficult to sell in a timely manner, may be difficult to appraise and may fluctuate in value based upon the success of the business and market conditions, including as a result of the inability of the portfolio company to raise additional capital. In some circumstances, our liens on the collateral securing our loans could be subordinated to claims of other creditors. In addition, deterioration in a portfolio company's financial condition and prospects, including its inability to raise additional capital, may be accompanied by deterioration in the value of the collateral for the loan. The fact that a loan is secured does not guarantee that we will receive principal and interest payments according to the loan's terms, or at all, or that we will be able to collect on the loan should we be compelled to enforce our remedies. Further, no active trading market may exist or be maintained for certain senior secured loans. Illiquidity and adverse market conditions may mean that we may not be able to sell senior secured loans quickly or

at a fair price. To the extent that a secondary market does exist for certain senior secured loans, the market for them may be subject to irregular trading activity, wide bid/ask spreads and extended trade settlement periods.

Second Lien Secured Loans. In structuring our loans, we may subordinate our security interest in certain assets of a borrower to another lender, usually a bank, such that we hold a second lien secured loan. In these situations, all of the risks identified above regarding senior secured loans would be present and additional risks inherent in holding a junior security position would also be present, including that our second lien secured loans generally would be subordinated to senior loans and other creditors may rank senior to us in the event of default, insolvency or liquidation. In addition, these securities may not be protected by all of the financial covenants, such as limitations upon additional indebtedness, typically protecting such senior debt. In the event a portfolio company cannot generate adequate cash flow to meet senior debt service, we may suffer a partial or total loss of our investment in a second lien secured loan.

Equity and Equity-Related Investments. When we invest in secured loans, we may acquire equity and equity-related securities as well. In addition, we may invest directly in the equity and equity-related securities of portfolio companies. The equity and equity-related interests we receive may not appreciate in value and may in fact decline in value. Accordingly, we may not be able to realize gains from our equity and equity-related interests, and any gains that we do realize on the disposition of any equity and equity-related interests may not be sufficient to offset any other losses we experience.

In addition, we have invested in and may in the future invest in or obtain significant exposure to “covenant-lite” loans. We use the term “covenant-lite” loans to refer generally to loans that do not have a complete set of financial maintenance covenants. Generally, covenant-lite loans provide borrower companies more freedom to negatively impact lenders because their covenants are incurrence-based, which means they are only tested and can only be breached following an affirmative action of the borrower, rather than by a deterioration in the borrower’s financial condition. Accordingly, because we invest in and have exposure to covenant-lite loans, we may have fewer rights against a borrower and may have a greater risk of loss on such investments as compared to investments in or exposure to loans with financial maintenance covenants.

We may be subject to risks associated with our investments in covenant-lite loans.

We have invested in and may in the future invest in or obtain significant exposure to covenant-lite loans, which means the obligations contain fewer maintenance covenants than other obligations, or no maintenance covenants, and may not include terms that allow the lender to monitor the financial performance of the borrower, including financial ratios, and declare a default if certain financial criteria are breached. While these loans may still contain other collateral protections, a covenant-lite loan may carry more risk than a covenant-heavy loan made by the same borrower as it does not require the borrower to provide affirmation that certain specific financial tests have been satisfied on a routine basis as is generally required under a covenant-heavy loan agreement. Generally, covenant-lite loans provide borrowers more freedom to negatively impact lenders because their covenants, if any, tend to be incurrence-based, which means they are only tested and can only be breached following an affirmative action of the borrower, rather than by a deterioration in the borrower’s financial condition. Our investment in or exposure to a covenant-lite loan may potentially hinder our ability to reprice credit risk associated with the issuer and reduce our ability to restructure a problematic loan and mitigate potential loss. As a result, our exposure to losses may be increased, which could result in an adverse impact on our revenues, net income and net asset value.

Second priority liens on collateral securing loans that we make to our portfolio companies may be subject to control by senior creditors with first priority liens. If there is a default, the value of the collateral may not be sufficient to repay in full both the first priority creditors and us.

Certain loans that we make are secured by a second priority security interest in the same collateral pledged by a portfolio company to secure senior debt owed by the portfolio company to commercial banks or other traditional lenders. Often the senior lender has procured covenants from the portfolio company prohibiting the incurrence of additional secured debt without the senior lender’s consent. Prior to and as a condition of permitting the portfolio company to borrow money from us secured by the same collateral pledged to the senior lender, the senior lender will require assurances that it will control the disposition of any collateral in the event of bankruptcy or other default. In many such

cases, the senior lender will require us to enter into an intercreditor agreement prior to permitting the portfolio company to borrow from us. Typically the intercreditor agreements we will be requested to execute will expressly subordinate our debt instruments to those held by the senior lender and further provide that the senior lender shall control: (1) the commencement of foreclosure or other proceedings to liquidate and collect on the collateral; (2) the nature, timing, and conduct of foreclosure or other collection proceedings; (3) the amendment of any collateral document; (4) the release of the security interests in respect of any collateral; and (5) the waiver of defaults under any security agreement. Because of the control we may cede to senior lenders under intercreditor agreements we may enter, we may be unable to realize the proceeds of any collateral securing some of our loans.

If the assets securing the loans that we make decrease in value, then we may lack sufficient collateral to cover losses.

There is a risk that the collateral securing our secured loans may decrease in value over time, may be difficult to sell in a timely manner, may be difficult to appraise, may be liquidated at a price lower than what we consider to be fair value and may fluctuate in value based upon the success of the business and market conditions, including as a result of the inability of a borrower to raise additional capital, which could materially and adversely affect our ability to recover our investment.

In addition, a substantial portion of the assets securing our investment may be in the form of intellectual property, inventory and equipment and, to a lesser extent, cash and accounts receivable. Intellectual property, if any, that is securing our loan could lose value if, among other things, the borrower's rights to the intellectual property are challenged or if the borrower's license to the intellectual property is revoked or expires. Inventory may not be adequate to secure our loan if our valuation of the inventory at the time that we made the loan was not accurate or if there is a reduction in the demand for the inventory.

Similarly, any equipment securing our loan may not provide us with the anticipated security if there are changes in technology or advances in new equipment that render the particular equipment obsolete or of limited value, or if the borrower fails to adequately maintain or repair the equipment. The residual value of the equipment at the time we would take possession may not be sufficient to satisfy the outstanding debt and we could experience a loss on the disposition of the equipment. Any one or more of the preceding factors could materially impair our ability to recover our investment in a foreclosure.

Our portfolio companies may incur debt that ranks equally with, or senior to, our investments in such companies.

Although our investments are primarily secured, some investments may be unsecured and subordinated to substantive amounts of senior indebtedness. The portfolio companies in which we invest usually have, or may be permitted to incur, other debt that ranks equally with, or senior to, the debt securities in which we invest. By their terms, such debt instruments may provide that the holders are entitled to receive payment of interest or principal on or before the dates on which we are entitled to receive payments in respect of the debt securities in which we invest. Also, in the event of insolvency, liquidation, dissolution, reorganization or bankruptcy of a portfolio company, holders of debt instruments ranking senior to our investment in that portfolio company would typically be entitled to receive payment in full before we receive any distribution in respect of our investment. After repaying senior creditors, the portfolio company may not have any remaining assets to use for repaying its obligation to us. In the case of debt ranking equally with debt securities in which we invest, we would have to share any distributions on an equal and ratable basis with other creditors holding such debt in the event of an insolvency, liquidation, dissolution, reorganization or bankruptcy of the relevant portfolio company.

Additionally, certain loans that we make to portfolio companies may be secured on a second-priority basis by the same collateral securing senior secured debt of such companies. The first-priority liens on the collateral will secure the portfolio company's obligations under any outstanding senior debt and may secure certain other future debt that may be permitted to be incurred by the portfolio company under the agreements governing the loans. The holders of obligations secured by first-priority liens on the collateral will generally control the liquidation of, and be entitled to receive proceeds from, any realization of the collateral to repay their obligations in full before us. In addition, the value of the collateral in the event of liquidation will depend on market and economic conditions, the availability of buyers and other factors. There can be no assurance that the proceeds, if any, from sales of all of the collateral

would be sufficient to satisfy the loan obligations secured by the second-priority liens after payment in full of all obligations secured by the first-priority liens on the collateral. If such proceeds were not sufficient to repay amounts outstanding under the loan obligations secured by the second-priority liens, then, to the extent not repaid from the proceeds of the sale of the collateral, we will only have an unsecured claim against the portfolio company's remaining assets, if any.

The rights we may have with respect to the collateral securing the loans we make to our portfolio companies with senior debt outstanding may also be limited pursuant to the terms of one or more intercreditor agreements that we enter into with the holders of such senior debt, including in unitranche transactions. Under a typical intercreditor agreement, at any time that obligations that have the benefit of the first-priority liens are outstanding, any of the following actions that may be taken in respect of the collateral will be at the direction of the holders of the obligations secured by the first-priority liens:

- the ability to cause the commencement of enforcement proceedings against the collateral;
- the ability to control the conduct of such proceedings;
- the approval of amendments to collateral documents;
- releases of liens on the collateral; and
- waivers of past defaults under collateral documents.

We may not have the ability to control or direct such actions, even if our rights are adversely affected. In addition, a bankruptcy court may choose not to enforce an intercreditor agreement or other agreement with creditors.

We may also make unsecured loans to portfolio companies, meaning that such loans will not benefit from any interest in collateral of such companies. Liens on such portfolio companies' collateral, if any, will secure the portfolio company's obligations under its outstanding secured debt and may secure certain future debt that is permitted to be incurred by the portfolio company under its secured loan agreements. The holders of obligations secured by such liens will generally control the liquidation of, and be entitled to receive proceeds from, any realization of such collateral to repay their obligations in full before us. In addition, the value of such collateral in the event of liquidation will depend on market and economic conditions, the availability of buyers and other factors. There can be no assurance that the proceeds, if any, from sales of such collateral would be sufficient to satisfy our unsecured loan obligations after payment in full of all secured loan obligations. If such proceeds were not sufficient to repay the outstanding secured loan obligations, then our unsecured claims would rank equally with the unpaid portion of such secured creditors' claims against the portfolio company's remaining assets, if any.

We may also make subordinated investments that rank below other obligations of the obligor in right of payment. Subordinated investments are generally more volatile than secured loans and are subject to greater risk of default than senior obligations as a result of adverse changes in the financial condition of the obligor or in general economic conditions. If we make a subordinated investment in a portfolio company, the portfolio company may be highly leveraged, and its relatively high loan-to-value ratio may create increased risks that its operations might not generate sufficient cash flow to service all of its debt obligations.

Our portfolio may be exposed in part to one or more specific industries, which may subject us to a risk of significant loss in a particular investment or investments if there is a downturn in that particular industry.

Our portfolio may be exposed in part to one or more specific industries. A downturn in any particular industry in which we are invested could significantly impact the aggregate returns we realize. If an industry in which we have significant investments suffers from adverse business or economic conditions, as these industries have to varying degrees, a material portion of our investment portfolio could be affected adversely, which, in turn, could adversely affect our financial position and results of operations.

For example, as of December 31, 2021, our largest industry concentrations of our total investments at fair value were in the manufacturing industry, which represented approximately 25.4%; technology-related companies in the

professional, scientific and technical services industry, which represented approximately 18.5%; and the information technology industry, which represented approximately 12.3%. Therefore, we are susceptible to the economic circumstances and market conditions in these industries, and a downturn in one or more of these industries could have a material adverse effect on our results of operations and financial condition.

Our investments in the manufacturing industry generally are subject to various risks, including safety or product liability issues, costs of raw materials and energy, including crude oil, interruptions to the manufacturing process, supply chain disruptions, and competition in global markets. Companies in this industry are also subject to extensive federal, state, local and foreign environmental, health and safety laws and regulations concerning, among other things, emissions in the air, discharges to land and water and the generation, handling, treatment and disposal of hazardous waste and other materials. In addition, future regulatory or other developments could also restrict or eliminate the use of, or require manufacturing companies to make modifications to, their products, packaging, manufacturing processes and technology, which could have a significant adverse impact on their financial condition, results of operations and cash flows.

Our investments in technology-related companies in the professional, scientific and technical services industry generally are subject to various risks, including volatility, intense competition, shortened product life cycles, changes in regulatory and governmental programs and periodic economic downturns. Many of these technology-related companies have narrow product lines and small market shares, which tend to render them more vulnerable to competitors' actions and market conditions, as well as to general economic downturns and changes in regulatory and governmental programs. In addition, the revenues, income (or losses), and valuations of technology-related companies can and often do fluctuate suddenly and dramatically. As a result, these types of portfolio companies may face considerably more risk of loss than do companies in other industry sectors.

Our investments in the information technology industry generally are subject to various risks, including extensive government regulation, litigation risk and certain other risks particular to this industry. The information technology industry is heavily dependent on continued capital investments users of the technology. Additional risks include rapid and sometimes dramatic price erosion of products, the reliance on capital and debt markets to finance large capital outlays, including fabrication facilities, the reliance on partners outside of the United States, particularly in Asia, and inherent cyclicality of the information technology market in general. As a result of multiple factors, access to capital may be difficult or impossible for companies in our portfolio that are pursuing these markets.

We may invest in technology-related companies that do not have venture capital or private equity firms as equity investors, and these companies may entail a higher risk of loss than do companies with institutional equity investors, which could increase the risk of loss of our investment.

Our portfolio companies may require substantial additional equity financing to satisfy their continuing working capital and other cash requirements and, in most instances, to service the interest and principal payments on our investment. Portfolio companies that do not have venture capital or private equity investors may be unable to raise any additional capital to satisfy their obligations or to raise sufficient additional capital to reach the next stage of development. Portfolio companies that do not have venture capital or private equity investors may be less financially sophisticated and may not have access to independent members to serve on their boards, which means that they may be less successful than portfolio companies sponsored by venture capital or private equity firms. Accordingly, financing these types of companies may entail a higher risk of loss than would financing companies that are sponsored by venture capital or private equity firms.

Our relationship with certain portfolio companies may expose us to our portfolio companies' trade secrets and confidential information which may require us to be parties to non-disclosure agreements and restrict us from engaging in certain transactions.

Our relationship with some of our portfolio companies may expose us to our portfolio companies' trade secrets and confidential information (including transactional data and personal data about their employees and clients) which may require us to be parties to non-disclosure agreements and restrict us from engaging in certain transactions. Unauthorized access or disclosure of such information may occur, resulting in theft, loss or other misappropriation. Any theft, loss, improper use, such as insider trading or other misappropriation of confidential information could have a material adverse

impact on our competitive positions, our relationship with our portfolio companies and our reputation and could subject us to regulatory inquiries, enforcement and fines, civil litigation (which may cause us to incur significant expense or expose us to losses) and possible financial liability or costs.

Our investments in portfolio companies may expose us to environmental risks.

We may invest in portfolio companies that are subject to changing and increasingly stringent environmental and health and safety laws, regulations and permit requirements and environmental costs that could place increasing financial burdens on such portfolio entities. Required expenditures for environmental compliance may adversely impact investment returns on portfolio companies. The imposition of new environmental and other laws, regulations and initiatives could adversely affect the business operations and financial stability of such portfolio companies.

There can be no guarantee that all costs and risks regarding compliance with environmental laws and regulations can be identified. New and more stringent environmental and health and safety laws, regulations and permit requirements or stricter interpretations of current laws or regulations could impose substantial additional costs on our portfolio companies. Compliance with such current or future environmental requirements does not ensure that the operations of the portfolio companies will not cause injury to the environment or to people under all circumstances or that the portfolio companies will not be required to incur additional unforeseen environmental expenditures. Moreover, failure to comply with any such requirements could have a material adverse effect on a portfolio company, and we can offer no assurance that any such portfolio companies will at all times comply with all applicable environmental laws, regulations and permit requirements.

The majority of our portfolio companies will need multiple rounds of additional financing to repay their debts to us and continue operations. Our portfolio companies may not be able to raise additional financing, which could harm our investment returns.

The majority of our portfolio companies will often require substantial additional equity financing to satisfy their continuing working capital and other cash requirements and, in most instances, to service the interest and principal payments on our investment. Each round of venture financing is typically intended to provide a company with only enough capital to reach the next stage of development. We cannot predict the circumstances or market conditions under which our portfolio companies will seek additional capital. It is possible that one or more of our portfolio companies will not be able to raise additional financing or may be able to do so only at a price or on terms unfavorable to us, either of which would negatively impact our investment returns. Some of these companies may be unable to obtain sufficient financing from private investors, public capital markets or traditional lenders. This may have a significant impact if the companies are unable to obtain certain federal, state or foreign agency approval for their products or the marketing thereof, of if regulatory review processes extend longer than anticipated, and the companies need continued funding for their operations during these times. Accordingly, financing these types of companies may entail a higher risk of loss than would financing companies that are able to utilize traditional credit sources.

If our portfolio companies are unable to commercialize their technologies, products, business concepts or services, the returns on our investments could be adversely affected.

The value of our investments in our portfolio companies may decline if they are not able to commercialize their technology, products, business concepts or services. Additionally, although some of our portfolio companies may already have a commercially successful product or product line at the time of our investment, information technology, e-commerce, life science, and energy technology-related products and services often have a more limited market or life span than products in other industries. Thus, the ultimate success of these companies often depends on their ability to continually innovate in increasingly competitive markets. If they are unable to do so, our investment returns could be adversely affected and their ability to service their debt obligations to us over the term of the loan could be impaired. Our portfolio companies may be unable to acquire or develop any new products successfully, and the intellectual property they currently hold may not remain viable. Even if our portfolio companies are able to develop commercially viable products, the market for new products and services is highly competitive and rapidly changing. Neither our portfolio companies nor we will have any control over the pace of technology development. Commercial success is difficult to predict, and the marketing efforts of our portfolio companies may not be successful.

If our portfolio companies are unable to protect their intellectual property rights, our business and prospects could be harmed, and if portfolio companies are required to devote significant resources to protecting their intellectual property rights, the value of our investment could be reduced.

Our future success and competitive position will depend in part upon the ability of our portfolio companies to obtain, maintain and protect proprietary technology used in their products and services. Our portfolio companies will rely, in part, on patent, trade secret, and trademark law to protect that technology, but competitors may misappropriate their intellectual property, and disputes as to ownership of intellectual property may arise. Portfolio companies may, from time to time, be required to institute litigation to enforce their patents, copyrights, or other intellectual property rights; protect their trade secrets; determine the validity and scope of the proprietary rights of others; or defend against claims of infringement. Such litigation could result in substantial costs and diversion of resources. Similarly, if a portfolio company is found to infringe or misappropriate a third-party's patent or other proprietary rights, it could be required to pay damages to the third-party, alter its products or processes, obtain a license from the third-party, and/or cease activities utilizing the proprietary rights, including making or selling products utilizing the proprietary rights. Any of the foregoing events could negatively affect both the portfolio company's ability to service our debt investment and the value of any related debt and equity securities that we own, as well as any collateral securing our investment.

The lack of liquidity in our investments may adversely affect our business.

All or a substantial portion of our assets may be invested in illiquid securities, and a substantial portion of our investments in leveraged companies will be subject to legal and other restrictions on resale or will otherwise be less liquid than more broadly traded public securities. The illiquidity of these investments may make it difficult for us to sell such investments when desired. In addition, if we are required to liquidate all or a portion of our portfolio quickly, we may realize significantly less than the value at which we have previously recorded these investments. As a result, we do not expect to achieve liquidity in our investments in the near-term. However, to pay distributions to our stockholders and to maintain the election to be regulated as a BDC and qualify as a RIC, we may have to dispose of investments if we do not satisfy one or more of the applicable criteria under the respective regulatory frameworks. We may also face other restrictions on our ability to liquidate an investment in a portfolio company to the extent that we have material nonpublic information regarding such portfolio company or we become subject to trading restrictions under the internal trading policies of those companies as a result of applicable law or regulations.

Price declines and illiquidity in the corporate debt markets may adversely affect the fair value of our portfolio investments, reducing our net asset value through increased net unrealized depreciation.

As a BDC, we are required to carry our investments at market value or, if no market value is ascertainable, at fair value as determined in good faith by the Board. When an external event such as a purchase transaction, public offering or subsequent equity sale occurs, we use the pricing indicated by the external event to corroborate our valuation. We record decreases in the market values or fair values of our investments as unrealized depreciation. Declines in prices and liquidity in the corporate debt markets may result in significant net unrealized depreciation in our portfolio. The effect of all of these factors on our portfolio may reduce our net asset value by increasing net unrealized depreciation in our portfolio. Depending on market conditions, we could incur substantial realized losses and may suffer additional unrealized losses in future periods, which could have a material adverse effect on our business, financial condition and results of operations.

Our portfolio companies may prepay loans, which prepayment may reduce stated yields if capital returned cannot be invested in transactions with equal or greater expected yields.

The loans that will underlie our portfolio may be callable at any time, and many of them can be repaid with no premium to par. It is not clear at this time when or if any loan might be called. Whether a loan is called will depend both on the continued positive performance of the portfolio company and the existence of favorable financing market conditions that allow such company the ability to replace existing financing with less expensive capital. As market conditions change frequently, it is unknown when, and if, this may be possible for each portfolio company. Risks associated with owning loans include the fact that prepayments may occur at any time, sometimes without premium or penalty, and that the exercise of prepayment rights during periods of declining spreads could cause us to reinvest

prepayment proceeds in lower-yielding instruments. In the case of some of these loans, having the loan called early may reduce our achievable yield if the capital returned cannot be invested in transactions with equal or greater expected yields, especially during periods of declining interest rates in the broader market, such in current market conditions.

To the extent original issue discount and payment-in-kind interest constitute a portion of our income, we will be exposed to typical risks associated with such income being required to be included in taxable and accounting income prior to receipt of cash representing such income.

Our investments may include original issue discount, or OID. To the extent original issue discount constitutes a portion of our income, we are exposed to typical risks associated with such income being required to be included in taxable and accounting income prior to receipt of cash, including the following:

- We must include in income each year a portion of the OID that accrues over the life of the obligation, regardless of whether cash representing such income is received by us in the same taxable year. Because any OID or other amounts accrued will be included in investment company taxable income for the year of the accrual, we may be required to make a distribution to our stockholders in order to satisfy our annual distribution requirements, even though we will not have received any corresponding cash amount. As a result, we may have to sell some of our investments at times or at prices that would not be advantageous to us, raise additional debt or equity capital or forgo new investment opportunities.
- The higher yield of OID instruments reflect the payment deferral and credit risk associated with these instruments.
- Even if the accounting conditions for income accrual are met, the borrower could still default when our actual collection is supposed to occur at the maturity of the obligation.
- OID instruments may have unreliable valuations because their continuing accruals require continuing judgments about the collectability of the deferred payments and the value of the collateral.
- OID instruments generally represent a significantly higher credit risk than coupon loans.
- OID income received by us may create uncertainty about the source of our cash distributions to stockholders. For accounting purposes, any cash distributions to stockholders representing OID or market discount income are not treated as coming from paid-in capital, even though the cash to pay them comes from the offering proceeds. Thus, although a distribution of OID or market discount interest comes from the cash invested by the stockholders, Section 19(a) of the 1940 Act does not require that stockholders be given notice of this fact by reporting it as a return of capital.

Our failure to make follow-on investments in our portfolio companies could impair the value of our portfolio.

Following an initial investment in a portfolio company, we may make additional investments in that portfolio company as “follow-on” investments in order to attempt to preserve or enhance the value of our initial investment. We have discretion to make follow-on investments, subject to the availability of capital resources and the provisions of the 1940 Act. Failure on our part to make follow-on investments may, in some circumstances, jeopardize the continued viability of a portfolio company and our initial investment, or may result in a missed opportunity for us to increase our participation in a successful operation. Even if we have sufficient capital to make a desired follow-on investment, we may elect not to make a follow-on investment because we may not want to increase our level of risk, because we prefer other opportunities or because we are inhibited by compliance with BDC requirements or the desire to maintain our RIC status.

Because we will not hold controlling equity interests in the majority of our portfolio companies, we may not be able to exercise control over our portfolio companies or prevent decisions by management of our portfolio companies, which could decrease the value of our investments.

We do not expect to hold controlling equity positions in the majority of our portfolio companies. Our debt investments may provide limited control features such as restrictions on the ability of a portfolio company to assume additional debt or to use the proceeds of our investment for other than certain specified purposes. “Control” under the 1940 Act is presumed at more than 25% equity ownership and may also be present at lower ownership levels where we provide managerial assistance. When we do not acquire a controlling equity position in a portfolio company, we may be subject to the risk that a portfolio company may make business decisions with which we disagree, and that the management and/or stockholders of a portfolio company may take risks or otherwise act in ways that are adverse to our interests. Due to the lack of liquidity of the debt and equity and equity-related investments that we typically hold in our portfolio companies, we may not be able to dispose of our investments in the event we disagree with the actions of a portfolio company and may therefore suffer a decrease in the value of our investments.

Loans may become nonperforming for a variety of reasons.

A loan or debt obligation may become non-performing for a variety of reasons. Such non-performing loans may require substantial workout negotiations or restructuring that may entail, among other things, a substantial reduction in the interest rate, a substantial write-down of the principal amount of the loan and/or the deferral of payments. In addition, such negotiations or restructuring may be quite extensive and protracted over time, and therefore may result in substantial uncertainty with respect to the ultimate recovery. We may also incur additional expenses to the extent that it is required to seek recovery upon a default on a loan or participate in the restructuring of such obligation. The liquidity for defaulted loans may be limited, and to the extent that defaulted loans are sold, it is highly unlikely that the proceeds from such sale will be equal to the amount of unpaid principal and interest thereon. In connection with any such defaults, workouts or restructuring, although we exercise voting rights with respect to an individual loan, we may not be able to exercise votes in respect of a sufficient percentage of voting rights with respect to such loan to determine the outcome of such vote.

Defaults by our portfolio companies will harm our operating results.

A portfolio company’s failure to satisfy financial or operating covenants imposed by us or other lenders could lead to defaults and, potentially, termination of its loans and foreclosure on its assets. This could trigger cross-defaults under other agreements and jeopardize such portfolio company’s ability to meet its obligations under the debt or equity securities that we hold. We may incur expenses to the extent necessary to seek recovery upon default or to negotiate new terms, which may include the waiver of certain financial covenants, with a defaulting portfolio company. In addition, we have invested in and may in the future invest in or obtain significant exposure to “covenant-lite” loans. We use the term “covenant-lite” loans to refer generally to loans that do not have a complete set of financial maintenance covenants. Generally, covenant-lite loans provide borrower companies more freedom to negatively impact lenders because their covenants are incurrence-based, which means they are only tested and can only be breached following an affirmative action of the borrower, rather than by a deterioration in the borrower’s financial condition. Accordingly, because we invest in and have exposure to covenant-lite loans, we may have fewer rights against a borrower and may have a greater risk of loss on such investments as compared to investments in or exposure to loans with financial maintenance covenants.

Further, many of our investments will likely have a principal amount outstanding at maturity, which could result in a substantial loss to us if the borrower is unable to refinance or repay.

Inflation may adversely affect the business, results of operations and financial condition of our portfolio companies.

Certain of our portfolio companies may be impacted by inflation. If such portfolio companies are unable to pass any increases in their costs along to their customers, it could adversely affect their results and impact their ability to pay interest and principal on our loans. In addition, any projected future decreases in our portfolio companies’ operating

results due to inflation could adversely impact the fair value of those investments. Any decreases in the fair value of our investments could result in future unrealized losses and therefore reduce our net assets resulting from operations.

The disposition of our investments may result in contingent liabilities.

A significant portion of our investments may involve private securities. In connection with the disposition of an investment in private securities, we may be required to make representations about the business and financial affairs of the portfolio company typical of those made in connection with the sale of a business. We may also be required to indemnify the purchasers of such investment to the extent that any such representations turn out to be inaccurate or with respect to potential liabilities. These arrangements may result in contingent liabilities that ultimately result in funding obligations that we must satisfy through our return of distributions previously made to us.

We may not realize gains from our equity and equity-related investments.

We may in the future make investments that include warrants or other equity or equity-related securities. In addition, we may from time to time make non-control, equity co-investments in companies in conjunction with private equity sponsors. Our goal is ultimately to realize gains upon our disposition of such equity and equity-related interests. However, the equity and equity-related interests we receive may not appreciate in value and, in fact, may decline in value. Accordingly, we may not be able to realize gains from our equity and equity-related interests, and any gains that we do realize on the disposition of any equity and equity-related interests may not be sufficient to offset any other losses we experience. We also may be unable to realize any value if a portfolio company does not have a liquidity event, such as a sale of the business, recapitalization or public offering, which would allow us to sell the underlying equity interests. We often seek puts or similar rights to give us the right to sell our equity and equity-related securities back to the portfolio company issuer. We may be unable to exercise these put rights for the consideration provided in our investment documents if the issuer is in financial distress.

We may be subject to additional risks if we engage in hedging transactions and/or invest in foreign securities.

The 1940 Act generally requires that 70% of our investments be in issuers each of whom, in addition to other requirements, is organized under the laws of, and has its principal place of business in, any state of the United States, the District of Columbia, Puerto Rico, the Virgin Islands or any other possession of the United States. Our investment strategy does not contemplate a significant number of investments in securities of non-U.S. companies. We expect that these investments would focus on the same investments that we make in U.S. growth stage companies and, accordingly, would be complementary to our overall strategy and enhance the diversity of our holdings.

Investing in foreign companies may expose us to additional risks not typically associated with investing in U.S. companies. These risks include changes in exchange control regulations, political and social instability, expropriation, imposition of foreign taxes (potentially at confiscatory levels), less liquid markets, less available information than is generally the case in the U.S., higher transaction costs, less government supervision of exchanges, brokers and issuers, less developed bankruptcy laws, difficulty in enforcing contractual obligations, lack of uniform accounting and auditing standards and greater price volatility.

Although we expect that all or substantially all of our investments will be U.S. dollar denominated, any investments denominated in a foreign currency will be subject to the risk that the value of a particular currency will change in relation to one or more other currencies. Among the factors that may affect currency values are trade balances, the level of short-term interest rates, differences in relative values of similar assets in different currencies, long-term opportunities for investment and capital appreciation and political developments. As discussed below, we may employ hedging techniques to minimize these risks, but we cannot assure you that such strategies will be effective or without risk to us.

To the extent that these investments are denominated in a foreign currency, we may engage in hedging transactions. Engaging in either hedging transactions or investing in foreign securities would entail additional risks to our stockholders. We may, for example, use instruments such as interest rate swaps, caps, collars and floors, forward contracts or currency options or borrow under a credit facility in foreign currencies to minimize our foreign currency

exposure. In each such case, we generally would seek to hedge against fluctuations of the relative values of our portfolio positions from changes in market interest rates or currency exchange rates. Hedging against a decline in the values of our portfolio positions would not eliminate the possibility of fluctuations in the values of such positions or prevent losses if the values of the positions declined. However, such hedging could establish other positions designed to gain from those same developments, thereby offsetting the decline in the value of such portfolio positions. Such hedging transactions could also limit the opportunity for gain if the values of the underlying portfolio positions increased. Moreover, it might not be possible to hedge against an exchange rate or interest rate fluctuation that was so generally anticipated that we would not be able to enter into a hedging transaction at an acceptable price.

While we may enter into such transactions to seek to reduce currency exchange rate and interest rate risks, unanticipated changes in currency exchange rates or interest rates could result in poorer overall investment performance than if we had not engaged in any such hedging transactions. In addition, the degree of correlation between price movements of the instruments used in a hedging strategy and price movements in the portfolio positions being hedged could vary. Moreover, for a variety of reasons, we might not seek to establish a perfect correlation between the hedging instruments and the portfolio holdings being hedged. Any such imperfect correlation could prevent us from achieving the intended hedge and expose us to risk of loss. In addition, it might not be possible to hedge fully or perfectly against currency fluctuations affecting the value of securities denominated in non-U.S. currencies because the value of those securities would likely fluctuate as a result of factors not related to currency fluctuations.

The market structure applicable to derivatives imposed by the Dodd-Frank Act, the U.S. Commodity Futures Trading Commission (“CFTC”) and the SEC may affect our ability to use over-the-counter (“OTC”) derivatives for hedging purposes.

The Dodd-Frank Act and the CFTC enacted and the SEC has issued rules to implement, both broad new regulatory requirements and broad new structural requirements applicable to OTC derivatives markets and, to a lesser extent, listed commodity futures (and futures options) markets. Similar changes are in the process of being implemented in other major financial markets.

The CFTC and the SEC have issued final rules establishing that certain swap transactions are subject to CFTC regulation. Engaging in such swap or other commodity interest transactions such as futures contracts or options on futures contracts may cause us to fall within the definition of “commodity pool” under the Commodity Exchange Act and related CFTC regulations. We have claimed relief from CFTC registration and regulation as a commodity pool operator with respect to our operations, with the result that we are limited in our ability to use futures contracts or options on futures contracts or engage in swap transactions. Specifically, we are subject to strict limitations on using such derivatives other than for hedging purposes, whereby the use of derivatives not used solely for hedging purposes is generally limited to situations where (i) the aggregate initial margin and premiums required to establish such positions does not exceed five percent of the liquidation value of our portfolio, after taking into account unrealized profits and unrealized losses on any such contracts we have entered into; or (ii) the aggregate net notional value of such derivatives does not exceed 100% of the liquidation value of our portfolio.

The Dodd-Frank Act also imposed requirements relating to real-time public and regulatory reporting of OTC derivative transactions, enhanced documentation requirements, position limits on an expanded array of derivatives, and recordkeeping requirements. Taken as a whole, these changes could significantly increase the cost of using uncleared OTC derivatives to hedge risks, including interest rate and foreign exchange risk; reduce the level of exposure we are able to obtain for risk management purposes through OTC derivatives (including as the result of the CFTC imposing position limits on additional products); reduce the amounts available to us to make non-derivatives investments; impair liquidity in certain OTC derivatives; and adversely affect the quality of execution pricing obtained by us, all of which could adversely impact our investment returns.

Our ability to enter into transactions involving derivatives and financial commitment transactions may be limited.

In November 2020, the SEC adopted a rulemaking regarding the ability of a BDC (or a registered investment company) to use derivatives and other transactions that create future payment or delivery obligations. Under the newly

adopted rules, BDCs that use derivatives will be subject to a value-at-risk (“VaR”) leverage limit, certain other derivatives risk management program and testing requirements and requirements related to board reporting. These new requirements will apply unless the BDC qualifies as a “limited derivatives user,” under the adopted rules. Under the new rule, a BDC may enter into an unfunded commitment agreement that is not a derivatives transaction, such as an agreement to provide financing to a portfolio company, if the BDC has, among other things, a reasonable belief, at the time it enters into such an agreement, that it will have sufficient cash and cash equivalents to meet its obligations with respect to all of its unfunded commitment agreements, in each case as it becomes due. Collectively, these proposed requirements may limit our ability to use derivatives and/or enter into certain other financial contracts.

Risks Related to an Investment in Our Common Stock

Investing in our common stock may involve an above-average degree of risk.

The investments we make in accordance with our investment objective may result in a higher amount of risk than alternative investment options and a higher risk of volatility or loss of principal. Our investments in portfolio companies may be highly speculative and aggressive and, therefore, an investment in our common stock may not be suitable for someone with lower risk tolerance.

We may not be able to pay distributions, our distributions may not grow over time and/or a portion of our distributions may be a return of capital.

We intend to pay distributions to our stockholders out of assets legally available for distribution. We cannot assure you that we will achieve investment results that will allow us to sustain a specified level of cash distributions or make periodic increases in cash distributions. Our ability to pay distributions might be adversely affected by, among other things, the impact of one or more of the risk factors described herein. If we declare a dividend, and if enough stockholders opt to receive cash distributions rather than participate in our distribution reinvestment plan, we may be forced to sell some of our investments in order to make cash dividend payments. In addition, the inability to satisfy the asset coverage test applicable to us as a BDC could limit our ability to pay distributions. All distributions will be paid at the discretion of the Board and will depend on our earnings, our financial condition, maintenance of our RIC status, compliance with applicable BDC regulations and such other factors as the Board may deem relevant from time to time. We cannot assure you that we will pay distributions to our stockholders.

When we make distributions, we will be required to determine the extent to which such distributions are paid out of current or accumulated earnings and profits. Distributions in excess of current and accumulated earnings and profits will be treated as a non-taxable return of capital to the extent of an investor’s basis in our stock and, assuming that an investor holds our stock as a capital asset, thereafter as a capital gain.

Provisions of the Maryland General Corporation Law (the “MGCL”) and our Charter and Bylaws could deter takeover attempts and have an adverse effect on the price of our common stock.

The MGCL and our Charter and Bylaws contain provisions that may discourage, delay or make more difficult a change in control of us or the removal of our directors. We are subject to the Maryland Business Combination Act, subject to any applicable requirements of the 1940 Act. The Board has adopted a resolution exempting from the Maryland Business Combination Act any business combination between us and any other person, subject to prior approval of such business combination by the Board, including approval by a majority of our independent directors. If the resolution exempting business combinations is repealed or the Board does not approve a business combination, the Maryland Business Combination Act may discourage third parties from trying to acquire control of us and increase the difficulty of consummating such an offer. In addition, we may amend our Bylaws to be subject to the Maryland Control Share Acquisition Act, but only if the Board determines that it would be in our best interests, including in light of the Board’s fiduciary obligations, applicable federal and state laws, and the particular facts and circumstances surrounding the Board’s decision. If such conditions are met, and we amend our Bylaws to repeal the exemption from the Maryland Control Share Acquisition Act, the Maryland Control Share Acquisition Act also may make it more difficult for a third party to obtain control of us and increase the difficulty of consummating such a transaction.

We have adopted certain measures that may make it difficult for a third-party to obtain control of us, including provisions of our Charter classifying the Board in three staggered terms and authorizing the Board to classify or reclassify shares of our capital stock in one or more classes or series and to cause the issuance of additional shares of our stock. These provisions, as well as other provisions of our Charter and Bylaws, may delay, defer or prevent a transaction or a change in control that might otherwise be in the best interests of our stockholders.

Our Bylaws include an exclusive forum selection provision, which could limit our stockholders' ability to obtain a favorable judicial forum for disputes with us or our directors, officers or other agents.

Our Bylaws require that, unless we consent in writing to the selection of an alternative forum, the Circuit Court for Baltimore City (or, if that court does not have jurisdiction, the United States District Court for the District of Maryland, Northern Division) shall be the sole and exclusive forum for (i) any derivative action or proceeding brought on behalf of the Company (ii) any action asserting a claim of breach of any standard of conduct or legal duty owed by any of the Company's director, officer or other agent to the Company or to its stockholders, (iii) any action asserting a claim arising pursuant to any provision of the MGCL or the Charter or the Bylaws (as either may be amended from time to time), or (iv) any action asserting a claim governed by the internal affairs doctrine.

This exclusive forum selection provision in our Bylaws will not apply to claims arising under the federal securities laws, including the Securities Act and the Exchange Act. There is uncertainty as to whether a court would enforce such a provision, and investors cannot waive compliance with the federal securities laws and the rules and regulations thereunder. In addition, this provision may increase costs for stockholders in bringing a claim against us or our directors, officers or other agents. Any investor purchasing or otherwise acquiring our shares is deemed to have notice of and consented to the foregoing provision.

The exclusive forum selection provision in our Bylaws may limit our stockholders' ability to obtain a favorable judicial forum for disputes with us or our directors, officers or other agents, which may discourage lawsuits against us and such persons. It is also possible that, notwithstanding such exclusive forum selection provision, a court could rule that such provision is inapplicable or unenforceable. If this occurred, we may incur additional costs associated with resolving such action in another forum, which could materially adversely affect our business, financial condition and results of operations.

We cannot assure you that a market for our common stock will develop or, if one develops, that the market will continue, which would adversely affect the liquidity and price of our common stock.

Our common stock began trading on the Nasdaq Global Select Market under the symbol "TRIN" on January 29, 2021. We cannot assure you that an active trading market will develop for our common stock or, if one develops, that the trading market can be sustained. In addition, we cannot predict the prices at which our common stock will trade. Shares of closed-end investment companies, including BDCs, frequently trade at a discount from their net asset value and our stock may also be discounted in the market. This characteristic of closed-end investment companies is separate and distinct from the risk that our net asset value per share of common stock may decline. We cannot predict whether our common stock will trade at, above or below net asset value. In addition, if our common stock trades below its net asset value, we will generally not be able to sell additional shares of our common stock to the public at its market price without first obtaining the approval of a majority of our stockholders (including a majority of our unaffiliated stockholders) and our independent directors for such issuance.

A stockholder's interest in us will be diluted if additional shares of our common stock are issued in the future, which could reduce the overall value of an investment in us.

Our stockholders do not have preemptive rights to purchase any shares we issue in the future. Our charter authorizes us to issue up to 200 million shares of common stock. Pursuant to our charter, a majority of our entire Board may amend our charter to increase the number of shares of common stock we may issue without stockholder approval. If we raise additional funds by issuing shares or senior securities convertible into, or exchangeable for, shares, then the percentage ownership of our stockholders at that time will decrease and they will experience dilution, including upon the exercise of such convertible securities. Depending upon the terms and pricing of any future

offerings and the value of our investments, stockholders' may also experience dilution in the book value and fair value of their shares. Stockholders will experience dilution upon the conversion of some or all of the Convertible Notes into shares, and the existence of the Convertible Notes may encourage short selling by market participants because the conversion of the Convertible Notes could depress the market price for our shares.

Under the 1940 Act, we generally are prohibited from issuing or selling our common stock at a price below net asset value per share, which may be a disadvantage as compared with certain public companies. We may, however, sell our common stock, or warrants, options, or rights to acquire our common stock, at a price below the current net asset value of our common stock if our Board and independent directors determine that such sale is in our best interests and the best interests of our stockholders, and our stockholders, including a majority of those stockholders that are not affiliated with us, approve such sale. In any such case, the price at which our securities are to be issued and sold may not be less than a price that, in the determination of our Board, closely approximates the fair value of such securities (less any distributing commission or discount).

At our 2021 Annual Meeting of Stockholders held on June 17, 2021, our stockholders voted to allow us to issue common stock at a price below net asset value per share for the period ending on the earlier of the one-year anniversary of the date of our 2021 Annual Meeting of Stockholders and the date of our 2022 Annual Meeting of Stockholders, which is expected to be held in May or June 2022. The proposal approved by our stockholders at our 2021 Annual Meeting of Stockholders did not specify a maximum discount below net asset value at which we are able to issue our common stock, although the number of shares sold in one or more offerings may not exceed 25% of our outstanding common stock as of the date of stockholder approval of this proposal.

If we were to issue or sell shares of our common stock at a price below our net asset value per share, such sales would result in an immediate dilution to our net asset value per share and pose a risk of dilution to our stockholders. In particular, stockholders who do not purchase additional shares at or below such discounted price in proportion to their current ownership will experience an immediate decrease in net asset value per share (as well as in the aggregate net asset value of their shares if they do not participate at all). These stockholders will also experience a disproportionately greater decrease in their participation in our earnings and assets and their voting power than the increase we experience in our assets, potential earning power and voting interests from such issuance or sale. In addition, such issuances or sales may adversely affect the price at which our common stock trades. Because the number of shares of common stock that could be so issued and the timing of any issuance is not currently known, the actual dilutive effect cannot be predicted.

Sales of substantial amounts of our common stock in the public market may have an adverse effect on the market price of our common stock.

Any future public resale of any shares of our common stock under the Common Stock Registration Rights Agreement and/or the Convertible Notes Registration Rights Agreement, and/or the expiration of applicable lock-up periods, subject to applicable securities laws, sales of substantial amounts of our common stock, or the perception that such sales could occur, could adversely affect the prevailing market prices for our common stock. If this occurs, it could impair our ability to raise additional capital through the sale of equity securities should we desire to do so. We cannot predict what effect, if any, future sales of securities, or the availability of securities for future sales, will have on the market price of our common stock prevailing from time to time.

The market value of our common stock may fluctuate significantly.

The market value and liquidity, if any, of the market for shares of our common stock may be significantly affected by numerous factors, some of which are beyond our control and may not be directly related to our operating performance. These factors include:

- changes in the value of our portfolio of investments and derivative instruments as a result of changes in market factors, such as interest rate shifts, and also portfolio specific performance, such as portfolio company defaults, among other reasons;
- changes in regulatory policies or tax guidelines, particularly with respect to RICs or BDCs;

- loss of RIC or BDC status;
- distributions that exceed our net investment income and net income as reported according to U.S. generally accepted accounting principles (“GAAP”);
- changes in earnings or variations in operating results;
- changes in accounting guidelines governing valuation of our investments;
- any shortfall in revenue or net income or any increase in losses from levels expected by investors;
- departure of key personnel;
- general economic trends and other external factors; and
- loss of a major funding source.

If we issue preferred stock or convertible debt securities, the net asset value of our common stock may become more volatile.

We cannot assure you that the issuance of preferred stock and/or convertible debt securities would result in a higher yield or return to the holders of our common stock. The issuance of preferred stock or convertible debt would likely cause the net asset value of our common stock to become more volatile. If the dividend rate on the preferred stock, or the interest rate on the convertible debt securities, were to approach the net rate of return on our investment portfolio, the benefit of such leverage to the holders of our common stock would be reduced. If the dividend rate on the preferred stock, or the interest rate on the convertible debt securities, were to exceed the net rate of return on our portfolio, the use of leverage would result in a lower rate of return to the holders of common stock than if we had not issued the preferred stock or convertible debt securities. Any decline in the net asset value of our investment would be borne entirely by the holders of our common stock. Therefore, if the market value of our portfolio were to decline, the leverage would result in a greater decrease in net asset value to the holders of our common stock than if we were not leveraged through the issuance of preferred stock or debt securities. This decline in net asset value would also tend to cause a greater decline in the market price, if any, for our common stock.

There is also a risk that, in the event of a sharp decline in the value of our net assets, we would be in danger of failing to maintain required asset coverage ratios, which may be required by the preferred stock or convertible debt, or our current investment income might not be sufficient to meet the dividend requirements on the preferred stock or the interest payments on the debt securities. In order to counteract such an event, we might need to liquidate investments in order to fund the redemption of some or all of the preferred stock or convertible debt. In addition, we would pay (and the holders of our common stock would bear) all costs and expenses relating to the issuance and ongoing maintenance of the preferred stock, debt securities, convertible debt, or any combination of these securities. Holders of preferred stock or convertible debt may have different interests than holders of common stock and may at times have disproportionate influence over our affairs.

Stockholders will experience dilution in their ownership percentage if they do not participate in our distribution reinvestment plan.

All distributions declared in cash payable to stockholders that are participants in our distribution reinvestment plan will generally be automatically reinvested in shares of our common stock if the investor does not elect to opt out of the plan. As a result, stockholders that opt out of our distribution reinvestment plan may experience dilution over time.

Stockholders may experience dilution in the net asset value of their shares if they do not participate in our distribution reinvestment plan and if our shares are trading at a discount to net asset value.

All distributions declared in cash payable to stockholders that are participants in our distribution reinvestment plan will generally be automatically reinvested in shares of our common stock if the investor does not elect to opt out of the plan. As a result, stockholders that opt out of our distribution reinvestment plan may experience accretion to the net asset value of their shares if our shares are trading at a premium to net asset value and dilution if our shares are trading at a discount to net asset value. The level of accretion or discount would depend on various factors, including the proportion of our stockholders who participate in the plan, the level of premium or discount at which our shares are trading and the amount of the distribution payable to stockholders.

Risks Related to the 2025 Notes, the August 2026 Notes, the December 2026 Notes and the Convertible Notes

The 2025 Notes, the August 2026 Notes, the December 2026 Notes and the Convertible Notes are unsecured and therefore are effectively subordinated to any secured indebtedness we have currently incurred or may incur in the future.

The 2025 Notes, the August 2026 Notes, the December 2026 Notes and the Convertible Notes are not secured by any of our assets or any of the assets of our subsidiaries. As a result, the 2025 Notes, the August 2026 Notes, the December 2026 Notes and the Convertible Notes are effectively subordinated, or junior, to any secured indebtedness or other obligations we or our subsidiaries have currently incurred, including under the KeyBank Credit Facility), and may incur in the future (or any indebtedness that is initially unsecured that we later secure) to the extent of the value of the assets securing such indebtedness. In any liquidation, dissolution, bankruptcy or other similar proceeding, the holders of any of our existing or future secured indebtedness and the secured indebtedness of our subsidiaries may assert rights against the assets pledged to secure that indebtedness in order to receive full payment of their indebtedness before the assets may be used to pay other creditors, including the holders of the 2025 Notes, the August 2026 Notes, the December 2026 Notes and the Convertible Notes. Secured indebtedness, including the indebtedness under the KeyBank Credit Facility, is effectively senior to the 2025 Notes, the August 2026 Notes, the December 2026 Notes and the Convertible Notes to the extent of the value of the assets securing such indebtedness.

The 2025 Notes, the August 2026 Notes and the December 2026 Notes are structurally subordinated to the indebtedness and other liabilities of our subsidiaries.

The 2025 Notes, the August 2026 Notes, the December 2026 Notes and the Convertible Notes are obligations exclusively of Trinity Capital Inc. and not of any of our subsidiaries. None of our subsidiaries are a guarantor of the 2025 Notes, the August 2026 Notes, the December 2026 Notes and the Convertible Notes, and these notes are not required to be guaranteed by any subsidiaries we may acquire or create in the future. Any assets of any of our subsidiaries will not be directly available to satisfy the claims of our creditors, including the holders of the 2025 Notes, the August 2026 Notes, the December 2026 Notes and the Convertible Notes. Except to the extent we are a creditor with recognized claims against our subsidiaries, all claims of creditors (including trade creditors) and holders of preferred stock, if any, of our subsidiaries will have priority over our equity interests in such subsidiaries (and therefore the claims of our creditors, including holders of the 2025 Notes, the August 2026 Notes, the December 2026 Notes and the Convertible Notes with respect to the assets of such subsidiaries. Even if we are recognized as a creditor of one or more of our subsidiaries, our claims would still be effectively subordinated to any security interests in the assets of any such subsidiary and to any indebtedness or other liabilities of any such subsidiary senior to our claims. Consequently, the 2025 Notes, the August 2026 Notes, the December 2026 Notes and the Convertible Notes are structurally subordinated, or junior, to the KeyBank Credit Facility and all existing and future indebtedness and other obligations (including trade payables) incurred by any of our subsidiaries, financing vehicles or similar facilities and any subsidiaries, financing vehicles or similar facilities that we may in the future acquire or establish.

The respective indentures under which the 2025 Notes, the August 2026 Notes, the December 2026 Notes and the Convertible Notes were issued contain limited protection for holders of such notes.

The respective indentures under which the 2025 Notes, the August 2026 Notes, the December 2026 Notes and the Convertible Notes were issued offer limited protection to holders of such notes. The respective terms of such indentures and the 2025 Notes, the August 2026 Notes, the December 2026 Notes and the Convertible Notes do not restrict our or any of our subsidiaries' ability to engage in, or otherwise be a party to, a variety of corporate transactions, circumstances or events that could have an adverse impact on an investment in the 2025 Notes, the August 2026 Notes, the December 2026 Notes or the Convertible Notes. In particular, the terms of such indentures and the 2025 Notes, the August 2026 Notes, the December 2026 Notes and the Convertible Notes do not place any restrictions on our or our subsidiaries' ability to:

- issue securities or otherwise incur additional indebtedness or other obligations, including (1) any indebtedness or other obligations that would be pari passu, or equal, in right of payment to the 2025 Notes, the August 2026 Notes, the December 2026 Notes or the Convertible Notes, (2) any indebtedness or other obligations that would be secured and therefore rank effectively senior in right of payment to the 2025 Notes, the August 2026 Notes, the December 2026 Notes or the Convertible Notes to the extent of the value of the assets securing such indebtedness, (3) indebtedness or other obligations of ours that are guaranteed by one or more of our subsidiaries and which therefore are structurally senior to the 2025 Notes, the August 2026 Notes, the December 2026 Notes or the Convertible Notes and (4) securities, indebtedness or other obligations incurred by our subsidiaries that would be senior to our equity interests in our subsidiaries and therefore rank structurally senior to the 2025 Notes, the August 2026 Notes, the December 2026 Notes or the Convertible Notes with respect to the assets of those subsidiaries, in each case other than an incurrence of indebtedness or other obligations that would cause a violation of Section 18(a)(1)(A) as modified by Section 61(a) of the 1940 Act or any successor provisions of the 1940 Act, but giving effect, in either case, to any exemptive relief granted to us by the SEC. Currently, these provisions generally prohibit us from incurring additional borrowings, including through the issuance of additional debt securities, unless our asset coverage, as defined in the 1940 Act, equals at least 150% after such borrowings;
- pay dividends on, or purchase or redeem or make any payments in respect of, capital stock or other securities ranking junior in right of payment to the 2025 Notes, the August 2026 Notes, the December 2026 Notes or the Convertible Notes, including subordinated indebtedness, except that we have agreed that, for the period of time during which each of such notes are outstanding, we will not violate Section 18(a)(1)(B) as modified by such provisions of Section 61(a) of the 1940 Act as may be applicable to us from time to time or any successor provisions. These provisions generally prohibit us from declaring any cash dividend or distribution upon any class of our capital stock, or purchasing any such capital stock if our asset coverage were below 150% at the time of the declaration of the dividend or distribution or the purchase and after deducting the amount of such dividend, distribution, or purchase. Under this covenant, we will be permitted to declare a cash dividend or distribution notwithstanding the prohibition contained in Section 18(a)(1)(B) as modified by such provisions of Section 61(a) of the 1940 Act as may be applicable to us from time to time or any successor provisions, but only up to such amount as is necessary for us to maintain our status as a RIC under Subchapter M of the Code. Furthermore, this covenant will permit us to continue paying dividends or distributions and the restrictions will not apply unless and until such time as our asset coverage (as defined in the 1940 Act, except to the extent modified by this covenant) has not been in compliance with the minimum asset coverage required by Section 18(a)(1)(B) as modified by such provisions of Section 61(a) of the 1940 Act as may be applicable to us from time to time or any successor provisions for more than six consecutive months. For the purposes of determining "asset coverage" as used above, any and all indebtedness of the Company, including any outstanding borrowings under the KeyBank Credit Facility and any successor or additional credit facility, will be deemed a senior security of us;
- sell assets (other than certain limited restrictions on our ability to consolidate, merge or sell all or substantially all of our assets);
- create liens (including liens on the shares of our subsidiaries) or enter into sale and leaseback transactions;

- enter into transactions with affiliates;
- make investments; or
- create restrictions on the payment of dividends or other amounts to us from our subsidiaries.

In addition, under the indenture governing the 2025 Notes, we are not required to offer to purchase the 2025 Notes in connection with a change of control or any other event. Such limitation does not apply to the August 2026 Notes, the December 2026 Notes or the Convertible Notes under their respective governing indentures. See “We may not be able to repurchase either of the August 2026 Notes or the December 2026 Notes upon a Change of Control Repurchase Event” below” and “We may not have, or have the ability to raise, the funds necessary to purchase the Convertible Notes as required upon a fundamental change, and our future debt may contain limitations on our ability to deliver shares of our common stock upon conversion or purchase of the Convertible Notes” below.

Furthermore, the 2025 Notes, the August 2026 Notes, the December 2026 Notes and the Convertible Notes and the terms of their respective indentures do not protect holders of such notes in the event that we experience changes (including significant adverse changes) in our financial condition, results of operations or credit ratings, as they do not require that we or our subsidiaries adhere to any financial tests or ratios or specified levels of net worth, revenues, income, cash flow, or liquidity.

Our ability to recapitalize, incur additional debt and take a number of other actions that are not limited by the terms of the 2025 Notes, the August 2026 Notes, the December 2026 Notes and the Convertible Notes may have important consequences for the holders of such notes, including making it more difficult for us to satisfy our obligations with respect to the 2025 Notes, the August 2026 Notes, the December 2026 Notes and the Convertible Notes or negatively affecting the trading value of the 2025 Notes, the August 2026 Notes, the December 2026 Notes and the Convertible Notes to the extent such a trading market develops for such notes.

Certain of our current debt instruments include more protections for their holders than the 2025 Notes the August 2026 Notes, the December 2026 Notes and the Convertible Notes, including under the respective indentures of such notes. In addition, other debt we issue or incur in the future could contain more protections for its holders than the 2025 Notes, the August 2026 Notes, the December 2026 Notes and the Convertible Notes, including under the respective indentures of such notes, including additional covenants and events of default. The issuance or incurrence of any such debt with incremental protections could affect the market for and trading levels and prices of the 2025 Notes, the August 2026 Notes, the December 2026 Notes and the Convertible Notes to the extent such a market develops for such notes.

If we default on our obligations to pay our other indebtedness, we may not be able to make payments on the 2025 Notes, the August 2026 Notes, the December 2026 Notes and/or the Convertible Notes.

Any default under the agreements governing our indebtedness or under other indebtedness to which we may be a party, that is not waived by the required lenders or holders and the remedies sought by the holders of such indebtedness could make us unable to pay principal, premium, if any, and interest on the 2025 Notes, the August 2026 Notes, the December 2026 Notes and/or the Convertible Notes and substantially decrease the market value of any such notes.

If we are unable to generate sufficient cash flow and are otherwise unable to obtain funds necessary to meet required payments of principal, premium, if any, and interest on our indebtedness, or if we otherwise fail to comply with the various covenants, including financial and operating covenants, in the instruments governing our indebtedness, we could be in default under the terms of the agreements governing such indebtedness. In the event of such default, the holders of such indebtedness could elect to declare all the funds borrowed thereunder to be due and payable, together with accrued and unpaid interest, the lenders under our current indebtedness or other debt we may incur in the future could elect to terminate their commitments, cease making further loans and institute foreclosure proceedings against our assets, and we could be forced into bankruptcy or liquidation.

If our operating performance declines, we may in the future need to seek to obtain waivers from the required lenders or holders under the agreements governing our indebtedness, or other indebtedness that we may incur in the

future, to avoid being in default. If we breach our covenants under the agreements governing our indebtedness and seek a waiver, we may not be able to obtain a waiver from the required lenders or holders. If this occurs, we would be in default and our lenders or debt holders could exercise their rights as described above, and we could be forced into bankruptcy or liquidation.

If we are unable to repay debt, lenders having secured obligations, including under the KeyBank Credit Facility, could proceed against the collateral securing the debt. Because the KeyBank Credit Facility and the respective indentures governing the 2025 Notes, the August 2026 Notes, the December 2026 Notes and the Convertible Notes each have, and any future debt will likely have, customary cross-default and cross-acceleration provisions, if the indebtedness thereunder or under any future credit facility is accelerated, we may be unable to repay or finance the amounts due.

The optional redemption provision under the respective indentures of the 2025 Notes, the August 2026 Notes and the December 2026 Notes may materially adversely affect a holder's return on such notes.

The 2025 Notes are redeemable in whole or in part at any time or from time to time on or after January 16, 2023 at our option, and the August 2026 Notes and the December 2026 Notes are redeemable in whole or in part at any time or from time to time at our option. We may choose to redeem the 2025 Notes, the August 2026 Notes and/or the December 2026 Notes at times when prevailing interest rates are lower than the interest rate paid on such notes. In this circumstance, the holders thereof may not be able to reinvest the redemption proceeds in a comparable security at an effective interest rate as high as that of the 2025 Notes, the August 2026 Notes and/or the December 2026 Notes being redeemed.

We may not be able to repurchase either of the August 2026 Notes or the December 2026 Notes upon a Change of Control Repurchase Event.

Upon the occurrence of a Change of Control Repurchase Event (as defined in the respective indenture that governs the August 2026 Notes and the December 2026 Notes), subject to certain conditions, we will be required to offer to repurchase all outstanding August 2026 Notes and the December 2026 Notes, as applicable, at 100% of their principal amount, plus accrued and unpaid interest. The source of funds for such purchase of such notes, as applicable, will be our available cash or cash generated from our operations or other potential sources, including borrowings, investment repayments, sales of assets or sales of equity. We cannot assure you that sufficient funds from such sources will be available at the time of any Change of Control Repurchase Event to make required repurchases of such notes tendered, as applicable. Before making any such repurchase of such notes, as applicable, we would also have to comply with certain requirements under the KeyBank Credit Facility and/or any future credit facility, as applicable, to the extent such requirements remain in effect at such time, or otherwise obtain consent from the lenders under the KeyBank Credit Facility and/or any future credit facility, as applicable. Our future debt instruments also may contain similar restrictions and provisions. If the holders of the August 2026 Notes and/or the December 2026 Notes, as applicable, exercise their right to require us to repurchase all of such notes upon a Change of Control Repurchase Event, the financial effect of this repurchase could cause a default under our existing or future debt instruments, even if the Change of Control Repurchase Event itself would not cause a default. It is possible that we will not have sufficient funds at the time of the Change of Control Repurchase Event to make the required repurchase of the August 2026 Notes, the December 2026 Notes, and/or our other debt, as applicable.

We may not have, or have the ability to raise, the funds necessary to purchase the Convertible Notes as required upon a fundamental change, and our future debt may contain limitations on our ability to deliver shares of our common stock upon conversion or purchase of the Convertible Notes.

Holders of the Convertible Notes will have the right to require us to purchase their Convertible Notes for cash upon the occurrence of a fundamental change at a purchase price equal to 100% of their principal amount, plus accrued and unpaid interest, if any. As defined in the indenture under which the Convertible Notes were issued, including the Base Indenture, dated as of January 16, 2020 (the "Base Indenture"), between the Company and U.S Bank National Association, as trustee (the "Trustee"), and a Second Supplemental Indenture, dated as of December 11, 2020 (together with the Base Indenture, the "Convertible Notes Indenture"), between the Company and the Trustee, a fundamental change means the occurrence of either a change in control or, after the initial listing of our common stock

on a national securities exchange, the termination of trading of our common stock on any such exchange. We may not have enough available cash or be able to obtain financing at the time we are required to make purchases of Convertible Notes surrendered therefor. In addition, our ability to purchase the Convertible Notes or to deliver shares of our common stock upon conversions of the Convertible Notes may be limited by law, by regulatory authority or by agreements governing our indebtedness. Our failure to purchase Convertible Notes at a time when the purchase is required by the Convertible Notes Indenture or deliver any shares of our common stock upon future conversions of the Convertible Notes as required by the Convertible Notes Indenture would constitute a default under the Convertible Notes Indenture. A default under the Convertible Notes Indenture or the fundamental change itself could also lead to a default under the KeyBank Credit Facility and/or the respective indentures of the 2025 Notes, the August 2026 Notes and the December 2026 Notes. If the repayment of the related indebtedness were to be accelerated after any applicable notice or grace periods, we may not have sufficient funds to repay the indebtedness and purchase the Convertible Notes.

There is no active public trading market for the 2025 Notes, the August 2026 Notes, the December 2026 Notes and the Convertible Notes; as a result, a holder may not be able to resell any of such notes.

There currently is no active public trading market for the 2025 Notes, the August 2026 Notes, December 2026 Notes and the Convertible Notes. We do not currently intend to apply for listing of any such notes on any securities exchange or for quotation of any such notes on any automated dealer quotation system. If no active trading market develops, a holder may not be able to resell any of the 2025 Notes, the August 2026 Notes, the December 2026 Notes and/or the Convertible Notes at their fair market value or at all. If any of such notes are traded after their initial issuance, they may trade at a discount from their initial offering price depending on prevailing interest rates, the market for similar securities, our credit ratings, general economic conditions, our financial condition, performance and prospects and other factors. If a market is made for any of such notes, any such market-making may be discontinued at any time. In addition, any market-making activity, if any, will be subject to limits imposed by law. Accordingly, we can provide no assurance that a liquid trading market, if any, will develop for the 2025 Notes, the August 2026 Notes, the December 2026 Notes and/or the Convertible Notes, that a holder will be able to sell any of such notes at a particular time, or that the price a holder may receive when it sells any of such notes will be favorable. To the extent an active trading market does not develop, the liquidity and trading price for such notes may be harmed. Accordingly, a holder may be required to bear the financial risk of an investment in the 2025 Notes, the August 2026 Notes, the December 2026 Notes and/or the Convertible Notes for an indefinite period of time.

A downgrade, suspension or withdrawal of the credit rating assigned by a rating agency to us, the 2025 Notes, the August 2026 Notes, the December 2026 Notes and/or the Convertible Notes, if any, or changes in the debt markets, could cause the liquidity and/or market value of the 2025 Notes, the August 2026 Notes, the December 2026 Notes and/or the Convertible Notes to decline significantly.

Any credit ratings assigned to us, the 2025 Notes, the August 2026 Notes, the December 2026 Notes and/or the Convertible Notes are an assessment by rating agencies of our ability to pay our obligations when due. Consequently, real or anticipated changes to any such credit ratings will generally affect the liquidity and/or market value of the 2025 Notes, the August 2026 Notes, the December 2026 Notes and/or the Convertible Notes. These credit ratings, however, may not reflect the potential impact of risks related to market conditions generally or other factors discussed herein that could impact the liquidity and/or market value of the 2025 Notes, the August 2026 Notes, the December 2026 Notes and/or the Convertible Notes.

If an investment grade rating is not maintained with respect to the Convertible Notes, additional interest of 0.75% per annum will accrue on the Convertible Notes until such time as the Convertible Notes have received an investment grade rating of “BBB-” (or its equivalent) or better. An explanation of the significance of a credit rating may be obtained from the rating agency.

Generally, rating agencies base their ratings on such material and information, and such of their own investigations, studies and assumptions, as they deem appropriate. Any such credit ratings should be evaluated independently from similar ratings of other securities or companies. Credit ratings are not a recommendation to buy, sell or hold any security, and may be subject to revision or withdrawal at any time by the issuing organization in its sole discretion. There can be no assurance that a credit rating will remain for any given period of time.

The conversion rate of the Convertible Notes may not be adjusted for all dilutive events.

The conversion rate of the Convertible Notes is subject to adjustment upon certain events, including the issuance of certain stock dividends on our common stock, certain issuance of rights or warrants subdivisions, combinations, certain distributions of capital stock, indebtedness or assets, certain cash dividends and certain issuer tender or exchange offers. However, the conversion rate will not be adjusted for other events, such as a third-party tender or exchange offer or an issuance of common stock for cash, that may adversely affect the trading price of the Convertible Notes or the common stock. An event that adversely affects the value of the Convertible Notes may occur, and that event may not result in an adjustment to the conversion rate.

If we issue shares of our common stock upon conversion of some or all of the Convertible Notes, our stockholders, including holders that received shares of our common stock upon conversion of their Convertible Notes, may experience dilution.

The forced conversion provision may materially adversely affect the holders' return on the Convertible Notes.

At our option, we may cause the holders to convert all or a portion of the then outstanding principal amount of the Convertible Notes plus accrued but unpaid interest, but excluding the date of such conversion, at any time on or prior to the close of business on the business day immediately preceding the maturity date, if, the closing sale price of our common stock on a national securities exchange for any 30 consecutive trading days exceeds 120% of the conversion price, as may be adjusted. Upon such conversion, we will pay or deliver, as the case may be, cash, shares of our common stock or a combination of cash and shares of our common stock, at our election, per \$1,000 principal amount of the Convertible Notes, equal to the conversion rate, and a forced conversion make-whole payment, if any, in cash, as described Convertible Notes Indenture. In this circumstance, the holders may not be able to reinvest the proceeds therefrom in a comparable security at an effective interest rate as high as that of the Convertible Notes.

The Convertible Notes may bear the restricted legend indefinitely if we issue additional Convertible Notes.

The Convertible Notes Indenture will allow us to issue additional Convertible Notes in the future on the same terms and conditions as the Convertible Notes offered hereby, except for any differences in the issue price and interest accrued prior to the issue date of the additional Convertible Notes; provided that if any such additional notes are not fungible with the Convertible Notes initially offered hereby for U.S. federal income tax purposes, those additional notes will have a separate CUSIP number. Subject to certain exceptions, the Convertible Notes Indenture will provide that the Convertible Notes and any shares of common stock issued upon conversion of the Convertible Notes will bear a restricted securities legend until the date that is one year after the later of last date of original issuance of the Convertible Notes or the last day of issuance of any additional Convertible Notes, or such later date, if any, as may be required by applicable law. We may, but are not required to, remove the restricted securities legend from any global Convertible Notes promptly after such date. However, because the issuance of any additional Convertible Notes would cause such date to be delayed beyond one year after the last date of original issuance of the Convertible Notes offered hereby, any additional Convertible Notes that we issue at a later date will cause the removal of the restricted legend, if at all, to be delayed beyond such date. As a result of the foregoing, your ability to resell in the public market the Convertible Notes and common stock issuable upon conversion of the Convertible Notes may be delayed, which may adversely affect the size of the market for these securities and pricing on re-sales.

The accounting for convertible debt securities is subject to uncertainty.

The accounting for convertible debt securities is subject to frequent scrutiny by the accounting regulatory bodies and is subject to change. We cannot predict if or when any such change could be made and any such change could have an adverse impact on our reported or future financial results. Any such impacts could adversely affect the market price of our common stock and in turn negatively impact the market price of the Convertible Notes.

The market value of our common stock and of the Convertible Notes may fluctuate significantly, and this may make it difficult for holders to resell the Convertible Notes or common stock issued upon conversion of the Convertible Notes when holders want or at prices holders find attractive.

There is currently no public market for the Convertible Notes and there can be no assurance that a market for the Convertible Notes will develop or be maintained. In addition, the market value and liquidity, if any, of the market for the Convertible Notes or our common stock may be significantly affected by numerous factors, some of which are beyond our control and may not be directly related to our operating performance. In addition, because the Convertible Notes are convertible into our common stock, volatility or depressed prices for our common stock could have a similar effect on the trading price of the Convertible Notes. These factors include:

- changes in the value of our portfolio of investments and derivative instruments as a result of changes in market factors, such as interest rate shifts, and also portfolio specific performance, such as portfolio company defaults, among other reasons;
- changes in regulatory policies or tax guidelines, particularly with respect to RICs or BDCs;
- loss of RIC or BDC status;
- distributions that exceed our net investment income and net income as reported according to GAAP;
- changes in earnings or variations in operating results;
- changes in accounting guidelines governing valuation of our investments;
- any shortfall in revenue or net income or any increase in losses from levels expected by investors;
- departure of key personnel;
- general economic trends and other external factors; and
- loss of a major funding source.

Under the Convertible Notes Registration Rights Agreement, we have agreed to file a resale registration statement for the Convertible Notes and any shares of common stock to be issued upon conversion of the Convertible Notes. Under the Convertible Notes Registration Rights Agreement, we are required to register the resale of the Convertible Notes and such shares under the Securities Act. Until any such resale registration statement has been declared effective, holders of the Convertible Notes and such shares may not offer or sell the Convertible Notes and such shares except pursuant to an exemption from, or in a transaction not subject to, the registration requirements of the Securities Act and applicable state securities laws or pursuant to an effective registration statement. The SEC, however, has broad discretion to determine whether any registration statement will be declared effective and may delay or deny the effectiveness of any such resale registration statement filed by us for a variety of reasons. Our ability to have declared effective by the SEC a registration statement pertaining to the resale of the Convertible Notes and/or any shares of common stock to be issued upon conversion of the Convertible Notes on a timely basis will depend upon our ability to resolve any issues that may be raised by the SEC. No assurance can be given as to when any such resale registration statement with respect to the Convertible Notes and/or any shares of common stock to be issued upon conversion of the Convertible Notes will become effective. Failure to have any such resale registration statement become effective could adversely affect the liquidity and price of the Convertible Notes and/or any shares of common stock issued upon conversion of the Convertible Notes, as applicable.

Holders of the Convertible Notes will not be entitled to any rights with respect to our common stock, but will be subject to all changes made with respect to our common stock.

Holders of the Convertible Notes will not be entitled to any rights with respect to our common stock (including, without limitation, voting rights or rights to receive any dividends or other distributions on our common stock), but will be subject to all changes affecting our common stock. Holders will only be entitled to rights in respect of our common stock if and when we deliver shares of our common stock upon conversion for their Convertible Notes and, to a limited extent, under the conversion rate adjustments applicable to the Convertible Notes. For example, in the event that an amendment is proposed to our charter or bylaws requiring stockholder approval and the record date for determining the stockholders of record entitled to vote on the amendment occurs prior to a holder's conversion of Convertible Notes, the holder will not be entitled to vote on the amendment, although the holder will nevertheless be subject to any changes in the powers, preferences or rights of our common stock that result from such amendment.

Upon conversion of the Convertible Notes, holders may receive less valuable consideration than expected because the market value or net asset value per share of our common stock may decline after holders exercise their conversion right but before we settle our conversion obligation.

Under the Convertible Notes, a converting holder may be exposed to fluctuations in the market value or net asset value per share of our common stock during the period from the date such holder surrenders its Convertible Notes for conversion until the date we settle our conversion obligation.

Because we may satisfy our conversion obligation solely in shares of our common stock upon conversion of the Convertible Notes, under such circumstances we will deliver shares of our common stock, together with cash for any fractional share, on the second business day following the relevant conversion date. Accordingly, if the market value or net asset value per share of our common stock decreases during this period, the market value of the shares of our common stock that holders receive will be adversely affected and would be less than the conversion value of the Convertible Notes on the conversion date.

The adjustment to the conversion rate for Convertible Notes converted in connection with a make-whole adjustment event may not adequately compensate holders for any lost value of their Convertible Notes as a result of such transaction.

Following a make-whole adjustment event, if a holder elects to convert its Convertible Notes in connection with such corporate transaction, we will increase the conversion rate by an additional number of shares of our common stock upon conversion in certain circumstances. As defined in the Convertible Notes Indenture, a make-whole adjustment event means any change of control and any termination of trading of our common stock on any national securities exchange. The increase in the conversion rate will be determined based on the date on which the make-whole adjustment event occurs or becomes effective and the price paid (or deemed to be paid) per share of our common stock in the make-whole adjustment event, as described in the Convertible Notes Indenture. The adjustment to the conversion rate for Convertible Notes converted in connection with a make-whole adjustment event may not adequately compensate holders for any lost value of their Convertible Notes as a result of such transaction. In addition, if the price paid (or deemed to be paid) per share of our common stock in the make-whole adjustment event is greater than \$20.00 per share or less than \$13.01 per share (in each case, subject to adjustment), no increase in the conversion rate will be made. Moreover, in no event will the conversion rate per \$1,000 principal amount of Convertible Notes exceed the maximum conversion rate described further in the Convertible Notes Indenture, which is subject to adjustment as described in such section.

Our obligation to increase the conversion rate upon the occurrence of a make-whole adjustment event could be considered a penalty, in which case the enforceability thereof would be subject to general principles of reasonableness of economic remedies.

Some significant restructuring transactions may not constitute a fundamental change, in which case we would not be obligated to offer to purchase the Convertible Notes.

Upon the occurrence of a fundamental change, holders have the right to require us to purchase their Convertible Notes. However, the fundamental change provisions will not afford protection to holders in the event of other transactions that could adversely affect the Convertible Notes. For example, transactions such as leveraged recapitalizations, refinancings, restructurings, or acquisitions initiated by us may not constitute a fundamental change requiring us to repurchase the Convertible Notes. In addition, holders may not be entitled to require us to purchase their Convertible Notes upon a fundamental change in certain circumstances involving a significant change in the composition of our Board, or in connection with a proxy contest where our Board does not endorse a dissident slate of directors but approves them for purposes of the definition of “continuing directors” as set forth in the Convertible Notes Indenture. In the event of any such transaction, the holders would not have the right to require us to purchase their Convertible Notes, even though each of these transactions could increase the amount of our indebtedness, or otherwise adversely affect our capital structure or any credit ratings, thereby adversely affecting the holders.

Provisions of the Convertible Notes could discourage an acquisition of us by a third party.

Certain provisions of the Convertible Notes could make it more difficult or more expensive for a third party to acquire us. Upon the occurrence of certain transactions constituting a fundamental change, holders of the Convertible Notes will have the right, at their option, to require us to purchase for cash all of their Convertible Notes or any portion of the principal amount of such Convertible Notes in integral multiples of \$1,000. We may also be required to increase the conversion rate in the event of certain transactions constituting a make-whole adjustment event. These provisions could discourage an acquisition of us by a third party.

If the Convertible Notes are issued with original issue discount and a bankruptcy petition were filed by or against us, holders of the Convertible Notes may receive a lesser amount for their claim than they would have been entitled to receive under the Convertible Notes Indenture.

If the Convertible Notes are issued with original issue discount and a bankruptcy petition were filed by or against us under the United States Bankruptcy Code after the issuance of the Convertible Notes, the claim by any holder of the Convertible Notes for the principal amount of the Convertible Notes may be limited to an amount equal to the sum of: the original issue price for the Convertible Notes and that portion of any original issue discount that does not constitute “unmatured interest” for purposes of the United States Bankruptcy Code.

Any original issue discount that was not amortized as of the date of the bankruptcy filing would constitute unmatured interest. Accordingly, holders of the Convertible Notes under these circumstances may receive a lesser amount than they would be entitled to under the terms of the Convertible Notes Indenture, even if sufficient funds are available.

Holders may be subject to tax if we make or fail to make certain adjustments to the conversion rate of the Convertible Notes, even though the holders did not receive a corresponding cash distribution.

The conversion rate of the Convertible Notes is subject to adjustment in certain circumstances, including the payment of cash dividends. If the conversion rate is adjusted as a result of a distribution that is taxable to our common stockholders, such as a cash dividend, a holder may be deemed to have received a dividend subject to U.S. federal income tax without the receipt of any cash. In addition, a failure to adjust (or to adjust adequately) the conversion rate after an event that increases a holder’s proportionate interest in us could be treated as a deemed taxable dividend to the holder. If a make-whole adjustment event occurs on or prior to the business day immediately preceding the stated maturity date of the Convertible Notes, under some circumstances, we will increase the conversion rate for the Convertible Notes converted in connection with the make-whole adjustment event. Such increase may also be treated as a distribution subject to U.S. federal income tax as a dividend. In addition, if a holder is a non-U.S. holder, such holder may be subject to U.S. federal withholding tax in connection with such a deemed distribution. If withholding tax is paid on a holder’s behalf as a result of an adjustment to the conversion rate of the Convertible Notes, the withholding agent may offset such payments against payments of cash and common stock on the Convertible Notes. Holders are urged to

consult their tax advisor with respect to the U.S. federal income tax consequences resulting from an adjustment to the conversion rate of the Convertible Notes.

Because the Convertible Notes will initially be held in book-entry form, holders must rely on DTC's procedures to receive communications relating to the Convertible Notes and exercise their rights and remedies.

We will initially issue the Convertible Notes in the form of one or more global notes registered in the name of Cede & Co., as nominee of DTC. Beneficial interests in global notes will be shown on, and transfers of global notes will be effected only through, the records maintained by DTC. Except in limited circumstances, we will not issue certificated Convertible Notes. Accordingly, if a holder owns a beneficial interest in a global note, then the holder will not be considered an owner or holder of the Convertible Notes. Instead, DTC or its nominee will be the sole holder of the Convertible Notes. Unlike persons who have certificated Convertible Notes registered in their names, owners of beneficial interests in global notes will not have the direct right to act on our solicitations for consents or requests for waivers or other actions from holders. Instead, those beneficial owners will be permitted to act only to the extent that they have received appropriate proxies to do so from DTC or, if applicable, a DTC participant. The applicable procedures for the granting of these proxies may not be sufficient to enable owners of beneficial interests in global notes to vote on any requested actions on a timely basis. In addition, notices and other communications relating to the Convertible Notes will be sent to DTC. We expect DTC to forward any such communications to DTC participants, which in turn would forward such communications to indirect DTC participants. But we can make no assurances that holders timely receive any such communications.

U.S. Federal Income Tax Risks

We will be subject to corporate-level U.S. federal income tax if we are unable to qualify or maintain qualification as a RIC under Subchapter M of the Code.

We have elected to be treated as, and intend to qualify annually as, a RIC under Subchapter M of the Code; however, no assurance can be given that we will be able to qualify for and maintain RIC status. To qualify for RIC tax treatment under the Code and to be relieved of U.S. federal taxes on income and gains distributed to our stockholders, we must meet certain requirements, including source-of-income, asset-diversification and annual distribution requirements. The annual distribution requirement applicable to RICs is satisfied if we timely distribute at least 90% of our net ordinary income and net short-term capital gains in excess of net long-term capital losses, if any, to our stockholders on an annual basis. To the extent we use debt financing, we will be subject to certain asset coverage ratio requirements under the 1940 Act and may be subject to financial covenants under loan and credit agreements, each of which could, under certain circumstances, restrict us from making annual distributions necessary to receive RIC tax treatment. If we are unable to obtain cash from other sources, we may fail to qualify to be taxed as a RIC and, thus, may be subject to corporate-level U.S. federal income tax on our entire taxable income without regard to any distributions made by us. In order to be taxed as a RIC, we must also meet certain asset-diversification requirements at the end of each calendar quarter. Failure to meet these tests may result in our having to dispose of certain investments quickly in order to prevent the loss of RIC status. Because most of our investments are in private or thinly traded public companies, any such dispositions could be made at disadvantageous prices and may result in substantial losses. If we fail to be taxed as a RIC for any reason and become subject to corporate-level U.S. federal income tax, the resulting corporate taxes could substantially reduce our net assets, the amount of income available for distributions to stockholders and the amount of our distributions and the amount of funds available for new investments. Such a failure would have a material adverse effect on us and our stockholders.

We cannot predict how new tax legislation will affect us, our investments, or our stockholders, and any such legislation could adversely affect our business.

Legislative or other actions relating to taxes could have a negative effect on us. The rules dealing with U.S. federal income taxation are constantly under review by persons involved in the legislative process and by the Internal Revenue Service and the U.S. Treasury Department. The Biden Administration has proposed significant changes to the existing U.S. tax rules, and there are a number of proposals in Congress that would similarly modify the existing U.S. tax rules. The likelihood of any such legislation being enacted is uncertain, but new legislation and any U.S. Treasury regulations,

administrative interpretations or court decisions interpreting such legislation could significantly and negatively affect our ability to qualify for tax treatment as a RIC or the U.S. federal income tax consequences to us and our investors of such qualification or could have other adverse consequences. Investors are urged to consult with their tax advisor regarding tax legislative, regulatory, or administrative developments and proposals and their potential effect on an investment in our common stock.

We may have difficulty paying our required distributions if we recognize income before, or without, receiving cash representing such income.

For U.S. federal income tax purposes, we may be required to recognize taxable income in circumstances in which we do not receive a corresponding payment in cash. For example, since we will likely hold debt obligations that are treated under applicable tax rules as having OID (such as debt instruments with PIK, secondary market purchases of debt securities at a discount to par, interest or, in certain cases, increasing interest rates or debt instruments that were issued with warrants), we must include in income each year a portion of the OID that accrues over the life of the obligation, regardless of whether cash representing such income is received by us in the same taxable year. We may also have to include in income other amounts that we have not yet received in cash, such as unrealized appreciation for foreign currency forward contracts and deferred loan origination fees that are paid after origination of the loan or are paid in non-cash compensation such as warrants or stock. Furthermore, we may invest in non-U.S. corporations (or other non-U.S. entities treated as corporations for U.S. federal income tax purposes) that could be treated under the Code and U.S. Treasury regulations as “passive foreign investment companies” and/or “controlled foreign corporations.” The rules relating to investment in these types of non-U.S. entities are designed to ensure that U.S. taxpayers are either, in effect, taxed currently (or on an accelerated basis with respect to corporate-level events) or taxed at increased tax rates at distribution or disposition. In certain circumstances this could require us to recognize income where we do not receive a corresponding payment in cash.

Unrealized appreciation on derivatives, such as foreign currency forward contracts, may be included in taxable income while the receipt of cash may occur in a subsequent period when the related contract expires. Any unrealized depreciation on investments that the foreign currency forward contracts are designed to hedge are not currently deductible for tax purposes. This can result in increased taxable income whereby we may not have sufficient cash to pay distributions or we may opt to retain such taxable income and pay a 4% U.S. federal excise tax. In such cases we could still rely upon the “spillback provisions” to maintain RIC tax treatment.

We anticipate that a portion of our income may constitute OID or other income required to be included in taxable income prior to receipt of cash. Further, we may elect to amortize market discounts with respect to debt securities acquired in the secondary market and include such amounts in our taxable income in the current year, instead of upon disposition, as an election not to do so would limit our ability to deduct interest expenses for U.S. federal income tax purposes. Because any OID or other amounts accrued will be included in our investment company taxable income for the year of the accrual, we may be required to make a distribution to our shareholders in order to satisfy the Annual Distribution Requirement, even if we will not have received any corresponding cash amount. As a result, we may have difficulty meeting the Annual Distribution Requirement necessary to maintain RIC tax treatment under the Code. We may have to sell some of our investments at times and/or at prices we would not consider advantageous, raise additional debt or equity capital, make a partial share distribution, or forgo new investment opportunities for this purpose. If we are not able to obtain cash from other sources, and choose not to make a qualifying share distribution, we may fail to qualify for RIC tax treatment and thus become subject to corporate-level U.S. federal income tax.

We may choose to pay a portion of our distributions in our own stock, in which case you may be required to pay tax in excess of the cash you receive.

We may distribute taxable distributions that are payable in part in our stock. In accordance with certain applicable Treasury regulations and a revenue procedure issued by the IRS, a RIC may treat a distribution of its own stock as fulfilling its RIC distribution requirements if each stockholder may elect to receive his or her entire distribution in either cash or stock of the RIC, subject to a limitation that the aggregate amount of cash to be distributed to all stockholders must be at least 20% (which has been temporarily reduced to 10% for distributions declared on or after April 1, 2020, and on or before December 31, 2020) of the aggregate declared distribution. If too many stockholders elect to receive

cash, the cash available for distribution must be allocated among the shareholders electing to receive cash (with the balance of the distribution paid in stock). In no event will any stockholder, electing to receive cash, receive the lesser of (a) the portion of the distribution such shareholder has elected to receive in cash or (b) an amount equal to his or her entire distribution times the percentage limitation on cash available for distribution. If these and certain other requirements are met, for U.S. federal income tax purposes, the amount of the dividend paid in stock will be equal to the amount of cash that could have been received instead of stock. Taxable stockholders receiving such distributions will be required to include the full amount of the dividend as ordinary income (or as long-term capital gain or qualified dividend income to the extent such distribution is properly reported as such) to the extent of our current and accumulated earnings and profits for U.S. federal income tax purposes.

As a result of receiving distributions in the form of our common stock, a U.S. stockholder may be required to pay tax with respect to such distributions in excess of any cash received. If a U.S. stockholder sells the stock such stockholder receives as a dividend in order to pay this tax, the sales proceeds may be less than the amount included in income with respect to the dividend, depending on the market price of our stock at the time of the sale. Furthermore, with respect to non-U.S. stockholders, we may be required to withhold U.S. federal tax with respect to such distributions, including in respect of all or a portion of such dividend that is payable in shares of our common stock. In addition, if a significant number of our stockholders determine to sell shares of our stock in order to pay taxes owed on distributions, it may put downward pressure on the trading price of shares of our common stock.

General Risk Factors

We are subject to risks related to corporate social responsibility.

Our business faces increasing public scrutiny related to environmental, social and governance (“ESG”) activities, which are increasingly considered to contribute to the long-term sustainability of a company’s performance. A variety of organizations measure the performance of companies on ESG topics, and the results of these assessments are widely publicized. In addition, investments in funds that specialize in companies that perform well in such assessments are increasingly popular, and major institutional investors have publicly emphasized the importance of such ESG measures to their investment decisions.

We risk damage to our brand and reputation if we fail to act responsibly in a number of areas, such as environmental stewardship, corporate governance and transparency and considering ESG factors in our investment processes. Adverse incidents with respect to ESG activities could impact the value of our brand, the cost of our operations and relationships with investors, all of which could adversely affect our business and results of operations.

Additionally, new regulatory initiatives related to ESG could adversely affect our business. For example, in May 2018, the European Commission adopted an “action plan on financing sustainable growth.” The action plan is, among other things, designed to define and reorient investment toward sustainability. The action plan contemplates: establishing EU labels for green financial products; increasing disclosure requirements in the financial services sector around ESG and strengthening the transparency of companies on their ESG policies and introducing a ‘green supporting factor’ in the EU prudential rules for banks and insurance companies to incorporate climate risks into banks’ and insurance companies’ risk management policies. There is a risk that a significant reorientation in the market following the implementation of these and further measures could be adverse to our portfolio companies if they are perceived to be less valuable as a consequence of, e.g., their carbon footprint or “greenwashing” (i.e., the holding out of a product as having green or sustainable characteristics where this is not, in fact, the case). We and our portfolio companies are subject to the risk that similar measures might be introduced in other jurisdictions in the future. In addition, the SEC has announced that it may require disclosure of certain ESG-related matters. At this time, there is uncertainty regarding the scope of such proposals or when they would become effective (if at all). Compliance with any new laws or regulations increases our regulatory burden and could make compliance more difficult and expensive, affect the manner in which we or our portfolio companies conduct our businesses and adversely affect our profitability.

If we fail to maintain an effective system of internal control over financial reporting, we may not be able to accurately report our financial results or prevent fraud. As a result, stockholders could lose confidence in our financial and other public reporting, which could harm our business and the market price of our common stock.

We are not required to comply with certain requirements of the Sarbanes-Oxley Act, including the internal control evaluation and certification requirements of Section 404 of that statute (“Section 404”), and will not be required to comply with all of those requirements until we have been subject to the reporting requirements of the Exchange Act for a specified period of time or, in the case of the auditor\ attestation requirements of Section 404 of the Sarbanes-Oxley Act, the date we are no longer an emerging growth company under the JOBS Act. Accordingly, our internal controls over financial reporting do not currently meet all of the standards contemplated by Section 404 that we will eventually be required to meet. We are in the process of addressing our internal controls over financial reporting and are establishing formal procedures, policies, processes and practices related to financial reporting and to the identification of key financial reporting risks, assessment of their potential impact and linkage of those risks to specific areas and activities within the Company.

Additionally, we have begun the process of documenting our internal control procedures to satisfy the requirements of Section 404, which requires annual management assessments of the effectiveness of our internal controls over financial reporting. Our independent registered public accounting firm will not be required to formally attest to the effectiveness of our internal control over financial reporting until the later of the year following our first annual report required to be filed with the SEC pursuant to the Exchange Act, or the date we are no longer an emerging growth company under the JOBS Act. Because we do not currently have comprehensive documentation of our internal controls and have not yet tested our internal controls in accordance with Section 404, we cannot conclude in accordance with Section 404 that we do not have a material weakness in our internal control over financial reporting or a combination of significant deficiencies that could result in the conclusion that we have a material weakness in our internal control over financial reporting. As a public entity, we will be required to complete our initial management assessment of our internal control over financial reporting in a timely manner. If we are not able to implement the requirements of Section 404 in a timely manner or with adequate compliance, our operations, financial reporting, or financial results could be adversely affected. Matters impacting our internal controls may cause us to be unable to report our financial information on a timely basis and thereby subject us to adverse regulatory consequences, including sanctions by the SEC or violations of applicable stock exchange listing rules, and result in a breach of the covenants under the agreements governing any of our financing arrangements. There could also be a negative reaction in the financial markets due to a loss of investor confidence in us and the reliability of our financial statements. Confidence in the reliability of our financial statements could also suffer if we or our independent registered public accounting firm were to report a material weakness in our internal control over financial reporting. This could materially adversely affect us and lead to a decline in the market price of our common stock.

There are significant financial and other resources necessary to comply with the requirements of being a public entity.

We are subject to the reporting requirements of the Exchange Act and certain requirements of the Sarbanes-Oxley Act (as defined in this annual report on Form 10-K). These requirements may place a strain on our systems and resources. The Exchange Act requires that we file annual, quarterly and current reports with respect to our business and financial condition. The Sarbanes-Oxley Act requires that we maintain effective disclosure controls and procedures and internal controls over financial reporting, which are discussed below. In order to maintain and improve the effectiveness of our disclosure controls and procedures and internal controls, significant resources and management oversight will be required. We have implemented procedures, processes, policies and practices for the purpose of addressing the standards and requirements applicable to public companies. These activities may divert management’s attention from other business concerns, which could have a material adverse effect on our business, financial condition, results of operations and cash flows. We incur significant additional annual expenses related to these steps and, among other things, directors’ and officers’ liability insurance, director fees, reporting requirements of the SEC, transfer agent fees, additional administrative expenses, increased auditing and legal fees and similar expenses.

The systems and resources necessary to comply with public company reporting requirements will increase further once we cease to be an “emerging growth company” under the Jumpstart Our Business Startups Act of 2012 (the “JOBS

Act”). As long as we remain an emerging growth company, we intend to take advantage of certain exemptions from various reporting requirements that are applicable to other public companies, including not being required to comply with the auditor attestation requirements of Section 404 of the Sarbanes-Oxley Act. We will remain an emerging growth company for up to five years following an IPO or until the earliest of (i) the last day of the first fiscal year in which our annual gross revenues exceed \$1.07 billion, (ii) December 31 of the fiscal year that we become a “large accelerated filer” as defined in Rule 12b-2 under the Exchange Act which would occur if the market value of our common stock that is held by non-affiliates exceeds \$700.0 million as of the last business day of our most recently completed second fiscal quarter and we have been publicly reporting for at least 12 months or (iii) the date on which we have issued more than \$1.0 billion in non-convertible debt securities during the preceding three-year period.

We may experience fluctuations in our operating results.

We may experience fluctuations in our operating results due to a number of factors, including our ability or inability to make investments in companies that meet our investment criteria, the interest rate payable on the debt securities we acquire, the default rate on such securities, the level of our expenses, variations in and the timing of the recognition of realized and unrealized gains or losses, the degree to which we encounter competition in our markets and general economic conditions. As a result of these factors, results for any period should not be relied upon as being indicative of performance in future periods.

Changes in laws or regulations governing our operations may adversely affect our business or cause us to alter our business strategy.

We and our portfolio companies are subject to laws and regulations at the local, state, and federal levels. These laws and regulations, as well as their interpretation, could change from time to time, including as the result of interpretive guidance or other directives from the U.S. President and others in the executive branch, and new laws, regulations and interpretations could also come into effect. For example, the current U.S. presidential administration could support an enhanced regulatory agenda that imposes greater costs on all sectors and on financial services companies in particular. Any such new or changed laws or regulations could have a material adverse effect on our business, and political uncertainty could increase regulatory uncertainty in the near term.

Changes to the laws and regulations governing our permitted investments may require a change to our investment strategy. Such changes could differ materially from our strategies and plans as set forth in this report and may shift our investment focus from the areas of expertise of our management team and investment professionals. Thus, any such changes, if they occur, could have a material adverse effect on our results of operations and the value of an investment in us.

Over the last several years, there also has been an increase in regulatory attention to the extension of credit outside of the traditional banking sector, raising the possibility that some portion of the non-bank financial sector will be subject to new regulation. While it cannot be known at this time whether any regulation will be implemented or what form it will take, increased regulation of non-bank credit extension could negatively impact our operations, cash flows or financial condition, impose additional costs on us, intensify the regulatory supervision of us or otherwise adversely affect our business, financial condition and results of operations.

Terrorist attacks, acts of war, global health emergencies, or extreme weather conditions or other natural disasters, including as a result of global climate change, may impact the businesses in which we invest and harm our business, operating results and financial condition.

Terrorist acts, acts of war, global health emergencies, or extreme weather conditions or other natural disasters, including as a result of global climate change, may disrupt our operations, as well as the operations of the businesses in which we invest. Such acts have created, and continue to create, economic and political uncertainties and have contributed to global economic instability. Future terrorist activities, military or security operations, global health emergencies, or extreme weather conditions or other natural disasters, including as a result of global climate change, could further weaken the domestic/global economies and create additional uncertainties, which may negatively impact the businesses in which we invest directly or indirectly and, in turn, could have a material adverse impact on our

business, operating results and financial condition. Losses from terrorist attacks, global health emergencies, and extreme weather conditions or other natural disasters are generally uninsurable. The nature and level of extreme weather conditions or other natural disasters cannot be predicted and may be exacerbated by global climate change.

Internal and external cyber threats, as well as other disasters, could impair our ability to conduct business effectively.

The occurrence of a disaster, such as a cyber-attack against us or against a third party that has access to our data or networks, a natural catastrophe, an industrial accident, failure of our disaster recovery systems, or consequential employee error, could have an adverse effect on our ability to communicate or conduct business, negatively impacting our operations and financial condition. This adverse effect can become particularly acute if those events affect our electronic data processing, transmission, storage, and retrieval systems, or impact the availability, integrity, or confidentiality of our data.

We depend heavily upon computer systems to perform necessary business functions. Despite our implementation of a variety of security measures, our computer systems, networks, and data, like those of other companies, could be subject to cyber-attacks and unauthorized access, use, alteration, or destruction, such as from physical and electronic break-ins or unauthorized tampering. If one or more of these events occurs, it could potentially jeopardize the confidential, proprietary, and other information processed, stored in, and transmitted through our computer systems and networks. Such an attack could cause interruptions or malfunctions in our operations, which could result in financial losses, litigation, regulatory penalties, client dissatisfaction or loss, reputational damage, and increased costs associated with mitigation of damages and remediation.

Third parties with which we do business may also be sources of cybersecurity or other technological risk. We outsource certain functions, and these relationships allow for the storage and processing of our information, as well as client, counterparty, employee, and borrower information. While we engage in actions to reduce our exposure resulting from outsourcing, ongoing threats may result in unauthorized access, loss, exposure, destruction, or other cybersecurity incidents that adversely affects our data, resulting in increased costs and other consequences as described above.

We and our third-party providers continue to be impacted by government action in response to the COVID-19 pandemic that are obstructing the regular functioning of business workforces (including requiring employees to work from external locations and their homes). In response to the COVID-19 pandemic, we instituted a work from home policy until it was deemed safe to return to the office. We have since reopened our principal office but permit employees to work from home on a voluntary basis. An extended period of remote working, whether by us or our third-party providers, could strain technology resources and introduce operational risks, including heightened cybersecurity risk. Remote working environments may be less secure and more susceptible to hacking attacks, including phishing and social engineering attempts that seek to exploit the COVID-19 pandemic. Accordingly, the risks described above are heightened under current conditions.

Cybersecurity risks and cyber incidents may adversely affect our business or the business of our portfolio companies by causing a disruption to our operations or the operations of our portfolio companies, a compromise or corruption of our confidential information or the confidential information of our portfolio companies and/or damage to our business relationships or the business relationships of our portfolio companies, all of which could negatively impact the business, financial condition and operating results of us or our portfolio companies.

A cyber incident is considered to be any adverse event that threatens the confidentiality, integrity or availability of the information resources of us or our portfolio companies. These incidents may be an intentional attack or an unintentional event and could involve gaining unauthorized access to our information systems or those of our portfolio companies or third-party vendors for purposes of misappropriating assets, stealing confidential information, corrupting data or causing operational disruption. Despite careful security and controls design, the information technology systems of our portfolio companies and our third-party vendors, may be subject to security breaches and cyber-attacks the result of which could include disrupted operations, misstated or unreliable financial data, liability for stolen assets or information, increased cybersecurity protection and insurance costs, litigation and damage to business relationships. As our, our portfolio companies' and our third party vendor's reliance on technology has increased, so have the risks posed to our information systems, both internal and those provided by third-party service providers, and the information

systems of our portfolio companies and third-party vendors. We have implemented processes, procedures and internal controls to help mitigate cybersecurity risks and cyber intrusions, but these measures, as well as our increased awareness of the nature and extent of a risk of a cyber-incident, do not guarantee that a cyber-incident will not occur and/or that our financial results, operations or confidential information will not be negatively impacted by such an incident. Further, the remote working conditions resulting from the COVID-19 pandemic have heightened our and our portfolio companies' vulnerability to a cybersecurity risk or incident.

Item 1B. Unresolved Staff Comments

None.

Item 2. Properties

We do not own any real estate or other physical properties materially important to our operations. Currently, we lease office space in Phoenix, Arizona for our corporate headquarters and in Chandler, Arizona for additional office space. We believe that our office facilities are suitable and adequate for our business as it is contemplated to be conducted.

Item 3. Legal Proceedings

We are not currently subject to any material legal proceedings, nor, to our knowledge, are any material legal proceedings threatened against us. From time to time, we may be a party to certain legal proceedings in the ordinary course of business, including proceedings relating to the enforcement of our rights under contracts with our portfolio companies. Furthermore, third parties may seek to impose liability on us in connection with the activities of our portfolio companies. Our business is also subject to extensive regulation, which may result in regulatory proceedings against us. While the outcome of any future legal or regulatory proceedings cannot be predicted with certainty, we do not expect that any such future proceedings will have a material effect upon our financial condition or results of operations.

Item 4. Mine Safety Disclosures

Not Applicable.

PART II

Item 5. Market for Registrant’s Common Equity, Related Stockholder Matters and Issuer Purchases of Equity Securities

Common Stock

Our common stock began trading on the Nasdaq Global Select Market on January 29, 2021 under the symbol “TRIN” in connection with our IPO of shares of our common stock. Prior to our IPO, the shares of our common stock were offered and sold in transactions exempt from registration under the Securities Act. As such, there was no public market for shares of our common stock during the year ended December 31, 2020.

The following table lists the net asset value per share of our common stock, the range of high and low closing sales prices of our common stock reported on the Nasdaq Global Select Market, the closing sale prices as a premium (or discount) to our net asset value per share and dividends per share for each fiscal quarter since our common stock began trading on the Nasdaq Global Select Market. On March 2, 2022, the last reported closing sales price of our common stock on the Nasdaq Global Select Market was \$18.34 per share, which represented a premium of approximately 11.8% to our net asset value per share of \$16.40 as of December 31, 2021.

Class and Period	Net Asset Value ⁽¹⁾	Price Range		High Sales Price Premium (Discount) to Net Asset Value ⁽²⁾	Low Sales Price Premium (Discount) to Net Asset Value ⁽²⁾	Cash Dividend Per Share ⁽³⁾
		High	Low			
Year Ending December 31, 2022						
First Quarter (through March 2, 2022)	*	\$ 18.34	\$ 17.00	*	*	*
Year Ending December 31, 2021						
Fourth Quarter	\$ 16.40	\$ 17.65	\$ 15.79	7.6 %	(3.7)%	\$ 0.36
Third Quarter	\$ 14.70	\$ 16.73	\$ 14.14	13.8 %	(3.8)%	\$ 0.33
Second Quarter	\$ 14.33	\$ 15.00	\$ 14.10	4.7 %	(1.6)%	\$ 0.29
First Quarter ⁽⁴⁾	\$ 13.69	\$ 15.65	\$ 13.75	14.3 %	0.4 %	\$ 0.28

(1) Net asset value per share is determined as of the last day in the relevant quarter and therefore may not reflect the net asset value per share on the date of the high and low closing sales prices. The net asset values shown are based on outstanding shares at the end of the relevant quarter.

(2) Calculated as the respective high or low closing sales price less net asset value, divided by net asset value (in each case, as of the applicable quarter).

(3) Represents the dividend or distribution declared in the relevant quarter.

(4) Shares of our common stock began trading on the Nasdaq Global Select Market on January 29, 2021 under the trading symbol “TRIN”.

* Not determined at time of filing.

Shares of BDCs may trade at a market price that is less than the value of the net assets attributable to those shares. At times, our shares of common stock have traded at prices both above and below our net asset value per share. The possibility that our shares of common stock will trade at a discount from net asset value per share or at premiums that are

unsustainable over the long term are separate and distinct from the risk that our net asset value per share will decrease. It is not possible to predict whether our common stock will trade at, above, or below net asset value per share.

Holders

As of March 2, 2022, there were approximately 94 holders of record of our common stock, which does not include stockholders for whom shares are held in “nominee” or “street name.”

Distributions

To obtain and maintain our tax treatment as a RIC, we must, among other things, timely distribute (or be treated as distributing) in each taxable year dividends of an amount equal to at least 90% of our investment company taxable income (which includes, among other items, dividends, interest, the excess of any net short-term capital gains over net long-term capital losses, as well as other taxable income, excluding any net capital gains reduced by deductible expenses) and 90% of our net tax-exempt income (which is the excess of our gross tax-exempt interest income over certain disallowed deductions) for that taxable year. As a RIC, we generally will not be subject to corporate-level U.S. federal income tax on our investment company taxable income and net capital gains that we distribute to stockholders. In addition, to avoid the imposition of a nondeductible 4% U.S. federal excise tax, we must timely distribute (or be treated as distributing) in each calendar year an amount at least equal to the sum of: (i) 98% of our net ordinary income, excluding certain ordinary gains and losses, recognized during a calendar year; (ii) 98.2% of our capital gain net income, adjusted for certain ordinary gains and losses, recognized for the twelve-month period ending on October 31 of such calendar year; and (iii) 100% of any income or net capital gains that we recognized in preceding years, but were not distributed in such years, and on which we paid no U.S. federal income tax.

We generally intend to make quarterly distributions and to distribute, out of assets legally available for distribution, substantially all of our available earnings, as determined by the Board in its sole discretion and in accordance with RIC requirements.

The following table summarizes distributions declared from inception through December 31, 2021:

Declaration Date	Record Date	Payment Date	Per Share Amount
May 7, 2020	May 29, 2020	June 5, 2020	\$ 0.22
August 10, 2020	August 21, 2020	September 4, 2020	0.27
November 9, 2020	November 20, 2020	December 4, 2020	0.27
December 22, 2020	December 30, 2020	January 15, 2021	0.27
March 23, 2021	March 31, 2021	April 16, 2021	0.28
June 15, 2021	June 30, 2021	July 15, 2021	0.29
September 13, 2021	September 30, 2021	October 15, 2021	0.33
December 16, 2021	December 31, 2021	January 14, 2022	0.36
		Total	\$ 2.29

Distribution Reinvestment Plan

We have adopted an “opt out” distribution reinvestment plan for our stockholders. As a result, if we declare a dividend, then stockholders’ cash distributions will be automatically reinvested in additional shares of our common stock, unless they specifically “opt out” of the distribution reinvestment plan so as to receive cash distributions. Stockholders who receive distributions in the form of shares of our common stock generally are subject to the same U.S. federal income tax consequences as are stockholders who elect to receive their distributions in cash.

Sales of Unregistered Securities

During the years ended December 31, 2021 and 2020, we issued a total of 281,149 shares and 271,414 shares, respectively, of our common stock pursuant to our distribution reinvestment plan. On January 14, 2022, we issued

59,534 shares of our common stock pursuant to our distribution reinvestment plan, which related to the dividend declared on December 16, 2021. These issuances were not subject to the registration requirements of the Securities Act. The aggregate value of the shares of our common stock issued pursuant to our distribution reinvestment plan during the years ended December 31, 2021 and 2020, was approximately \$4.1 million and \$3.4 million, respectively, and the aggregate value of the shares of our common stock issued pursuant to our distribution reinvestment plan on January 14, 2022 was approximately \$1.1 million.

Issuer Purchases of Equity Securities

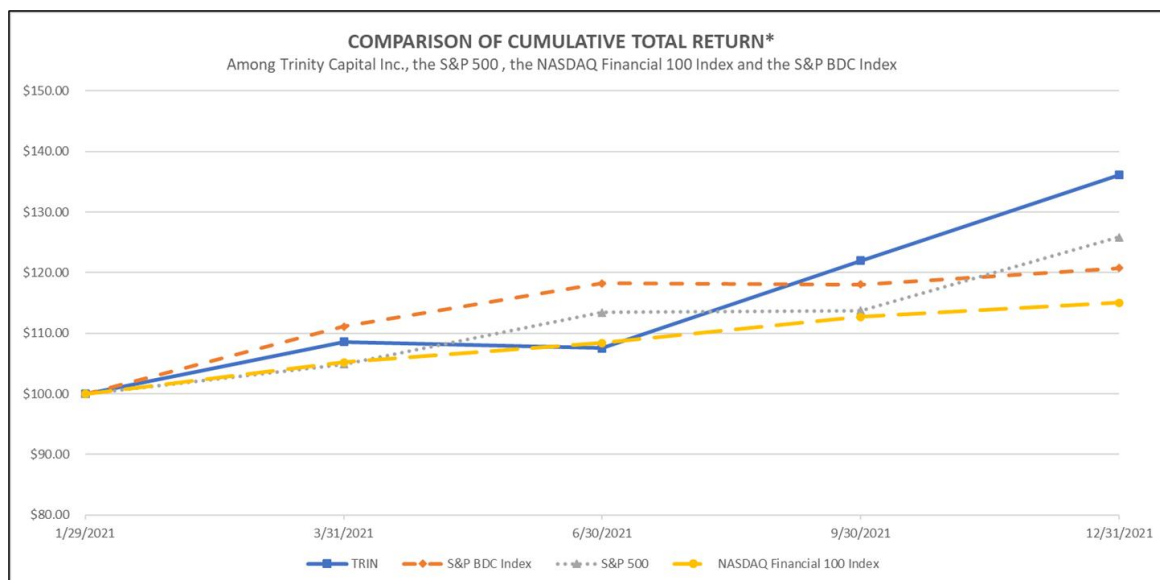
We did not repurchase any of our equity securities during the fiscal year ended December 31, 2021.

Equity Compensation Plan Information

See “Item 10. Executive Compensation” and “Item 12. Security Ownership of Certain Beneficial Owners and Management and Related Stockholder Matters.”

Performance Graph

The following stock performance graph compares the cumulative stockholder return of an investment in our common stock, the NASDAQ Financial 100 Index, the S&P 500 and the S&P BDC Index. The graph measures total shareholder return, which takes into account both changes in stock price and distributions. It assumes that distributions paid are reinvested in like securities prior to any tax effect.



* Assumes \$100 invested on 1/29/2021 (first date our common stock began trading on the Nasdaq Global Select Market) in each of our common stock, the NASDAQ Financial 100 Index, the S&P 500, and the S&P BDC Index, including reinvestment of dividends.

The stock price performance included in the above performance graph is based on historical data and is not necessarily indicative of future stock performance. The performance graph and other information furnished under Part II, Item 5 of this Form 10-K shall not be deemed to be “soliciting material” or to be “filed” with the SEC or subject to Regulation 14A or 14C, or to the liabilities of Section 18 of the Exchange Act.

Item 6. [Reserved]

Item 7. Management’s Discussion and Analysis of Financial Condition and Results of Operations

The following discussion and analysis of our financial condition and results of operations should be read together with the consolidated financial statements and the related notes that are included in Item 8 of Part II of this annual report on Form 10-K. This discussion contains forward-looking statements based upon current expectations that involve risks and uncertainties. Our actual results may differ materially from those anticipated in these forward-looking statements as a result of various factors, including those set forth under the section entitled “Risk Factors.” Please also see the section entitled “Cautionary Note Regarding Forward-Looking Statements.”

Overview

We are a specialty lending company providing debt, including loans and equipment financings, to growth stage companies, including venture-backed companies and companies with institutional equity investors. We are an internally managed, closed-end, non-diversified management investment company that has elected to be regulated as a business development company (“BDC”) under the Investment Company Act of 1940, as amended (the “1940 Act”). We have also elected to be treated as, and intend to qualify annually as, a regulated investment company (“RIC”) under Subchapter M of the Internal Revenue Code of 1986, as amended (the “Code”), for U.S. federal income tax purposes. As a BDC and a RIC, we are required to comply with certain regulatory requirements.

Our investment objective is to generate current income and, to a lesser extent, capital appreciation through our investments. We seek to achieve our investment objective by making investments consisting primarily of term loans and equipment financings and, to a lesser extent, working capital loans, equity and equity-related investments. In addition, we may obtain warrants or contingent exit fees at funding from many of our portfolio companies, providing an additional potential source of investment returns. We generally are required to invest at least 70% of our total assets in qualifying assets in accordance with the 1940 Act but may invest up to 30% of our total assets in non-qualifying assets, as permitted by the 1940 Act.

We target investments in growth stage companies, which are typically private companies, including venture-backed companies and companies with institutional equity investors. We define “growth stage companies” as companies that have significant ownership and active participation by sponsors, such as institutional investors or private equity firms, and expected annual revenues of up to \$100.0 million. Subject to the requirements of the 1940 Act, we are not limited to investing in any particular industry or geographic area and seek to invest in under-financed segments of the private credit markets.

Our loans and equipment financings may have initial interest-only periods of up to 24 months and generally fully amortize over a total term of up to 60 months. These investments are typically secured by a blanket first position lien, a specific asset lien on mission critical assets and/or a blanket second position lien. We may also make direct equity and equity-related investments in conjunction with our debt investments. We target growth stage companies that have recently issued equity to raise cash to offset potential cash flow needs related to projected growth, have achieved positive cash flow to cover debt service, or have institutional investors committed to providing additional funding. A loan or equipment financing may be structured to tie the amortization of the loan or equipment financing to the portfolio company’s projected cash balances while cash is still available for operations. As such, the loan or equipment financing may have a reduced risk of default. We believe that the amortizing nature of our investments will mitigate risk and significantly reduce the risk of our investments over a relatively short period. We focus on protecting and recovering principal in each investment and structure our investments to provide downside protection.

Our History

Trinity Capital Inc. was incorporated under the general corporation laws of the State of Maryland on August 12, 2019 and commenced operations on January 16, 2020. Prior to January 16, 2020, we had no operations, except for matters relating to our formation and organization as a BDC.

On January 16, 2020, through a series of transactions (the “Formation Transactions”), we acquired Trinity Capital Investment, LLC, Trinity Capital Fund II, L.P. (“Fund II”), Trinity Capital Fund III, L.P., Trinity Capital Fund IV, L.P.

and Trinity Sidecar Income Fund, L.P. (collectively, the “Legacy Funds”) and all of their respective assets (the “Legacy Assets”), including their respective investment portfolios (the “Legacy Portfolio”), as well as Trinity Capital Holdings, LLC (“Trinity Capital Holdings”), a holding company whose subsidiaries managed and/or had the right to receive fees from certain of the Legacy Funds. In order to complete these transactions we used a portion of the proceeds from our private equity offering and private debt offering that occurred on January 16, 2020 (refer to "Item 8. Consolidated Financial Statements and Supplementary Data - Note 1. Organization and Basis of Presentation" for further discussion of these transactions).

The Legacy Funds were merged with and into the Company, and we issued 9,183,185 shares of our common stock for an aggregate amount of approximately \$137.7 million and paid approximately \$108.7 million in cash to the Legacy Funds’ investors, which included the general partners, managers, or managing members of the Legacy Funds (the “Legacy Investors”), to acquire the Legacy Funds and all of their respective assets, including the Legacy Portfolio. Our senior management team, led by Steven L. Brown, comprises the majority of the senior management team that managed the Legacy Funds and sourced the Legacy Portfolio.

As part of the Formation Transactions, we also acquired 100% of the equity interests of Trinity Capital Holdings for an aggregate purchase price of \$10.0 million, which was comprised of 533,332 shares of our common stock, totaling approximately \$8.0 million, and approximately \$2.0 million in cash. In connection with the acquisition of such equity interests, the Company also assumed a \$3.5 million severance related liability with respect to a former member of certain general partners of certain Legacy Funds. In connection with the acquisition of Trinity Capital Holdings, approximately \$13.5 million (consisting of the aggregate purchase price and severance related liability assumed) was expensed to Costs related to the acquisition of Trinity Capital Holdings and Legacy Funds in the Consolidated Statements of Operations. As a result of the Formation Transactions, Trinity Capital Holdings became a wholly owned subsidiary of the Company.

On February 2, 2021, we completed our initial public offering of 8,006,291 shares of our common stock at a price of \$14.00 per share, inclusive of the underwriters’ option to purchase additional shares, which was exercised in full. Our common stock began trading on the Nasdaq Global Select Market on January 29, 2021 under the symbol “TRIN.” Proceeds from this offering were primarily used to pay down a portion of our existing indebtedness outstanding under the Credit Suisse Credit Facility.

Critical Accounting Policies

The Company’s financial statements are prepared in accordance with generally accepted accounting principles in the United States of America (“GAAP”) and pursuant to Regulation S-X under the Securities Act of 1933, as amended (the “Securities Act”). The Company follows accounting and reporting guidance as determined by the Financial Accounting Standards Board (“FASB”), in FASB Accounting Standards Codification (“ASC”) 946, *Financial Services — Investment Companies*.

The preparation of our financial statements in accordance with GAAP requires us to make estimates and assumptions that affect the reported amounts of assets, liabilities, revenues and expenses. Changes in the economic environment, financial markets and any other parameters used in determining such estimates could cause actual results to differ materially. Valuation of investments, income recognition, realized / unrealized gains or losses and U.S. federal income taxes are considered to be our critical accounting policies and estimates. For additional information, please refer to “Note 2 - Summary of Significant Accounting Policies” in the notes to the consolidated financial statements included with this annual report on Form 10-K.

Valuation of Investments

The most significant estimate inherent in the preparation of the Company’s consolidated financial statements is the valuation of investments and the related amounts of unrealized appreciation and depreciation of investments recorded. The Company’s investments are carried at fair value in accordance with the 1940 Act and ASC 946 and measured in accordance with ASC 820, *Fair Value Measurements and Disclosures* (“ASC 820”). ASC 820 defines fair value, establishes a framework for measuring fair value, establishes a fair value hierarchy based on the observability of inputs used to measure fair value, and provides disclosure requirements for fair value measurements. ASC 820 requires the

Company to assume that each of the portfolio investments is sold in a hypothetical transaction in the principal or, as applicable, most advantageous market using market participant assumptions as of the measurement date. Market participants are defined as buyers and sellers in the principal market that are independent, knowledgeable and willing and able to transact. The Company values its investments at fair value as determined in good faith pursuant to a consistent valuation policy by the Company's Board of Directors (the "Board") in accordance with the provisions of ASC 820 and the 1940 Act.

While the Board is ultimately and solely responsible for determining the fair value of the Company's investments, the Company has engaged independent valuation firms to provide the Company with valuation assistance with respect to its investments. The Company engages independent valuation firms on a discretionary basis. Specifically, on a quarterly basis, the Company will identify portfolio investments with respect to which an independent valuation firm will assist in valuing such investments. The Company selects these portfolio investments based on a number of factors, including, but not limited to, the potential for material fluctuations in valuation results, size, credit quality and the time lapse since the last valuation of the portfolio investment by an independent valuation firm.

Investments recorded on our Consolidated Statements of Assets and Liabilities are categorized based on the inputs to the valuation techniques as follows:

- Level 1 — Investments whose values are based on unadjusted quoted prices for identical assets in an active market that the Company has the ability to access (examples include investments in active exchange-traded equity securities and investments in most U.S. government and agency securities).
- Level 2 — Investments whose values are based on quoted prices in markets that are not active or model inputs that are observable either directly or indirectly for substantially the full term of the investment.
- Level 3 — Investments whose values are based on prices or valuation techniques that require inputs that are both unobservable and significant to the overall fair value measurement (for example, investments in illiquid securities issued by privately held companies). These inputs reflect management's own assumptions about the assumptions a market participant would use in pricing the investment.

Given the nature of lending to venture capital-backed growth stage companies, substantially all of the Company's investments in these portfolio companies are considered Level 3 assets under ASC 820 because there is no known or accessible market or market indexes for these investment securities to be traded or exchanged. Transfers between levels, if any, are recognized at the beginning of the period in which the transfers occur. The Company uses an internally developed portfolio investment rating system in connection with its investment oversight, portfolio management and analysis and investment valuation procedures. This system takes into account both quantitative and qualitative factors of the portfolio companies. Due to the inherent uncertainty of determining the fair value of investments that do not have a readily available market value, the fair value of the Company's investments may fluctuate from period to period. Because of the inherent uncertainty of valuation, these estimated values may differ significantly from the values that would have been reported had a ready market for the investments existed, and it is reasonably possible that the difference could be material.

Fair value estimates are made at discrete points in time based on relevant information. These estimates may be subjective in nature and involve uncertainties and matters of significant judgment and, therefore, cannot be determined with precision. The carrying amounts of the Company's financial instruments, consisting of cash, investments, receivables, payables and other liabilities approximate the fair values of such items due to the short-term nature of these instruments.

Income Recognition

Interest Income

We generate revenues primarily in the form of investment income from the investments we hold, generally in the form of interest income from our debt securities. Investment income represents interest income recognized as earned in

accordance with the contractual terms of the loan agreement. Interest income from payment-in-kind (“PIK”) represents contractually deferred interest added to the loan balance recorded on an accrual basis to the extent such amounts are expected to be collected.

The Company recognizes interest income on an accrual basis and recognizes it as earned in accordance with the contractual terms of the loan agreement to the extent that such amounts are expected to be collected. Original issue discount (“OID”) initially includes the estimated fair value of detachable warrants obtained in conjunction with the origination of debt securities, and is accreted into interest income over the term of the loan as a yield enhancement based on the effective yield method. In addition, the Company may also be entitled to an end-of-term (“EOT”) fee. EOT fees related to debt investments to be paid at the termination of the financing arrangements are accreted into interest income over the contractual life of the debt based on the effective yield method. As of December 31, 2021 and 2020, the Company had an EOT payment receivable of approximately \$46.7 million and \$37.9 million, respectively, which is included as a component of the cost basis of the Company’s current debt securities. When a portfolio company pre-pays their indebtedness prior to the scheduled maturity date, then the acceleration of the unaccreted OID and EOT is recognized as interest income.

Income related to application or origination payments, including facility commitment fees, net of related expenses, and generally collected in advance, are amortized into interest income over the contractual life of the loan. The Company recognizes nonrecurring fees and additional OID and EOT received in consideration for contract modifications commencing in the quarter relating to the specific modification.

Fee Income

The Company recognizes one-time fee income, including, but not limited to, structuring fees, prepayment penalties, late-payment fees, and exit fees related to a change in ownership of the portfolio company, as other income when earned. These fees are generally earned when the portfolio company enters into an equipment financing arrangement or pays off their outstanding indebtedness prior to the scheduled maturity.

Portfolio Composition and Investment Activity

Portfolio Composition

Through the Formation Transactions, we acquired the Legacy Assets, including the Legacy Portfolio, from the Legacy Funds, as well as Trinity Capital Holdings. The Legacy Portfolio became our investment portfolio. As of December 31, 2021, our investment portfolio had an aggregate fair value of approximately \$873.5 million and was comprised of approximately \$551.9 million in secured loans, \$184.1 million in equipment financings, and \$137.5 million in equity and warrants, across 94 portfolio companies. As of December 31, 2020, our investment portfolio had an aggregate fair value of approximately \$493.7 million and was comprised of approximately \$320.7 million in secured loans, \$122.5 million in equipment financings, and \$50.5 million in equity and equity-related investments, including warrants, across 80 portfolio companies.

A summary of the composition of our investment portfolio at cost and fair value as a percentage of total investments are shown in following table:

Type	December 31, 2021		December 31, 2020	
	Cost	Fair Value	Cost	Fair Value
Secured Loans	69.8%	63.2%	65.1%	65.0%
Equipment Financings	23.0%	21.1%	24.7%	24.8%
Equity	5.3%	11.5%	6.6%	6.6%
Warrants	1.9%	4.2%	3.6%	3.6%
Total	100.0%	100.0%	100.0%	100.0%

The following table shows the composition of our investment portfolio by geographic region at cost and fair value as a percentage of total investments. The geographic composition is determined by the location of the corporate headquarters of the portfolio company.

Geographic Region	December 31, 2021		December 31, 2020	
	Cost	Fair Value	Cost	Fair Value
United States				
West	46.5%	50.7%	49.6%	48.8%
Northeast	26.4%	24.5%	26.4%	25.9%
Mountain	8.2%	8.1%	6.8%	6.9%
South	7.6%	7.0%	0.1%	0.4%
Midwest	3.7%	2.7%	9.5%	8.9%
Southeast	0.1%	0.1%	2.2%	3.6%
Canada	7.5%	6.9%	5.4%	5.5%
Total	100.0%	100.0%	100.0%	100.0%

Set forth below is a table showing the industry composition of our investment portfolio at cost and fair value as a percentage of total investments:

Industry	December 31, 2021		December 31, 2020	
	Cost	Fair Value	Cost	Fair Value
Manufacturing	21.1%	25.4%	20.8%	20.2%
Professional, Scientific, and Technical Services	17.6%	18.5%	15.6%	16.0%
Information	12.7%	12.3%	6.4%	6.2%
Finance and Insurance	7.8%	7.5%	7.0%	7.2%
Health Care and Social Assistance	6.3%	5.1%	2.9%	2.3%
Real Estate	5.1%	4.7%	3.5%	3.5%
Retail Trade	5.0%	4.5%	15.7%	15.4%
Rental and Leasing Services	4.1%	3.8%	5.8%	5.9%
Space Research and Technology	3.8%	3.5%	0.0%	0.0%
Administrative and Support and Waste Management and Remediation Services	3.7%	3.4%	0.5%	0.5%
Management of Companies and Enterprises	2.8%	2.6%	0.0%	0.0%
Utilities	2.6%	2.3%	5.4%	5.5%
Educational Services	2.3%	2.2%	1.9%	2.0%
Agriculture, Forestry, Fishing and Hunting	1.5%	1.5%	4.2%	4.2%
Wholesale Trade	1.2%	1.1%	4.8%	4.8%
Construction	1.7%	1.0%	2.0%	1.4%
Pharmaceutical	0.7%	0.6%	3.5%	4.9%
Total	100.0%	100.0%	100.0%	100.0%

As of December 31, 2021 and 2020, our debt investments had a weighted average time to maturity of approximately 3.4 years and 3.0 years, respectively. Additional information regarding our portfolio is set forth in the Consolidated Schedule of Investments and the related notes thereto included with this Annual Report on Form 10-K.

Concentrations of Credit Risk

Credit risk is the risk of default or non-performance by portfolio companies, equivalent to the investment's carrying amount. Industry and sector concentrations will vary from period to period based on portfolio activity.

As of December 31, 2021 and December 31, 2020, the Company's ten largest portfolio companies represented approximately 36.1% and 42.5%, respectively, of the total fair value of the Company's investments in portfolio

companies. As of December 31, 2021 and December 31, 2020, the Company had nine and 14 portfolio companies that represented 5% or more of the Company's net assets, respectively.

Investment Activity

During the year ended December 31, 2021, we invested approximately \$395.3 million in 33 new portfolio companies and approximately \$163.0 million in 24 existing portfolio companies, excluding deferred fees. During the year ended December 31, 2021, we received an aggregate of approximately \$290.2 million in proceeds from repayments of our debt investments, including proceeds of approximately \$190.1 million from early debt repayments.

During the year ended December 31, 2020, in addition to \$417.0 million in investments we acquired in connection with the Formation Transactions, we invested approximately \$144.3 million in 18 new portfolio companies and approximately \$95.7 million in 18 existing portfolio companies. During the year ended December 31, 2020, we received an aggregate of approximately \$160.9 million in proceeds from repayments of our investments, including proceeds of approximately \$108.8 million from early repayments.

The following table provides a summary of the changes in the investment portfolio at fair value (in thousands):

	Year Ended December 31, 2021	Year Ended December 31, 2020
Beginning Portfolio, at fair value	\$ 493,651	\$ —
Formation Transactions acquisitions	—	417,023
Purchases, net of deferred fees	554,832	238,564
Non-cash conversion	916	1,263
Proceeds from Paydowns and Sales	(74,278)	(52,111)
Proceeds from early debt repayments	(215,894)	(108,790)
Accretion of OID and EOT payments	21,238	11,788
Net realized gain/(loss)	12,708	(9,403)
Third party participation ⁽¹⁾	(283)	283
Change in unrealized appreciation/(depreciation)	80,580	(4,966)
Ending Portfolio, at fair value	\$ 873,470	\$ 493,651

⁽¹⁾ Certain third parties had rights to 17,485 shares of Ology Bioservices common stock at a fair value of approximately \$0.6 million as of December 31, 2020. During March 2021, these shares were reissued by Ology Bioservices directly to the third parties and the corresponding liability was removed from the Consolidated Statement of Assets and Liabilities. The activity related to these shares and the related liability is recorded against unrealized appreciation/(depreciation).

The level of our investment activity can vary substantially from period to period depending on many factors, including the amount of debt, including loans and equipment financings, and equity capital required by growth stage companies, the general economic environment and market conditions and the competitive environment for the types of investments we make.

Portfolio Asset Quality

Our portfolio management team uses an ongoing investment risk rating system to characterize and monitor our outstanding loans and equipment financings. Our portfolio management team monitors and, when appropriate,

recommends changes to the investment risk ratings. Our Investment Committee reviews the recommendations and/or changes to the investment risk ratings, which are submitted on a quarterly basis to the Board and its Audit Committee.

For our investment risk rating system, we review seven different criteria and, based on our review of such criteria, we assign a risk rating on a scale of 1 to 5, as set forth in the following illustration.



The following table shows the distribution of our loan and equipment financing investments on the 1 to 5 investment risk rating scale range at fair value as of December 31, 2021 and 2020 (dollars in thousands):

Investment Risk Rating Scale Range	Designation	December 31, 2021		December 31, 2020	
		Investments at Fair Value	Percentage of Total Portfolio	Investments at Fair Value	Percentage of Total Portfolio
4.0 - 5.0	Very Strong Performance	\$ 84,785	11.5%	\$ 92,519	20.9%
3.0 - 3.9	Strong Performance	236,466	32.1%	212,969	48.0%
2.0 - 2.9	Performing	396,846	53.9%	116,895	26.4%
1.6 - 1.9	Watch	13,427	1.8%	19,230	4.3%
1.0 - 1.5	Default/Workout	4,444	0.6%	1,606	0.4%
Total		\$ 735,968	100.0%	\$ 443,219	100.0%

As of December 31, 2021 and 2020, our loan and equipment financing investments had a weighted average risk rating score of 3.0 and 3.2, respectively.

Debt Investments on Non-Accrual Status

When a debt security becomes 90 days or more past due, or if our management otherwise does not expect that principal, interest, and other obligations due will be collected in full, we will generally place the debt security on non-accrual status and cease recognizing interest income on that debt security until all principal and interest due has been paid or we believe the borrower has demonstrated the ability to repay its current and future contractual obligations. Any uncollected interest is reversed from income in the period that collection of the interest receivable is determined to be doubtful. However, we may make exceptions to this policy if the investment has sufficient collateral value and is in the process of collection.

As of December 31, 2021, loans to two portfolio companies were on non-accrual status with a total cost of approximately \$12.9 million, and a total fair market value of approximately \$5.1 million, or 0.7%, of the fair value of the Company's debt investment portfolio.

As of December 31, 2020, loans to three portfolio companies were on non-accrual status with a total cost of approximately \$3.4 million, and a total fair market value of approximately \$2.2 million, or 0.5%, of the fair value of the Company's debt investment portfolio.

Results of Operations

The following discussion and analysis of our results of operations encompasses our consolidated results for the years ended December 31, 2021 and 2020. We were formed on August 12, 2019 and commenced operations on January 16, 2020. Prior to January 16, 2020, we had no operations, except for matters relating to our formation and organization as a BDC.

Investment Income

The following table sets forth the components of investment income (in thousands):

	Year Ended December 31, 2021	Year Ended December 31, 2020
Stated interest income	\$ 54,492	\$ 38,179
Amortization of original issue discount	15,514	10,750
Acceleration of amortization of original issue discount	6,621	2,326
Prepayment penalty and related fees	2,564	2,032
Other fee income	3,001	1,677
Total investment income	<u>\$ 82,192</u>	<u>\$ 54,964</u>

For the year ended December 31, 2021, total investment income was approximately \$82.2 million, which represents an approximate effective yield of 15.4% on the average investments during such period. For the year ended December 31, 2020, total investment income was approximately \$55.0 million, which represents an approximate effective yield of 14.0% on the average investments during such period. The increase in investment income for the year ended December 31, 2021 is due to higher stated interest income and amortization of OID and EOT based on an increased principal value of income producing debt investments and increased non-recurring fee income, which can fluctuate based on investment activity and early repayment activity.

Operating Expenses

Our operating expenses are comprised of interest and fees on our borrowings, employee compensation and benefits, professional fees and general and administrative expenses, which are further discussed below. Our operating expenses totaled approximately \$43.2 million and \$31.6 million for the years ended December 31, 2021 and 2020, respectively.

Interest Expense and Other Debt Financing Costs

Interest expense and other debt financing costs on our borrowings totaled approximately \$20.4 million and \$16.8 million for the years ended December 31, 2021 and 2020, respectively. These costs are primarily comprised of interest and fees related to the Credit Suisse Credit Facility, the KeyBank Credit Facility (together, the "Credit Facilities"), the 2025 Notes, the August 2026 Notes, the December 2026 Notes and the Convertible Notes. Our weighted average effective interest rate, comprised of interest and amortization of fees and discount was approximately 7.1% and 6.6% for the years ended 2021 and 2020, respectively. The increase in interest expense for the year ended December 31, 2021 was primarily due to the issuance of the August 2026 Notes in August 2021, the issuance of the December 2026 Notes in December 2021, and the borrowings under the KeyBank Credit Facility partially offset by paydowns of borrowings under the Credit Suisse Credit Facility.

Employee Compensation and Benefits

Employee compensation and benefits totaled approximately \$15.5 million and \$10.4 million for the years ended December 31, 2021 and 2020, respectively. The increase in employee compensation related expenses relates primarily to

an increased number of employees, higher bonus accrual, as well as non-cash restricted stock compensation. As of the years ended December 31, 2021 and 2020, the Company had 41 and 34 employees, respectively.

The Board and the Company's stockholders have adopted and approved the (i) 2019 Trinity Capital Inc., Long-Term Incentive Plan (the "2019 Long Term Incentive Plan"); and (ii) Trinity Capital Inc. 2019 Non-Employee Director Restricted Stock Plan (the "2019 Restricted Stock Plan"), with each plan becoming effective on June 17, 2021. During the year ended December 31, 2021, the Company granted 581,300 shares of restricted stock of the 3.6 million authorized under the 2019 Long Term Incentive Plan and retired 8,319 shares under the plan. During the year ended December 31, 2021, the Company granted 12,132 shares of restricted stock of the 60,000 authorized under the 2019 Restricted Stock Plan. See "Note 8 – Equity Incentive Plans" in the Notes to Consolidated Financial Statements.

Professional Fees Expenses

Professional fees expenses, consisting of legal fees, accounting fees, third-party valuation fees, and talent acquisition fees were approximately \$2.7 million and \$2.3 million for the years ended December 31, 2021 and 2020, respectively.

General and Administrative Expenses

General and administrative expenses include insurance premiums, rent, taxes and various other expenses related to our ongoing operations. Our general and administrative expenses totaled approximately \$4.6 million and \$2.1 million for the years ended December 31, 2021 and 2020, respectively. The increase in general and administrative expenses for the year ended December 31, 2021 is primarily due to higher D&O insurance premiums as well as increased rent related to our new Phoenix headquarters.

Net Investment Income

Net investment income for the year ended December 31, 2021 increased 67.0% to \$39.0 million, or \$1.50 per share, compared to net investment income of \$23.4 million, or \$1.29 per share, for the year ended December 31, 2020. The increase in net investment income was principally attributable to the increase in total investment income, partially offset by higher operating expenses, both as discussed above. The increase in net investment income per share reflects these changes, as well as the 44.0% increase in weighted average shares outstanding to 26.0 million for the year ended December 31, 2021, primarily due to shares issued pursuant to our IPO, shares issued pursuant to our equity incentive plans, shares issued pursuant to our distribution reinvestment plan and shares issued through the ATM Program (as defined in "Financial Condition, Liquidity and Capital Resources" below).

Net Realized Gains and Losses

Realized gains or losses are measured by the difference between the net proceeds from the sale or redemption of an investment or a financial instrument and the cost basis of the investment or financial instrument, without regard to unrealized appreciation or depreciation previously recognized, and includes investments written-off during the period. For the year ended December 31, 2021, we realized net gains on investments of approximately \$12.7 million primarily related to the exit of several equity and warrant positions. For the year ended December 31, 2020, we realized net losses on investments of approximately \$9.4 million primarily related to the exit of two loans during the year.

The net realized gains (losses) from the sales, repayments, or exits of investments were comprised of the following (in thousands):

	Year Ended December 31, 2021	Year Ended December 31, 2020
Net realized gain (loss) on investments:		
Gross realized gains	\$ 16,514	\$ 1,350
Gross realized losses	(3,806)	(10,753)
Total net realized gains/(losses) on investments	<u>\$ 12,708</u>	<u>\$ (9,403)</u>

Net Change in Unrealized Appreciation/(Depreciation) from Investments

Net change in unrealized appreciation/(depreciation) from investments primarily reflects the net change in the fair value of the investment portfolio and financial instruments and the reclassification of any prior period unrealized appreciation or depreciation on exited investments and financial instruments to realized gains or losses.

Net unrealized appreciation and depreciation on investments is comprised of the following (in thousands):

	Year Ended December 31, 2021	Year Ended December 31, 2020
Gross unrealized appreciation	\$ 105,576	\$ 15,162
Gross unrealized depreciation	(22,783)	(19,845)
Third party participation ⁽¹⁾	283	(283)
Net unrealized appreciation/depreciation reclassified related to net realized gains or losses ⁽²⁾	(2,496)	—
Total net unrealized gains (losses) on investments	<u>\$ 80,580</u>	<u>\$ (4,966)</u>

- (1) Certain third parties had rights to 17,485 shares of Ology Bioservices common stock at a fair value of approximately \$0.6 million as of December 31, 2020. During March 2021, these shares were reissued by Ology Bioservices directly to the third parties and the corresponding liability was removed from the Consolidated Statement of Assets and Liabilities. The activity related to these shares and the related liability is recorded against unrealized appreciation (depreciation).
- (2) Investments were recorded at their fair values in the Formation Transactions on January 16, 2020, therefore no reclassification of unrealized appreciation (depreciation) was recorded during the year ended December 31, 2020.

During the year ended December 31, 2021, we recorded unrealized appreciation of \$80.6 million which was primarily from the net unrealized appreciation of approximately \$61.8 million from our equity investments, including warrants exercised during the period, and net unrealized appreciation of \$19.1 million from our warrant investments, excluding those exercised during the period, partially offset by net unrealized depreciation from our debt investments.

During the year ended December 30, 2020, we recorded unrealized depreciation of \$5.0 million. The unrealized depreciation was primarily from the net unrealized depreciation of \$4.3 million on our debt investments coupled with unrealized depreciation from our warrant and equity investments.

Net Change in Net Assets Resulting from Operations

Net change in net assets resulting from operations totaled approximately \$132.3 million, or \$5.09 per share, and approximately (\$6.1) million, or (\$0.34) per share, for the years ended December 31, 2021 and 2020, respectively. The increase in net assets from operations for the year ended December 31, 2021 compared to the prior year was primarily due to appreciation of the investment portfolio primarily driven by the valuation increases of certain investments held in companies that went public as well as the increase in net investment income as described above.

Financial Condition, Liquidity and Capital Resources

Our liquidity and capital resources are generated primarily from the net proceeds of public and private offerings of our equity and debt securities, borrowings under the Credit Facilities and cash flows from our operations, including investment sales and repayments, as well as income earned on investments and cash equivalents. Our primary use of our funds includes investments in portfolio companies, payments of interest on our outstanding debt, and payments of fees and other operating expenses we incur. We also expect to use our funds to pay distributions to our stockholders. We have used, and expect to continue to use, our borrowings, including under the Credit Facilities or any future credit facility, and proceeds from the turnover of our investment portfolio to finance our investment objectives and activities. See “—Recent Developments” for additional information.

For the year ended December 31, 2021, we experienced a net decrease in cash and cash equivalents in the amount of \$14.4 million, which is the net result of \$241.7 million of cash used in operating activities and \$1.2 million of cash used in investing activities partially offset by \$228.5 million of cash provided by financing activities. During the year ended December 31, 2020, we experienced a net increase in cash and cash equivalents in the amount of \$61.1 million, which is the net result of \$211.3 million of cash provided by financing activities partially offset by \$92.0 million of cash used in investing activities and \$58.2 million of cash from operating activities.

In January 2020, we completed the Private Common Stock Offering in reliance upon the available exemptions from the registration requirements of the Securities Act, pursuant to which we issued and sold 8,333,333 shares of our common stock for aggregate gross proceeds of approximately \$125.0 million. A portion of the proceeds of the Private Common Stock Offering were used to complete the Formation Transactions and repay a portion of the outstanding borrowings under the Credit Suisse Credit Facility.

In January 2020, concurrent with the completion of the Private Common Stock Offering, we completed the 144A Note Offering in reliance upon the available exemptions from the registration requirements of the Securities Act, pursuant to which we issued and sold \$125.0 million in aggregate principal amount of the unsecured 2025 Notes that mature on January 16, 2025, unless repurchased or redeemed in accordance with their terms prior to such date and bear interest at a fixed rate of 7.00% per year, payable quarterly on March 15, June 15, September 15 and December 15 of each year. A portion of the proceeds of the 144A Note Offering were used to complete the Formation Transactions and repay a portion of the outstanding borrowings under the Credit Suisse Credit Facility. Aggregate estimated offering expenses in connection with the transaction, including the fees and commissions, were approximately \$4.8 million. As of December 31, 2021 and 2020, we had \$125.0 million in aggregate principal amount of 2025 Notes outstanding.

In December 2020, we issued \$50.0 million in aggregate principal amount of the Convertible Notes. The sale generated net proceeds of \$47.0 million, including \$1.7 million of debt issuance costs and \$1.3 million of original issue discount. The Convertible Notes bear interest at a rate of 6.00% per year, payable semiannually in arrears on May 1 and November 1, of each year. The Convertible Notes mature on December 11, 2025, unless earlier converted by noteholders or purchased by the Company at the noteholders option upon the occurrence of a fundamental change, as defined in the indenture governing the Convertible Notes. As of December 31, 2021 and 2020, we had \$50.0 million in aggregate principal amount of Convertible Notes outstanding.

In August 2021, we issued \$125.0 million in aggregate principal amount of the August 2026 Notes. The sale generated net proceeds of \$122.4 million, including \$2.6 million of debt issuance costs. The August 2026 Notes mature on August 24, 2026, unless repurchased or redeemed in accordance with their terms prior to such date, and bear interest at a fixed rate of 4.375% per year, payable semiannually in arrears on February 15 and August 15 of each year. As of December 31, 2021, we had \$125.0 million in aggregate principal amount of August 2026 Notes outstanding.

In December 2021, we issued \$75.0 million in aggregate principal amount of the December 2026 Notes. The sale generated net proceeds of \$73.2 million, including \$1.8 million of debt issuance costs. The December 2026 Notes mature on December 31, 2026, unless repurchased or redeemed in accordance with their terms prior to such date, and bear interest at a fixed rate of 4.25% per year, payable semiannually in arrears on March 15 and September 15 of each year. As of December 31, 2021, we had \$75.0 million in aggregate principal amount of December 2026 Notes outstanding.

On January 29, 2021, our common stock began trading on the Nasdaq Global Select Market under the symbol “TRIN.” On February 2, 2021, we completed our initial public offering of 8,006,291 shares of common stock at a price of \$14.00 per share, inclusive of the underwriters’ option to purchase additional shares, which was exercised in full. Proceeds from this offering were primarily used to pay down a portion of our existing indebtedness outstanding under the Credit Suisse Credit Facility.

On November 9, 2021, we entered into an open market sale agreement with a sales agent, pursuant to which we may issue and sell, from time to time, up to \$50 million in aggregate offering price of shares of our common stock by any method permitted by law and deemed to be part of an “at-the-market” offering (as defined in Rule 415 under the Securities Act) (the “ATM Program”). During the year ended December 31, 2021, we issued and sold 35,714 shares of our common stock at a weighted-average price of \$16.55 per share and raised \$0.6 million of net proceeds under the ATM Program after deducting commissions to the sales agent on the shares sold. As of December 31, 2021, common stock with an aggregate offering price of \$49.4 million remained available for issuance and sale under the ATM Program.

As of December 31, 2021 and 2020, we had cash, cash equivalents and restricted cash of \$46.7 million and \$61.1 million, respectively, of which \$43.4 and \$60.3 million, respectively, is held in the Goldman Sachs Financial Square Government Institutional Fund. Cash held in demand deposit accounts may exceed the Federal Deposit Insurance Corporation (“FDIC”) insured limit and therefore is subject to credit risk. All of the Company’s cash deposits are held at large established high credit quality financial institutions, and management believes that the risk of loss associated with any uninsured balances is remote. As of December 31, 2021 and 2020, restricted cash consisted of approximately \$15.1 million and \$15.7 million, respectively, related to the Credit Suisse Credit Facility covenants, and an additional amount of approximately \$0.7 million at December 31, 2020 was held in escrow related to the payout of a severance related liability assumed as part of the Formation Transactions with respect to a former member of certain general partners of certain Legacy Funds.

On January 16, 2020, in connection with the Formation Transactions, we became a party to, and assumed, the Credit Suisse Credit Facility through our wholly owned subsidiary, Trinity Funding 1, LLC. The Credit Suisse Credit Facility matured on January 8, 2022 in accordance with its terms and all outstanding indebtedness thereunder was repaid. Under the Credit Suisse Credit Facility we had the ability to borrow up to an aggregate of \$300.0 million. Borrowings under the Credit Suisse Credit Facility were subject to floating interest rates based on LIBOR, and generally bore interest at a rate of the three-month LIBOR plus 3.25%. As of December 31, 2021 and 2020, we had approximately \$185.0 million and \$42.0 million, respectively, of available borrowings under the Credit Suisse Credit Facility, subject to its terms and regulatory requirements. As of December 31, 2021 and 2020, \$10.0 million and \$135.0 million, respectively, was outstanding under the Credit Suisse Credit Facility. During the year ended December 31, 2021 and 2020, we borrowed \$71.0 million and \$30.0 million, respectively, under the Credit Suisse Credit Facility and made repayments of \$196.0 million and \$85.0 million, respectively.

On October 26, 2021, we entered into the KeyBank Credit Facility. Under the KeyBank Credit Facility, we have the ability to borrow up to an aggregate of \$300.0 million through our wholly-owned subsidiary, TrinCap Funding, LLC. Borrowings under the KeyBank Credit Facility initially bear interest at a rate equal to the one-month LIBOR plus 3.25%, which interest rate may decrease to one-month LIBOR plus 2.85% upon the achievement of certain benchmarks, including criteria related to the number and composition of assets in the related collateral pool. The terms of the KeyBank Credit Facility provide for the replacement of LIBOR with SOFR no later than July 1, 2023 or the date that the FCA permanently or indefinitely ceases to provide LIBOR rates, if earlier. As of December 31, 2021, we had approximately \$38.1 million of available borrowings under the KeyBank Credit Facility, subject to its terms and regulatory requirements. As of December 31, 2021, \$81.0 million was outstanding under the KeyBank Credit Facility. During the year ended December 31, 2021 we borrowed \$106.0 million and made repayments of \$25.0 million under the KeyBank Credit Facility.

We may, from time to time, enter into additional credit facilities, increase the size of our existing KeyBank Credit Facility, or issue additional securities in private or public offerings. Any such incurrence or issuance would be subject to prevailing market conditions, our liquidity requirements, contractual and regulatory restrictions, and other factors. The Credit Suisse Credit Facility matured on January 8, 2022 in accordance with its terms and all outstanding indebtedness

thereunder was repaid. Certain of the investments pledged as collateral under that credit facility were subsequently pledged as collateral under the KeyBank Credit Facility, effectively increasing available borrowings under the Key Bank Credit Facility. Cash, cash equivalents and restricted cash, taken together with available borrowings under the two credit facilities as of December 31, 2021 are expected to be sufficient for our investing activities and to conduct our operations in the near term.

Refer to “Item 8. Financial Statements and Supplementary Data – Note 5 – Borrowings” included in the notes to our consolidated financial statements appearing elsewhere in this report for a discussion of our borrowings.

Asset Coverage Requirements

In accordance with the 1940 Act, with certain limited exceptions, we are only allowed to incur borrowings, issue debt securities or issue preferred stock, if immediately after the borrowing or issuance, the ratio of total assets (less total liabilities other than indebtedness) to total indebtedness plus preferred stock, is at least 150%. On September 27, 2019, the Board, including a “required majority” (as such term is defined in Section 57(o) of the 1940 Act) and our initial stockholder approved the application to us of the 150% minimum asset coverage ratio set forth in Section 61(a)(2) of the 1940 Act. As a result, effective September 28, 2019, the asset coverage ratio under the 1940 Act applicable to us decreased from 200% to 150%, permitting us to potentially borrow \$2 for investment purposes of every \$1 of investor equity. As of December 31, 2021, our asset coverage ratio was approximately 195.8% and our asset coverage ratio per unit was approximately \$1,958. As of December 31, 2020, our asset coverage ratio was approximately 177.0% and our asset coverage ratio per unit was approximately \$1,770.

Commitments and Off-Balance Sheet Arrangements

Other than contractual commitments with respect to our portfolio companies and other legal contingencies incurred in the normal course of our business, we do not have any off-balance sheet financings or liabilities as of December 31, 2021.

The Company’s commitments and contingencies consist primarily of unfunded commitments to extend credit in the form of loans to the Company’s portfolio companies. Generally, these unfunded contractual commitments are dependent upon the portfolio company reaching certain milestones before the debt commitment becomes available. Furthermore, the Company’s credit agreements with its portfolio companies generally contain customary lending provisions that allow the Company relief from funding obligations for previously made commitments in instances where the underlying portfolio company experiences materially adverse events that affect the financial condition or business outlook for the company. Since a portion of these commitments may expire without being withdrawn, unfunded contractual commitments do not necessarily represent future cash requirements. As such, the Company’s disclosure of unfunded contractual commitments includes only those which are available at the request of the portfolio company and unencumbered by milestones. As of December 31, 2021, the Company had no outstanding unfunded commitments, and as of December 31, 2020, the Company had an outstanding unfunded commitment of approximately \$0.1 million to one portfolio company, Dandelion, Inc. The Company will fund its future unfunded commitments from the same sources it uses to fund its investment commitments that are funded at the time they are made (which are typically through existing cash and cash equivalents and borrowings under its credit facilities).

In the normal course of business, the Company enters into contracts that provide a variety of representations and warranties, and general indemnifications. Such contracts include those with certain service providers, brokers and trading counterparties. Any exposure to the Company under these arrangements is unknown as it would involve future claims that may be made against the Company; however, based on the Company’s experience, the risk of loss is remote and no such claims are expected to occur. As such, the Company has not accrued any liability in connection with such indemnifications.

Distributions

We intend to pay quarterly distributions to our stockholders out of assets legally available for distribution. All distributions will be paid at the discretion of the Board and will depend on our earnings, financial condition,

maintenance of our tax treatment as a RIC, compliance with applicable BDC regulations and such other factors as the Board may deem relevant from time to time.

The following table summarizes distributions declared and/or paid by the Company since inception through December 31, 2021. All distributions represent ordinary income as the Company's taxable earnings exceeded distributions.

Declaration Date	Record Date	Payment Date	Per Share Amount
May 7, 2020	May 29, 2020	June 5, 2020	\$ 0.22
August 10, 2020	August 21, 2020	September 4, 2020	0.27
November 9, 2020	November 20, 2020	December 4, 2020	0.27
December 22, 2020	December 30, 2020	January 15, 2021	0.27
March 23, 2021	March 31, 2021	April 16, 2021	0.28
June 15, 2021	June 30, 2021	July 15, 2021	0.29
September 13, 2021	September 30, 2021	October 15, 2021	0.33
December 16, 2021	December 31, 2021	January 14, 2022	0.36
		Total	\$ 2.29

Related Party Transactions

As discussed herein, the Legacy Funds were merged with and into the Company and we issued 9,183,185 shares of our common stock at \$15.00 per share for a total value of approximately \$137.7 million and paid approximately \$108.7 million in cash to the Legacy Investors, which include the general partners/managers of the Legacy Funds. In addition, as part of the Formation Transactions, we acquired 100% of the equity interests of Trinity Capital Holdings for shares of our common stock and cash. Members of our management, including Steven L. Brown, Kyle Brown, Gerald Harder and Ron Kundich, owned 100% of the equity interests in Trinity Capital Holdings and controlling interests in the general partners/managers of the Legacy Funds.

As a result of the Formation Transactions, Messrs. S. Brown, K. Brown, Harder and Kundich collectively received (i) 533,332 shares of the Company's common stock valued at approximately \$8.0 million and approximately \$2.0 million in cash in exchange for their equity interests in Trinity Capital Holdings, and (ii) 377,441 shares of the Company's common stock valued at approximately \$5.7 million for their limited partner and general partner interests in the Legacy Funds.

We have entered into indemnification agreements with our directors and executive officers. The indemnification agreements are intended to provide our directors and executive officers with the maximum indemnification permitted under Maryland law and the 1940 Act. Each indemnification agreement provides that we shall indemnify the director or executive officer who is a party to the agreement, or an "Indemnitee," including the advancement of legal expenses, if, by reason of his or her corporate status, the Indemnitee is, or is threatened to be, made a party to or a witness in any threatened, pending, or completed proceeding, to the maximum extent permitted by Maryland law and the 1940 Act.

Refer to "Item 1. Consolidated Financial Statements – Note 12 – Related Party Transactions" included in the notes to our consolidated financial statements appearing elsewhere in this report for additional information.

Recent Developments

Credit Suisse Credit Facility Maturity

On January 8, 2022, the Credit Suisse Credit Facility matured in accordance with its terms, and all outstanding indebtedness thereunder was repaid. Additionally, in conjunction with the maturity of the Credit Suisse Credit Facility, the restrictions on our cash thereunder expired.

Equity Position Liquidations

In January 2022, the Company disposed of 1,867,973 shares of common stock in Lucid Group, Inc. (Nasdaq: LCID) (“Lucid”) and 571,941 shares of common stock in Matterport Inc. (Nasdaq: MTTR) (“Matterport”), which had a combined investment cost of approximately \$9.0 million. The Company received approximately \$59.8 million in aggregate net proceeds and expects to recognize an aggregate net realized gain of approximately \$50.8 million in the quarter ending March 31, 2022 from the sale of its equity investments in Lucid and Matterport. These sales liquidated the Company’s position in both investments.

Item 7A. Quantitative and Qualitative Disclosures About Market Risk

We are subject to financial market risks, including valuation risk and interest rate risk. Our risk management systems and procedures are designed to identify and analyze our risk, to set appropriate policies and limits and to continually monitor these risks.

Valuation Risk

Our investments may not have a readily available market price, and we value these investments at fair value as determined in good faith by the Board of Directors in accordance with our valuation policy. There is no single standard for determining fair value in good faith. As a result, determining fair value requires that judgment be applied to the specific facts and circumstances of each portfolio investment while employing a consistently applied valuation process for the types of investments we make. Due to the inherent uncertainty of determining the fair value of investments that do not have a readily available market value, the fair value of our investments may fluctuate from period to period. Because of the inherent uncertainty of valuation, these estimated values may differ significantly from the values that would have been used had a ready market for the investments existed, and it is possible that the difference could be material.

Interest Rate Risk

Interest rate sensitivity and risk refer to the change in earnings that may result from changes in the level of interest rates. Changes in interest rates may affect both our cost of funding and our net investment income from portfolio investments, cash and cash equivalents and idle fund investments. To the extent that we borrow money to make investments, including under the KeyBank Credit Facility or any future financing arrangement, our net investment income will be affected by the difference between the rate at which we borrow funds and the rate at which we invest these funds. Our net investment income will also be affected by changes in interest rates, to the extent our debt investments include floating interest rates. In connection with the COVID-19 pandemic, the U.S. Federal Reserve and certain other central banks reduced certain interest rates and LIBOR decreased, but the U.S. Federal Reserve has announced three potential interest rate hikes by the end of 2022. In periods of rising interest rates, our cost of borrowing funds would increase, which may reduce our net investment income. There can be no assurance that a significant change in market interest rates will not have a material adverse effect on our net investment income. For additional information, including regarding the decommissioning and replacement of LIBOR, see “Item 1A. Risk Factors – Risks Related to Our Business and Structure – We are exposed to risks associated with changes in interest rates.”

Substantially all of our assets and liabilities are financial in nature. As a result, changes in interest rates and other factors drive our performance more directly than does inflation. Changes in interest rates do not necessarily correlate with inflation rates or changes in inflation rates.

As of December 31, 2021 and 2020, approximately 56.8% and 25.3%, respectively of our debt investments based on outstanding principal balance represented floating-rate investments based on Prime or LIBOR, and approximately 43.2% and 74.7%, respectively, of our debt investments based on outstanding principal balance represented fixed-rate investments. In addition, borrowings under the Credit Suisse Credit Facility were subject to floating interest rates based on LIBOR, generally bearing interest at a rate of the three-month LIBOR plus 3.25%, and borrowings under the KeyBank Credit facility are subject to floating interest rates based on LIBOR, generally bearing interest at a rate of the one-month LIBOR, plus 3.25%, which interest rate may decrease to one-month LIBOR plus 2.85% upon the

achievement of certain benchmarks, including criteria related to the number and composition of assets in the related collateral pool. The terms of the KeyBank Credit Facility provide for a transition from LIBOR to SOFR no later than July 1, 2023 or the date that the Financial Conduct Authority permanently or indefinitely ceases to provide LIBOR rates, if earlier. See “Item 7. Management’s Discussion and Analysis of Financial Condition and Results of Operations – Recent Developments” for additional information regarding the Credit Suisse Credit Facility.

Based on our Consolidated Statements of Operations as of December 31, 2021, the following table shows the annualized impact on net income of hypothetical base rate changes in the Prime rate or LIBOR rate, as applicable, on our debt investments (considering interest rate floors for floating rate instruments) and the hypothetical base rate changes in the one-month and three-month LIBOR on our credit facilities and there are no changes in our investment and borrowing structure (in thousands):

	Interest Income	Interest Expense	Net Income/(Loss)
Up 300 basis points	\$ 10,797	\$ 2,730	\$ 8,067
Up 200 basis points	\$ 7,140	\$ 1,820	\$ 5,320
Up 100 basis points	\$ 3,692	\$ 910	\$ 2,782
Down 100 basis points	\$ —	\$ (91)	\$ 91
Down 200 basis points	\$ —	\$ (91)	\$ 91
Down 300 basis points	\$ —	\$ (91)	\$ 91

Currency Risk

Any investments we make that are denominated in a foreign currency will be subject to risks associated with changes in currency exchange rates. These risks include the possibility of significant fluctuations in the foreign currency markets, the imposition or modification of foreign exchange controls and potential illiquidity in the secondary market. These risks will vary depending upon the currency or currencies involved. As of December 31, 2021, we had three foreign domiciled portfolio companies – all of which were located in Canada. As of December 31, 2020, we had two foreign domiciled portfolio company – one in Canada and one in Cayman Islands. Our exposure to currency risk related to these debt investments is minimal as payments from such portfolio companies are received in U.S. dollars. No other investments as of December 31, 2021 were subject to currency risk. See “Item 1A. Risk Factors – Risks Related to Our Investments – We may be subject to additional risks if we engage in hedging transactions and/or invest in foreign securities.”

Hedging

We do not currently engage in any hedging activities. However, we may, in the future, hedge against interest rate and currency exchange rate fluctuations by using standard hedging instruments such as futures, options and forward contracts subject to the requirements of the 1940 Act. While hedging activities may insulate us against adverse changes in interest rates, they may also limit our ability to participate in benefits of lower interest rates with respect to our portfolio of investments with fixed interest rates. We may also borrow funds in local currency as a way to hedge our non-U.S. denominated investments. See “Item 1A. Risk Factors – Risks Related to Our Investments – We may be subject to additional risks if we engage in hedging transactions and/or invest in foreign securities.”

Item 8. Consolidated Financial Statements and Supplementary Data

INDEX TO CONSOLIDATED FINANCIAL STATEMENTS

Report of Independent Registered Public Accounting Firm	89
Consolidated Statements of Assets and Liabilities as of December 31, 2021 and 2020	90
Consolidated Statements of Operations for the Years Ended December 31, 2021 and 2020, and the period August 12, 2019 (date of inception) to December 31, 2019	91
Consolidated Statements of Changes in Net Assets for the Years Ended December 31, 2021 and 2020, and the period August 12, 2019 (date of inception) to December 31, 2019	92
Consolidated Statements of Cash Flows for the Years Ended December 31, 2021 and 2020, and the period August 12, 2019 (date of inception) to December 31, 2019	93
Consolidated Schedule of Investments as of December 31, 2021	95
Consolidated Schedule of Investments as of December 31, 2020	113
Notes to Consolidated Financial Statements	127

Report of Independent Registered Public Accounting Firm

To the Shareholders and the Board of Directors of Trinity Capital Inc.

Opinion on the Financial Statements

We have audited the accompanying consolidated statements of assets and liabilities of Trinity Capital Inc. (the Company), including the consolidated schedules of investments, as of December 31, 2021 and 2020, the related consolidated statements of operations, changes in net assets and cash flows for the years ended December 31, 2021 and 2020 and for the period August 12, 2019 (date of inception) to December 31, 2019, and the related notes (collectively referred to as the “consolidated financial statements”). In our opinion, the consolidated financial statements present fairly, in all material respects, the financial position of the Company at December 31, 2021 and 2020, and the results of its operations, changes in its net assets, and its cash flows for the years ended December 31, 2021 and 2020 and for the period August 12, 2019 (date of inception) to December 31, 2019, in conformity with U.S. generally accepted accounting principles.

Basis for Opinion

These financial statements are the responsibility of the Company’s management. Our responsibility is to express an opinion on the Company’s financial statements based on our audits. We are a public accounting firm registered with the Public Company Accounting Oversight Board (United States) (PCAOB) and are required to be independent with respect to the Company in accordance with the U.S. federal securities laws and the applicable rules and regulations of the Securities and Exchange Commission and the PCAOB.

We conducted our audits in accordance with the standards of the PCAOB. Those standards require that we plan and perform the audit to obtain reasonable assurance about whether the financial statements are free of material misstatement, whether due to error or fraud. The Company is not required to have, nor were we engaged to perform, an audit of the Company’s internal control over financial reporting. As part of our audits we are required to obtain an understanding of internal control over financial reporting but not for the purpose of expressing an opinion on the effectiveness of the Company’s internal control over financial reporting. Accordingly, we express no such opinion.

Our audits included performing procedures to assess the risks of material misstatement of the financial statements, whether due to error or fraud, and performing procedures that respond to those risks. Such procedures included examining, on a test basis, evidence regarding the amounts and disclosures in the financial statements. Our procedures included confirmation of investments owned as of December 31, 2021 and 2020, by correspondence with the underlying investee companies and borrowers, or by other appropriate auditing procedures where confirmation was not received. Our audits also included evaluating the accounting principles used and significant estimates made by management, as well as evaluating the overall presentation of the financial statements. We believe that our audits provide a reasonable basis for our opinion.

/s/ Ernst & Young LLP

We have served as the Company’s auditor since 2019.

Los Angeles, California
March 3, 2022

TRINITY CAPITAL INC.
Consolidated Statements of Assets and Liabilities
(In thousands, except share and per share data)

	<u>December 31,</u> <u>2021</u>	<u>December 31,</u> <u>2020</u>
ASSETS		
Investments at fair value:		
Control investments (cost of \$38,994 and \$57,072, respectively)	\$ 32,214	\$ 48,730
Affiliate investments (cost of \$41,609 and \$20,653, respectively)	32,192	27,650
Non-control / Non-affiliate investments (cost of \$717,253 and \$420,611, respectively)	809,064	417,271
Total investments (cost of \$797,856 and \$498,336, respectively)	873,470	493,651
Cash and cash equivalents	31,685	44,656
Restricted cash	15,057	16,445
Interest receivable	5,551	3,468
Deferred credit facility costs	2,308	—
Prepaid expenses	693	744
Other assets	8,354	744
Total assets	<u>\$ 937,118</u>	<u>\$ 559,708</u>
LIABILITIES		
August 2026 Notes, net of \$2,679, and \$0, respectively, of unamortized deferred financing costs	\$ 122,321	\$ —
2025 Notes, net of \$3,616, and \$4,697, respectively, of unamortized deferred financing costs	121,384	120,303
December 2026 Notes, net of \$1,842, and \$0, respectively, of unamortized deferred financing costs	73,158	—
Convertible Notes, net of \$2,515, and \$3,448, respectively, of unamortized deferred financing costs and discount	47,485	46,552
KeyBank Credit Facility	81,000	—
Credit Suisse Credit Facility, net of \$0 and \$2,107, respectively, of unamortized deferred financing costs	10,000	132,893
Distribution payable	9,803	4,947
Security deposits	10,840	7,874
Accounts payable, accrued expenses and other liabilities	14,594	8,391
Total liabilities	<u>490,585</u>	<u>320,960</u>
Commitments and contingencies (Note 6)		
NET ASSETS		
Common stock, \$0.001 par value per share (200,000,000 authorized, 27,229,541 and 18,321,274 shares issued and outstanding as of December 31, 2021 and December 31, 2020, respectively)	27	18
Paid-in capital in excess of par	368,609	263,366
Distributable earnings/(accumulated loss)	77,897	(24,636)
Total net assets	<u>446,533</u>	<u>238,748</u>
Total liabilities and net assets	<u>\$ 937,118</u>	<u>\$ 559,708</u>
NET ASSET VALUE PER SHARE	<u>\$ 16.40</u>	<u>\$ 13.03</u>

See accompanying notes to consolidated financial statements.

TRINITY CAPITAL INC.
Consolidated Statements of Operations
(In thousands, except share and per share data)

	Year Ended December 31, 2021	Year Ended December 31, 2020	For the Period of August 12, 2019 (date of inception) to December 31, 2019
INVESTMENT INCOME:			
Interest income:			
Control investments	\$ 5,242	\$ 3,661	\$ —
Affiliate investments	1,607	1,191	—
Non-Control / Non-Affiliate investments	69,778	46,403	—
Total interest income	76,627	51,255	—
Fee income:			
Non-Control / Non-Affiliate investments	5,565	3,709	—
Total fee income	5,565	3,709	—
Total investment income	82,192	54,964	—
EXPENSES:			
Interest expense and other debt financing costs	20,394	16,773	—
Compensation and benefits	15,518	10,433	—
Professional fees	2,667	2,283	—
General and administrative	4,581	2,104	524
Total expenses	43,160	31,593	524
NET INVESTMENT INCOME (LOSS)	39,032	23,371	(524)
NET REALIZED GAIN/(LOSS) FROM INVESTMENTS:			
Control investments	(2,725)	—	—
Affiliate investments	2,159	—	—
Non-Control / Non-Affiliate investments	13,274	(9,403)	—
Net realized gain/(loss) from investments	12,708	(9,403)	—
NET CHANGE IN UNREALIZED APPRECIATION/(DEPRECIATION) FROM INVESTMENTS:			
Control investments	1,570	(8,342)	—
Affiliate investments	(16,415)	6,997	—
Non-Control / Non-Affiliate investments	95,425	(3,621)	—
Net change in unrealized appreciation/(depreciation) from investments	80,580	(4,966)	—
NET INCREASE/(DECREASE) IN NET ASSETS RESULTING FROM OPERATIONS BEFORE FORMATION COSTS	132,320	9,002	(524)
Costs related to the acquisition of Trinity Capital Holdings and Legacy Funds	—	(15,114)	—
NET INCREASE/(DECREASE) IN NET ASSETS RESULTING FROM OPERATIONS	\$ 132,320	\$ (6,112)	\$ (524)
NET INVESTMENT INCOME PER SHARE - BASIC	\$ 1.50	\$ 1.29	\$ N/M
NET INVESTMENT INCOME PER SHARE - DILUTED	\$ 1.45	\$ 1.29	\$ N/M
NET CHANGE IN NET ASSETS RESULTING FROM OPERATIONS PER SHARE - BASIC	\$ 5.09	\$ (0.34)	\$ N/M
NET CHANGE IN NET ASSETS RESULTING FROM OPERATIONS PER SHARE - DILUTED	\$ 4.64	\$ (0.34)	\$ N/M
WEIGHTED AVERAGE SHARES OUTSTANDING - BASIC	25,980,797	18,092,494	10
WEIGHTED AVERAGE SHARES OUTSTANDING - DILUTED	29,320,597	18,092,494	10

N/M – not material

See accompanying notes to consolidated financial statements.

TRINITY CAPITAL INC.
Consolidated Statements of Changes in Net Assets
(In thousands, except share and per share data)

	Common Stock		Paid In Capital in Excess of Par Value	Distributable Earnings / (Accumulated Loss)	Total Net Assets
	Shares	Par Value			
Balance as of August 12, 2019 (date of inception)	—	\$ —	\$ —	\$ —	\$ —
Issuance of common stock, net of issuance costs	10	—	—	—	—
Net increase/(decrease) in net assets resulting from operations:					
Net investment income/(loss)	—	—	—	(524)	(524)
Balance as of December 31, 2019	10	—	—	(524)	(524)
Issuance of shares related to Formation Transactions ⁽¹⁾	9,716,517	10	145,738	—	145,748
Issuance of common stock, net of issuance costs	8,333,333	8	114,463	—	114,471
Issuance of common stock pursuant to distribution reinvestment plan	271,414	—	3,441	—	3,441
Distributions to stockholders	—	—	—	(18,738)	(18,738)
Equity component of convertible notes	—	—	462	—	462
Tax reclassification	—	—	(738)	738	—
Net increase/(decrease) in net assets resulting from operations:					
Net investment income/(loss)	—	—	—	23,371	23,371
Net realized gain/(loss) from investments	—	—	—	(9,403)	(9,403)
Net unrealized appreciation/(depreciation) from investments	—	—	—	(4,966)	(4,966)
Costs related to the acquisition of Trinity Capital Holdings and Legacy Funds	—	—	—	(15,114)	(15,114)
Balance as of December 31, 2020	18,321,274	18	263,366	(24,636)	238,748
Impact of adoption of ASU 2020-06	—	—	(462)	—	(462)
Issuance of common stock in initial public offering, net of issuance costs	8,006,291	8	104,200	—	104,208
Issuance of common stock pursuant to distribution reinvestment plan	281,149	—	4,054	—	4,054
Issuance of common stock under ATM program, net of issuance costs	35,714	—	576	—	576
Stock based compensation	—	—	1,067	—	1,067
Issuance of restricted stock awards	593,432	1	(1)	—	—
Retired shares for restricted stock vesting	(8,319)	—	(138)	—	(138)
Distributions to stockholders	—	—	—	(33,840)	(33,840)
Tax reclassification	—	—	(4,053)	4,053	—
Net increase/(decrease) in net assets resulting from operations:					
Net investment income/(loss)	—	—	—	39,032	39,032
Net realized gain/(loss) from investments	—	—	—	12,708	12,708
Net unrealized appreciation/(depreciation) from investments	—	—	—	80,580	80,580
Balance as of December 31, 2021	27,229,541	\$ 27	\$ 368,609	\$ 77,897	\$ 446,533

⁽¹⁾ See “Note 1 - Organization and Basis of Presentation.”

See accompanying notes to consolidated financial statements.

TRINITY CAPITAL INC.
Consolidated Statements of Cash Flows
(In thousands)

	Year Ended December 31, 2021	Year Ended December 31, 2020	For the Period of August 12, 2019 (date of inception) to December 31, 2019
Cash flows provided by/(used in) operating activities:			
Net increase/(decrease) in net assets resulting from operations	\$ 132,320	\$ (6,112)	\$ (524)
Adjustments to reconcile net increase/(decrease) in net assets resulting from operations to net cash provided by/(used in) operating activities:			
Purchase of investments, net of deferred fees	(555,748)	(239,827)	—
Proceeds from sales and paydowns of investments	290,172	160,901	—
Net change in unrealized appreciation/(depreciation) from investments, net of third party participation	(80,297)	4,966	—
Net realized gain/(loss) from investments	(12,708)	9,403	—
Accretion of original issue discounts and end of term payments on investments	(21,238)	(11,788)	—
Costs related to the acquisition of Trinity Capital Holdings and Legacy Funds	—	15,114	—
Amortization of deferred financing costs	4,029	3,075	—
Stock-based compensation	1,066	—	—
Change in operating assets and liabilities			
(Increase)/Decrease in interest receivable	(2,083)	(2,355)	—
(Increase)/Decrease in receivable from sale of investments	—	—	—
(Increase)/Decrease in prepaid expenses	51	(608)	—
(Increase)/Decrease in other assets	(6,406)	(331)	—
Increase/(Decrease) in security deposits	2,966	4,250	—
Increase/(Decrease) in accounts payable, accrued expenses and other liabilities	6,203	6,144	384
Increase/(Decrease) in due to related party	—	(1,058)	140
Net cash provided by/(used in) operating activities	(241,673)	(58,226)	—
Cash flows provided by/(used in) investing activities:			
Formation Transactions of Legacy Funds, net of cash acquired ⁽¹⁾	—	(89,515)	—
Acquisition of Trinity Capital Holdings	—	(2,211)	—
Acquisition of fixed assets	(1,204)	(253)	—
Net cash provided by/(used in) investing activities	(1,204)	(91,979)	—
Cash flows provided by/(used in) financing activities			
Issuance of common stock	112,667	125,000	—
Common stock issuance costs	(7,883)	(10,529)	—
Retirement of employee shares	(138)	—	—
Cash distributions paid	(24,925)	(10,350)	—
Issuance of debt	200,000	173,688	—
Debt issuance costs	(7,203)	(11,503)	—
Borrowings under Credit Facilities	177,000	30,000	—
Repayments under Credit Facilities	(221,000)	(85,000)	—
Net cash provided by/(used in) financing activities	228,518	211,306	—
Net increase/(decrease) in cash, cash equivalents and restricted cash	(14,359)	61,101	—
Cash, cash equivalents and restricted cash at beginning of period	61,101	—	—
Cash, cash equivalents and restricted cash at end of period	\$ 46,742	\$ 61,101	\$ —

	Year Ended December 31, 2021	Year Ended December 31, 2020	For the Period of August 12, 2019 (date of inception) to December 31, 2019
Supplemental and non-cash investing and financing activities:			
Cash paid for interest	\$ 13,579	\$ 12,856	\$ —
Accrued but unpaid distributions	\$ 9,803	\$ 4,947	\$ —
Distributions reinvested	\$ 4,054	\$ 3,441	\$ —
Non-cash settlement of investments	\$ 916	\$ 1,263	\$ —
Change to investments and net assets related to adoption of ASU 2020-06	\$ (462)	\$ —	\$ —
Impact of recognizing the fair value of the conversion feature on the convertible debt	\$ —	\$ 462	\$ —
Shares issued to Trinity Capital Holdings ⁽¹⁾	\$ —	\$ 8,000	\$ —
Assumption of severance liability ⁽¹⁾	\$ —	\$ 3,508	\$ —
Shares issued to the Legacy Investors as part of the Formation Transactions ⁽¹⁾	\$ —	\$ 137,748	\$ —
Increase/(Decrease) in deferred offering costs	\$ —	\$ —	\$ 2,677
Increase/(Decrease) in deferred financing cost	\$ —	\$ —	\$ 3,525
	\$ —	\$ —	\$ 6,202
Increase/(Decrease) in due to related party for offering and financing cost	\$ —	\$ —	\$ 918
Increase/(Decrease) in accounts payable and accrued liabilities	\$ —	\$ —	\$ 5,284
	\$ —	\$ —	\$ 6,202

The following table provides a reconciliation of cash and cash equivalents and restricted cash reported within the Consolidated Statements of Assets and Liabilities that sum to the total of the same such amounts on the Consolidated Statements of Cash Flows:

	December 31, 2021	December 31, 2020	December 31, 2019
Cash and cash equivalents	\$ 31,685	\$ 44,656	\$ —
Restricted cash	15,057	16,445	—
Total cash, cash equivalents and restricted cash shown in the Consolidated Statements of Cash Flows	\$ 46,742	\$ 61,101	\$ —

(1) See “Note 1 - Organization and Basis of Presentation – Formation Transactions”

See accompanying notes to consolidated financial statements.

TRINITY CAPITAL INC.
Consolidated Schedule of Investments
December 31, 2021
(In thousands, except share and per share data)

Portfolio Company ⁽¹⁾	Type of Investment ⁽²⁾	Investment Date ⁽³⁾	Maturity Date	Interest Rate ⁽⁴⁾	Principal Amount ⁽⁵⁾	Cost	Fair Value ⁽⁶⁾
Debt Securities							
Administrative and Support and Waste Management and Remediation ⁽⁷⁾							
Qwick, Inc.	Secured Loan ⁽⁹⁾	December 31, 2021	January 1, 2026	Variable interest rate Prime + 8.0% or Floor rate 11.3%; EOT 5.0% ⁽⁸⁾	\$ 5,000	\$ 4,903	\$ 4,903
RTS Holding, Inc.	Secured Loan ⁽⁹⁾	December 31, 2021	January 1, 2027	Fixed interest rate 10.5%; EOT 3.0%	\$ 23,000	\$ 22,711	\$ 22,711
SeaOn Environmental, LLC	Equipment Financing	January 16, 2020	January 1, 2023	Fixed interest rate 9.0%; EOT 12.0%	\$ 1,115	\$ 1,490	\$ 1,474
Sub-total: Administrative and Support and Waste Management and Remediation (3.1%)*					\$ 29,115	\$ 29,104	\$ 29,088
Agriculture, Forestry, Fishing and Hunting ⁽⁷⁾							
Bowery Farming, Inc.	Secured Loan ⁽⁴⁾	September 10, 2021	January 1, 2026	Variable interest rate LIBOR + 11.0% or Floor rate 10.1% ⁽⁸⁾	\$ 10,000	\$ 9,253	\$ 9,300
Robotany, Inc.	Equipment Financing	January 16, 2020	January 1, 2024	Fixed interest rate 7.6%; EOT 22.0%	\$ 1,186	\$ 1,458	\$ 1,492
Sub-total: Agriculture, Forestry, Fishing and Hunting (1.2%)*					\$ 11,186	\$ 10,711	\$ 10,792
Construction ⁽⁷⁾							
Dandelion Energy, Inc.	Equipment Financing	March 17, 2020	April 1, 2024	Fixed interest rate 9.0%; EOT 12.5%	\$ 332	\$ 367	\$ 368
	Equipment Financing	October 27, 2020	November 1, 2024	Fixed interest rate 9.2%; EOT 12.5%	421	456	453
	Equipment Financing	November 19, 2020	December 1, 2024	Fixed interest rate 9.1%; EOT 12.5%	524	564	561
	Equipment Financing	December 29, 2020	January 1, 2025	Fixed interest rate 9.2%; EOT 12.5%	615	657	653
	Equipment Financing	March 25, 2021	April 1, 2025	Fixed interest rate 9.1%; EOT 12.5%	1,238	1,300	1,295
Total Dandelion Energy, Inc.	Equipment Financing	December 1, 2021	January 1, 2026	Fixed interest rate 8.8%; EOT 12.5%	1,356	1,362	1,362
					4,486	4,706	4,692
Project Frog, Inc. ⁽²²⁾	Secured Loan	April 30, 2020	May 1, 2023	Fixed interest rate 12.0%	\$ 4,128	\$ 4,080	\$ 3,754
Sub-total: Construction (0.9%)*					\$ 8,614	\$ 8,786	\$ 8,446
Educational Services ⁽⁷⁾							
Medical Sales Training Holding Company	Secured Loan	March 18, 2021	April 1, 2025	Variable interest rate Prime + 8.8% or Floor rate 12.0%; EOT 5.0% ⁽⁸⁾	\$ 6,000	\$ 5,962	\$ 6,052
	Secured Loan	July 21, 2021	August 1, 2025	Variable interest rate Prime + 8.8% or Floor rate 12.0%; EOT 5.0% ⁽⁸⁾	2,000	1,973	2,013
Total Medical Sales Training Holding Company					8,000	7,935	8,065
Yellowbrick Learning, Inc.	Secured Loan	February 1, 2021	September 1, 2025	Variable interest rate Prime + 8.3% or Floor rate 11.5%; EOT 5.0% ⁽⁸⁾	\$ 7,500	\$ 7,579	\$ 7,630
	Secured Loan	August 10, 2021	March 1, 2026	Variable interest rate Prime + 8.3% or Floor rate 11.5%; EOT 5.0% ⁽⁸⁾	2,500	2,504	2,525
Total Yellowbrick Learning, Inc.					10,000	10,083	10,155
Sub-total: Educational Services (2.0%)*					\$ 18,000	\$ 18,018	\$ 18,220

TRINITY CAPITAL INC.
Consolidated Schedule of Investments
December 31, 2021
(In thousands, except share and per share data)

Portfolio Company ⁽¹⁾	Type of Investment ⁽²⁾	Investment Date ⁽³⁾	Maturity Date	Interest Rate ⁽⁴⁾	Principal Amount ⁽⁵⁾	Cost	Fair Value ⁽⁶⁾
Debt Securities, Continued							
<u>Finance and Insurance</u> ⁽⁷⁾							
BoardRE, Inc.	Secured Loan ⁽¹⁹⁾	October 15, 2021	May 1, 2025	Variable interest rate Prime + 8.3% or Floor rate 11.5%; EOT 4.5% ⁽⁸⁾	\$ 5,000	\$ 4,973	\$ 4,973
DailyPay, Inc.	Secured Loan	September 30, 2020	November 1, 2024	Variable interest rate Prime + 5.0% or Floor rate 12.0%; EOT 6.0% ⁽⁸⁾	\$ 19,536	\$ 19,869	\$ 20,040
Total DailyPay, Inc.	Secured Loan	December 30, 2020	January 1, 2025	Variable interest rate Prime + 5.0% or Floor rate 12.0%; EOT 6.0% ⁽⁸⁾	5,000	5,076	5,101
					24,536	24,945	25,141
Petal Card, Inc.	Secured Loan	January 16, 2020	October 1, 2024	Variable interest rate Prime + 3.5% or Floor rate 11.0%; EOT 3.0% ⁽⁸⁾	\$ 10,000	\$ 10,140	\$ 10,078
	Secured Loan ⁽¹²⁾⁽¹⁴⁾	January 28, 2021	January 1, 2024	Variable interest rate Prime + 4.3% or Floor rate 11.5% ⁽⁸⁾	14,234	13,986	14,236
Total Petal Card, Inc.	Secured Loan	August 6, 2021	October 1, 2024	Variable interest rate Prime + 7.5% or Floor rate 11.0%; EOT 3.0% ⁽⁸⁾	7,000	6,855	6,908
					31,234	30,981	31,222
Sub-total: Finance and Insurance (6.6%)*					\$ 60,770	\$ 60,899	\$ 61,336
<u>Health Care and Social Assistance</u> ⁽⁷⁾							
FemTec Health, Inc.	Secured Loan	December 1, 2021	July 1, 2026	Fixed interest rate 11.0%; EOT 7.5%	\$ 10,000	\$ 10,752	\$ 10,168
	Secured Loan	July 23, 2021	September 1, 2022	Fixed interest rate 11.0%	2,151	2,152	2,171
	Secured Loan	September 29, 2021	April 1, 2026	Fixed interest rate 11.0%; EOT 7.5%	3,000	3,019	3,040
Total FemTec Health, Inc. ⁽²²⁾					15,151	15,923	15,379
Lark Technologies, Inc.	Secured Loan	September 30, 2020	April 1, 2025	Variable interest rate Prime + 3.3% or Floor rate 11.5%; EOT 4.0% ⁽⁸⁾	\$ 5,000	\$ 4,939	\$ 4,986
	Secured Loan	June 30, 2021	January 1, 2026	Variable interest rate Prime + 8.3% or Floor rate 11.5%; EOT 4.0% ⁽⁸⁾	5,000	4,818	4,847
Total Lark Technologies, Inc.					10,000	9,757	9,833
WorkWell Prevention & Care Inc.	Secured Loan	January 16, 2020	March 1, 2024	Fixed interest rate 8.0%; EOT 10.0%	\$ 3,370	\$ 3,659	\$ 3,522
	Secured Loan	January 16, 2020	March 1, 2024	Fixed interest rate 8.0%	700	718	676
Total WorkWell Prevention & Care Inc. ⁽²²⁾					4,070	4,377	4,198
Sub-total: Health Care and Social Assistance (3.1%)*					\$ 29,221	\$ 30,057	\$ 29,410
<u>Information</u> ⁽⁷⁾							
Firefly Systems, Inc.	Equipment Financing	January 29, 2020	February 1, 2023	Fixed interest rate 9.0%; EOT 10.0%	\$ 2,144	\$ 2,579	\$ 2,549
	Equipment Financing	August 28, 2020	September 1, 2023	Fixed interest rate 8.9%; EOT 10.0%	2,094	2,356	2,338
	Equipment Financing	September 18, 2020	October 1, 2023	Fixed interest rate 8.8%; EOT 10.0%	256	286	284
Total Firefly Systems, Inc.					4,494	5,221	5,171
Gobiquity, Inc.	Equipment Financing	January 16, 2020	April 1, 2022	Fixed interest rate 7.5%; EOT 20.0%	\$ 61	\$ 193	\$ 189
Group Nine Media, Inc.	Secured Loan ⁽¹⁹⁾	September 17, 2021	October 1, 2026	Variable interest rate Prime + 7.3% or Floor rate 10.5%; EOT 3.5% ⁽⁸⁾	\$ 20,000	\$ 19,962	\$ 20,108
Hut 8 Holdings, Inc. ⁽¹⁰⁾	Equipment Financing ⁽¹⁹⁾	December 30, 2021	January 1, 2025	Fixed interest rate 9.5%; EOT 3.5%	\$ 30,000	\$ 29,705	\$ 29,705
Rigetti & Co, Inc.	Secured Loan	March 10, 2021	April 1, 2025	Variable interest rate Prime + 7.5% or Floor rate 11.0%; EOT 2.8% ⁽⁸⁾	\$ 12,000	\$ 11,891	\$ 11,977
	Secured Loan	May 18, 2021	June 1, 2025	Variable interest rate Prime + 7.5% or Floor rate 11.0%; EOT 2.8% ⁽⁸⁾	8,000	7,895	7,954
	Secured Loan	November 10, 2021	December 1, 2025	Variable interest rate Prime + 7.5% or Floor rate 11.0%; EOT 2.8% ⁽⁸⁾	7,000	6,848	6,848
Total Rigetti & Co, Inc.					27,000	26,634	26,779
Smule, Inc.	Secured Loan ⁽¹⁵⁾	July 1, 2020	January 1, 2022	Fixed interest rate 0.0%	\$ 10	\$ 10	\$ 10
Stratifyd, Inc.	Secured Loan ⁽¹⁹⁾	September 3, 2021	December 1, 2025	Variable interest rate Prime + 7.8% or Floor rate 11.0%; EOT 3.5% ⁽⁸⁾	\$ 6,000	\$ 5,947	\$ 5,993

TRINITY CAPITAL INC.
Consolidated Schedule of Investments
December 31, 2021
(In thousands, except share and per share data)

Portfolio Company ⁽¹⁾	Type of Investment ⁽²⁾	Investment Date ⁽³⁾	Maturity Date	Interest Rate ⁽⁴⁾	Principal Amount ⁽⁵⁾	Cost	Fair Value ⁽⁶⁾
Debt Securities, Continued							
<i>Information, Continued</i>							
Whip Networks, Inc.	Secured Loan ⁽¹⁹⁾	June 14, 2021	July 1, 2025	Variable interest rate Prime + 7.5% or Floor rate 11.0%; EOT 3.5% ⁽⁸⁾	\$ 5,000	\$ 4,992	\$ 5,029
	Secured Loan ⁽¹⁹⁾	September 10, 2021	July 1, 2025	Variable interest rate Prime + 7.5% or Floor rate 11.0%; EOT 3.5% ⁽⁸⁾	1,000	995	1,003
Total Whip Networks, Inc.					6,000	5,987	6,032
Zuum Transportation, Inc.	Secured Loan ⁽¹⁹⁾	December 17, 2021	January 1, 2027	Variable interest rate Prime + 6.0% or Floor rate 10.8%; EOT 2.5% ⁽⁸⁾	\$ 5,000	\$ 4,976	\$ 4,976
Sub-total: Information (10.6%)*					\$ 98,565	\$ 98,635	\$ 98,963
<i>Management of Companies and Enterprises</i>							
Exer Holdings, LLC	Secured Loan ⁽¹⁹⁾	November 19, 2021	December 1, 2026	Variable interest rate Prime + 7.0% or Floor rate 11.5%; EOT 3.0% ⁽⁸⁾	\$ 22,500	\$ 22,240	\$ 22,240
Sub-total: Management of Companies and Enterprises (2.4%)*					\$ 22,500	\$ 22,240	\$ 22,240
<i>Manufacturing</i>							
Athletic Brewing Company, LLC	Equipment Financing ⁽¹⁹⁾	December 7, 2021	December 1, 2025	Fixed interest rate 11.0%; EOT 7.0%	\$ 20,000	\$ 19,932	\$ 19,932
Bolb, Inc.	Equipment Financing ⁽¹⁹⁾	October 12, 2021	November 1, 2024	Fixed interest rate 10.3%; EOT 6.0%	\$ 1,624	\$ 1,625	\$ 1,625
Daring Foods, Inc.	Equipment Financing ⁽¹⁹⁾	April 8, 2021	May 1, 2024	Fixed interest rate 9.6%; EOT 7.5%	\$ 400	\$ 411	\$ 413
	Equipment Financing ⁽¹⁹⁾	July 7, 2021	July 1, 2024	Fixed interest rate 9.5%; EOT 7.5%	1,917	1,938	1,937
	Equipment Financing ⁽¹⁹⁾	August 17, 2021	September 1, 2024	Fixed interest rate 9.7%; EOT 7.5%	942	947	952
	Equipment Financing ⁽¹⁹⁾	August 31, 2021	September 1, 2024	Fixed interest rate 10.0%; EOT 7.5%	546	548	552
	Equipment Financing ⁽¹⁹⁾	November 1, 2021	December 1, 2024	Fixed interest rate 9.4%; EOT 7.5%	1,034	1,028	1,028
Total Daring Foods, Inc.					4,839	4,872	4,882
Etemeva, Inc.	Equipment Financing ⁽¹⁴⁾	November 24, 2021	December 1, 2025	Fixed interest rate 10.6%; EOT 11.5%	\$ 544	\$ 546	\$ 546
Footprint International Holding, Inc.	Equipment Financing	February 14, 2020	March 1, 2024	Fixed interest rate 10.3%; EOT 8.0%	\$ 10,611	\$ 11,576	\$ 12,405
	Secured Loan	June 22, 2020	November 1, 2024	Fixed interest rate 12.0%; EOT 9.0%	6,837	7,162	6,837
Total Footprint International Holding, Inc.					17,448	18,738	19,242
Happiest Baby, Inc.	Equipment Financing	January 16, 2020	September 1, 2022	Fixed interest rate 8.4%; EOT 9.5%	\$ 385	\$ 538	\$ 527
	Equipment Financing	January 16, 2020	November 1, 2022	Fixed interest rate 8.6%; EOT 9.5%	355	469	464
	Equipment Financing	January 16, 2020	January 1, 2023	Fixed interest rate 8.6%; EOT 9.5%	375	469	469
	Equipment Financing	February 7, 2020	June 1, 2023	Fixed interest rate 8.2%; EOT 9.5%	550	640	640
	Equipment Financing	September 16, 2020	January 1, 2024	Fixed interest rate 8.4%; EOT 9.5%	866	945	947
	Equipment Financing	January 22, 2021	May 1, 2025	Fixed interest rate 8.4%; EOT 9.5%	745	790	792
Total Happiest Baby, Inc.					3,276	3,851	3,839
Health-Ade, LLC	Equipment Financing	January 16, 2020	February 1, 2022	Fixed interest rate 9.4%; EOT 15.0%	\$ 110	\$ 709	\$ 703
	Equipment Financing	January 16, 2020	April 1, 2022	Fixed interest rate 8.6%; EOT 15.0%	163	462	454
	Equipment Financing	January 16, 2020	July 1, 2022	Fixed interest rate 9.1%; EOT 15.0%	682	1,295	1,270
Total Health-Ade, LLC					955	2,466	2,427
Hi-Power, LLC	Equipment Financing ⁽¹⁹⁾	September 30, 2021	April 1, 2025	Fixed interest rate 12.4%; EOT 1.0%	\$ 6,529	\$ 6,524	\$ 6,598

TRINITY CAPITAL INC.
Consolidated Schedule of Investments
December 31, 2021
(In thousands, except share and per share data)

Portfolio Company ⁽¹⁾	Type of Investment ⁽²⁾	Investment Date ⁽³⁾	Maturity Date	Interest Rate ⁽⁴⁾	Principal Amount ⁽⁵⁾	Cost	Fair Value ⁽⁶⁾
Debt Securities, Continued							
Manufacturing, Continued ⁽⁷⁾							
Mainspring Energy, Inc.	Secured Loan	January 16, 2020	August 1, 2023	Fixed interest rate 11.0%; EOT 3.8%	\$ 5,660	\$ 5,942	\$ 5,956
	Secured Loan	November 20, 2020	December 1, 2024	Fixed interest rate 11.0%; EOT 3.8%	5,500	5,436	5,539
Total Mainspring Energy, Inc.					11,160	11,378	11,495
Miyoko's Kitchen	Equipment Financing	February 19, 2020	September 1, 2022	Fixed interest rate 8.8%; EOT 9.0%	\$ 242	\$ 311	\$ 310
	Equipment Financing	August 27, 2020	March 1, 2023	Fixed interest rate 8.9%; EOT 9.0%	488	558	556
	Equipment Financing	February 5, 2021	September 1, 2023	Fixed interest rate 8.5%; EOT 9.0%	450	484	483
	Equipment Financing	June 25, 2021	December 1, 2023	Fixed interest rate 8.9%; EOT 9.0%	486	506	505
Total Miyoko's Kitchen					1,666	1,859	1,854
Molekule, Inc.	Equipment Financing	June 19, 2020	January 1, 2024	Fixed interest rate 8.8%; EOT 10.0%	\$ 1,756	\$ 1,931	\$ 1,918
	Equipment Financing	September 29, 2020	April 1, 2024	Fixed interest rate 9.0%; EOT 10.0%	391	425	421
	Equipment Financing	December 18, 2020	July 1, 2024	Fixed interest rate 8.8%; EOT 10.0%	652	695	688
	Equipment Financing	August 25, 2021	March 1, 2025	Fixed interest rate 8.9%; EOT 10.0%	494	504	500
Total Molekule, Inc.					3,293	3,555	3,527
Nexii Building Solutions, Inc. ⁽¹⁰⁾	Secured Loan ⁽¹⁹⁾	August 27, 2021	September 1, 2025	Variable interest rate Prime + 7.0% or Floor rate 10.3%; EOT 2.5% ⁽⁸⁾	\$ 10,000	\$ 9,575	\$ 9,648
Quip NYC, Inc.	Secured Loan	March 9, 2021	April 1, 2026	Variable interest rate Prime + 8.0% or Floor rate 11.3%; EOT 3.0% ⁽⁸⁾	\$ 17,500	\$ 17,319	\$ 17,448
Store Intelligence, Inc. ⁽²²⁾	Secured Loan ⁽¹⁸⁾	May 2, 2020	August 1, 2024	Fixed interest rate 12.0%; EOT 7.7%	\$ 11,641	\$ 12,033	\$ 4,444
Tarana Wireless, Inc.	Secured Loan ⁽¹⁹⁾	June 30, 2021	July 1, 2025	Variable interest rate Prime + 8.0% or Floor rate 11.5%; EOT 4.5% ⁽⁸⁾	\$ 18,500	\$ 17,728	\$ 17,551
The Fynder Group, Inc.	Equipment Financing	October 14, 2020	May 1, 2024	Fixed interest rate 9.1%; EOT 10.0%	\$ 489	\$ 516	\$ 515
Vertical Communications, Inc.	Secured Loan	August 23, 2021	March 1, 2026	Fixed interest rate 11.0%; EOT 23.8%	\$ 13,300	\$ 15,016	\$ 13,656
VitaCup, Inc.	Secured Loan ⁽¹⁹⁾	June 23, 2021	July 1, 2025	Variable interest rate Prime + 7.5% or Floor rate 11.5%; EOT 2.5% ⁽⁸⁾	\$ 5,500	\$ 5,471	\$ 5,519
Sub-total: Manufacturing (15.5%)*					\$ 148,264	\$ 153,004	\$ 144,748

TRINITY CAPITAL INC.
Consolidated Schedule of Investments
December 31, 2021
(In thousands, except share and per share data)

Portfolio Company ⁽¹⁾	Type of Investment ⁽²⁾	Investment Date ⁽³⁾	Maturity Date	Interest Rate ⁽⁴⁾	Principal Amount ⁽⁵⁾	Cost	Fair Value ⁽⁶⁾	
Debt Securities, Continued								
Pharmaceutical ^(?)								
Zosano Pharma Corporation	Equipment Financing	January 16, 2020	April 1, 2022	Fixed interest rate 9.4%; EOT 12.0%	\$ 473	\$ 1,070	\$ 1,038	
	Equipment Financing	January 16, 2020	July 1, 2022	Fixed interest rate 9.7%; EOT 12.0%	525	853	822	
	Equipment Financing	January 16, 2020	January 1, 2023	Fixed interest rate 9.9%; EOT 12.0%	844	1,091	1,059	
	Equipment Financing	January 16, 2020	April 1, 2023	Fixed interest rate 9.9%; EOT 12.0%	1,042	1,273	1,245	
	Equipment Financing	January 16, 2020	May 1, 2023	Fixed interest rate 10.5%; EOT 12.0%	811	973	949	
Total Zosano Pharma Corporation					3,695	5,260	5,113	
Sub-total: Pharmaceutical (0.5%)*					\$ 3,695	\$ 5,260	\$ 5,113	
Professional, Scientific, and Technical Services ^(?)								
BackBlaze, Inc.	Equipment Financing	January 16, 2020	January 1, 2023	Fixed interest rate 7.2%; EOT 11.5%	\$ 470	\$ 650	\$ 645	
	Equipment Financing	January 16, 2020	April 1, 2023	Fixed interest rate 7.4%; EOT 11.5%	67	87	87	
	Equipment Financing	January 16, 2020	June 1, 2023	Fixed interest rate 7.4%; EOT 11.5%	550	690	686	
	Equipment Financing	January 16, 2020	August 1, 2023	Fixed interest rate 7.5%; EOT 11.5%	114	140	139	
	Equipment Financing	January 16, 2020	September 1, 2023	Fixed interest rate 7.7%; EOT 11.5%	120	145	144	
	Equipment Financing	January 16, 2020	October 1, 2023	Fixed interest rate 7.5%; EOT 11.5%	123	146	145	
	Equipment Financing	January 16, 2020	November 1, 2023	Fixed interest rate 7.2%; EOT 11.5%	416	493	489	
	Equipment Financing	January 16, 2020	December 1, 2023	Fixed interest rate 7.5%; EOT 11.5%	560	657	651	
	Equipment Financing	January 16, 2020	January 1, 2024	Fixed interest rate 7.4%; EOT 11.5%	495	575	570	
	Equipment Financing	January 20, 2020	February 1, 2024	Fixed interest rate 7.4%; EOT 11.5%	512	590	585	
	Equipment Financing	February 1, 2020	March 1, 2024	Fixed interest rate 7.2%; EOT 11.5%	451	515	512	
	Equipment Financing	March 26, 2020	April 1, 2024	Fixed interest rate 7.4%; EOT 11.5%	138	156	157	
	Equipment Financing	April 17, 2020	May 1, 2024	Fixed interest rate 7.3%; EOT 11.5%	903	1,018	1,014	
	Equipment Financing	July 27, 2020	August 1, 2024	Fixed interest rate 7.4%; EOT 11.5%	998	1,100	1,093	
	Equipment Financing	September 4, 2020	October 1, 2024	Fixed interest rate 7.2%; EOT 11.5%	181	197	197	
	Equipment Financing	March 29, 2021	April 1, 2025	Fixed interest rate 7.5%; EOT 11.5%	2,310	2,426	2,421	
	Total BackBlaze, Inc.				8,408	9,585	9,535	
	Commonwealth Fusion Systems, LLC	Equipment Financing ⁽¹⁹⁾	September 10, 2021	October 1, 2024	Fixed interest rate 9.5%; EOT 8.5%	\$ 2,169	\$ 2,196	\$ 2,207
		Equipment Financing ⁽¹⁹⁾	October 20, 2021	November 1, 2024	Fixed interest rate 9.7%; EOT 8.5%	\$ 644	\$ 648	\$ 648
	Total Commonwealth Fusion Systems, LLC				2,813	2,844	2,855	
Core Scientific, Inc.	Equipment Financing ⁽¹⁹⁾	August 31, 2021	October 1, 2024	Fixed interest rate 10.3%; EOT 5.0%	\$ 928	\$ 938	\$ 964	
	Equipment Financing ⁽¹⁹⁾	August 31, 2021	December 1, 2024	Fixed interest rate 10.7%; EOT 5.0%	\$ 13,596	\$ 13,649	\$ 13,649	
	Equipment Financing ⁽¹⁹⁾	August 31, 2021	January 1, 2025	Fixed interest rate 10.5%; EOT 5.0%	\$ 5,000	\$ 5,008	\$ 5,008	
Total Core Scientific, Inc.				19,524	19,595	19,621		
Edeniq, Inc.	Secured Loan	November 30, 2021	June 1, 2025	Fixed interest rate 18.0%	\$ 5,267	\$ 469	\$ 5,074	
Emerald Cloud Lab, Inc.	Equipment Financing ⁽¹⁹⁾	July 13, 2021	August 1, 2024	Fixed interest rate 9.7%; EOT 7.0%	\$ 9,278	\$ 9,486	\$ 9,528	
Emergy, Inc.	Equipment Financing ⁽¹⁹⁾	January 8, 2021	May 1, 2024	Fixed interest rate 9.1%; EOT 8.5%	\$ 434	\$ 456	\$ 456	
	Equipment Financing ⁽¹⁹⁾	December 15, 2021	July 1, 2025	Fixed interest rate 9.3%; EOT 11.5%	\$ 10,419	\$ 10,396	\$ 10,396	
Total Emergy, Inc.				10,853	10,852	10,852		

TRINITY CAPITAL INC.
Consolidated Schedule of Investments
December 31, 2021
(In thousands, except share and per share data)

Portfolio Company ⁽¹⁾	Type of Investment ⁽²⁾	Investment Date ⁽³⁾	Maturity Date	Interest Rate ⁽⁴⁾	Principal Amount ⁽⁵⁾	Cost	Fair Value ⁽⁶⁾
Debt Securities, Continued							
<i>Professional, Scientific, and Technical Services, Continued</i>							
Greenlight Biosciences Inc.	Equipment Financing	March 29, 2021	April 1, 2024	Fixed interest rate 9.7%; EOT 8.0%	\$ 2,575	\$ 2,656	\$ 2,667
	Equipment Financing	June 17, 2021	July 1, 2024	Fixed interest rate 9.5%; EOT 8.0%	3,716	3,774	3,808
	Equipment Financing	August 31, 2021	September 1, 2024	Fixed interest rate 9.7%; EOT 8.0%	2,003	2,008	2,011
	Equipment Financing	August 31, 2021	September 1, 2024	Fixed interest rate 9.7%; EOT 8.0%	1,160	1,163	1,157
Total Greenlight Biosciences Inc.					9,454	9,601	9,643
Incontext Solutions, Inc.	Secured Loan	January 16, 2020	October 1, 2024	Fixed interest rate 11.8%; EOT 16.4%	\$ 6,149	\$ 6,818	\$ 5,476
PebblePost, Inc.	Secured Loan ⁽¹⁹⁾	May 7, 2021	June 1, 2025	Variable interest rate Prime + 8.3% or Floor rate 11.5%; EOT 3.8% ⁽⁸⁾	\$ 12,500	\$ 12,450	\$ 12,547
Pendulum Therapeutics, Inc.	Equipment Financing	January 16, 2020	May 1, 2023	Fixed interest rate 7.7%; EOT 5.0%	\$ 206	\$ 220	\$ 220
	Equipment Financing	January 17, 2020	August 1, 2023	Fixed interest rate 7.8%; EOT 5.0%	1,326	1,436	1,445
	Equipment Financing	March 6, 2020	October 1, 2023	Fixed interest rate 7.7%; EOT 5.0%	407	431	433
	Equipment Financing	July 15, 2020	February 1, 2024	Fixed interest rate 9.8%; EOT 6.0%	633	665	671
	Secured Loan	December 31, 2021	January 1, 2026	Variable interest rate Prime + 6.8% or Floor rate 10.0%; EOT 3.0% ⁽⁸⁾	5,000	4,972	4,972
Total Pendulum Therapeutics, Inc.					7,572	7,724	7,741
Reciprocity, Inc.	Secured Loan	September 25, 2020	October 1, 2024	Variable interest rate Prime + 3.3% or Floor rate 11.3%; EOT 2.0% ⁽⁸⁾	\$ 10,000	\$ 9,984	\$ 10,200
	Secured Loan	April 29, 2021	May 1, 2025	Variable interest rate Prime + 8.0% or Floor rate 11.3%; EOT 2.0% ⁽⁸⁾	5,000	4,984	5,100
Total Reciprocity, Inc.					15,000	14,968	15,300
Sun Basket, Inc.	Secured Loan	December 31, 2020	December 1, 2024	Variable interest rate Prime + 3.3% or Floor rate 11.8%; EOT 5.8% ⁽⁸⁾	\$ 16,905	\$ 16,984	\$ 16,882
Utility Associates, Inc.	Secured Loan ⁽¹⁸⁾	January 16, 2020	September 30, 2023	PIK Fixed interest rate 11.0% ⁽²⁰⁾	\$ 750	\$ 830	\$ 697
ZenDrive, Inc.	Secured Loan ⁽¹⁹⁾	July 16, 2021	August 1, 2026	Variable interest rate Prime + 7.0% or Floor rate 10.3%; EOT 3.0% ⁽⁸⁾	\$ 15,000	\$ 14,899	\$ 15,006
Sub-total: Professional, Scientific, and Technical Services (15.1%)*					\$ 139,473	\$ 137,105	\$ 140,757

TRINITY CAPITAL INC.
Consolidated Schedule of Investments
December 31, 2021
(In thousands, except share and per share data)

Portfolio Company ⁽¹⁾	Type of Investment ⁽²⁾	Investment Date ⁽³⁾	Maturity Date	Interest Rate ⁽⁴⁾	Principal Amount ⁽⁵⁾	Cost	Fair Value ⁽⁶⁾
Debt Securities, Continued							
Real Estate ⁽⁷⁾							
Knockaway, Inc.	Secured Loan	November 10, 2021	June 1, 2026	Variable interest rate Prime + 6.3% or Floor rate 11.0%; EOT 3.0% ⁽⁸⁾	\$ 14,734	\$ 14,608	\$ 14,608
	Secured Loan	November 30, 2021	June 1, 2026	Variable interest rate Prime + 6.3% or Floor rate 11.0%; EOT 3.0% ⁽⁸⁾	2,000	1,982	1,982
	Secured Loan	December 28, 2021	July 1, 2026	Variable interest rate Prime + 6.3% or Floor rate 11.0%; EOT 3.0% ⁽⁸⁾	4,275	4,231	4,231
Total Knockaway, Inc.					21,009	20,821	20,821
Orchard Technologies, Inc.	Secured Loan	March 11, 2021	April 1, 2026	Variable interest rate Prime + 7.5% or Floor rate 11.0%; EOT 4.0% ⁽⁸⁾	\$ 5,000	\$ 5,030	\$ 5,064
	Secured Loan	July 23, 2021	April 1, 2026	Variable interest rate Prime + 7.5% or Floor rate 11.0%; EOT 4.0% ⁽⁸⁾	12,500	12,520	12,612
Total Orchard Technologies, Inc.					17,500	17,550	17,676
Wanderjaunt, Inc.	Equipment Financing	January 16, 2020	June 1, 2023	Fixed interest rate 10.2%; EOT 12.0%	\$ 238	\$ 277	\$ 271
	Equipment Financing	January 16, 2020	August 1, 2023	Fixed interest rate 10.2%; EOT 12.0%	792	935	928
Total Wanderjaunt, Inc.					1,030	1,212	1,199
Sub-total: Real Estate (4.3%)*					\$ 39,539	\$ 39,583	\$ 39,696
Rental and Leasing Services ⁽⁷⁾							
EquipmentShare, Inc.	Equipment Financing	June 24, 2020	July 1, 2023	Fixed interest rate 11.0%; EOT 5.0%	\$ 3,269	\$ 3,501	\$ 3,532
	Equipment Financing	August 7, 2020	September 1, 2023	Fixed interest rate 10.2%; EOT 5.0%	1,252	1,328	1,335
	Equipment Financing	October 2, 2020	November 1, 2023	Fixed interest rate 10.4%; EOT 5.0%	551	579	585
	Equipment Financing	October 9, 2020	November 1, 2023	Fixed interest rate 10.5%; EOT 5.0%	1,741	1,829	1,846
Total EquipmentShare, Inc.					6,813	7,237	7,298
Maxwell Financial Labs, Inc.	Secured Loan	September 30, 2021	April 1, 2026	Variable interest rate Prime + 6.0% or Floor rate 10.0%; EOT 5.0% ⁽⁸⁾	\$ 18,000	\$ 17,828	\$ 17,949
NextCar Holding Company, Inc.	Secured Loan ⁽¹⁹⁾	December 14, 2021	January 1, 2026	Variable interest rate Prime + 5.8% or Floor rate 9.0%; EOT 12.0% ⁽⁸⁾	\$ 5,000	\$ 4,961	\$ 4,961
	Secured Loan ⁽¹⁹⁾	December 15, 2021	January 1, 2026	Variable interest rate Prime + 5.8% or Floor rate 9.0%; EOT 12.0% ⁽⁸⁾	2,000	1,986	1,986
Total NextCar Holding Company, Inc.					7,000	6,947	6,947
Sub-total: Rental and Leasing Services (3.4%)*					\$ 31,813	\$ 32,012	\$ 32,194
Retail Trade ⁽⁷⁾							
Furnished, Inc.	Equipment Financing ⁽¹⁴⁾	October 29, 2021	November 1, 2024	Fixed interest rate 13.4%; EOT 3.0%	\$ 472	\$ 470	\$ 470
Gobble, Inc.	Secured Loan	January 16, 2020	July 1, 2023	Fixed interest rate 11.3%; EOT 6.0%	\$ 2,227	\$ 2,414	\$ 2,398
	Secured Loan	January 16, 2020	July 1, 2023	Fixed interest rate 11.5%; EOT 6.0%	1,120	1,214	1,206
Total Gobble Inc.					3,347	3,628	3,604
Portofino Labs, Inc.	Secured Loan ⁽¹⁹⁾	December 31, 2020	July 1, 2025	Variable interest rate Prime + 3.3% or Floor rate 11.5%; EOT 4.0% ⁽⁸⁾	\$ 2,000	\$ 2,014	\$ 2,023
	Secured Loan ⁽¹⁹⁾	March 12, 2021	October 1, 2025	Variable interest rate Prime + 8.3% or Floor rate 11.5%; EOT 4.0% ⁽⁸⁾	3,000	2,904	2,918
	Secured Loan ⁽¹⁹⁾	April 1, 2021	November 1, 2025	Variable interest rate Prime + 8.3% or Floor rate 11.5%; EOT 4.0% ⁽⁸⁾	2,000	1,860	1,873
Total Portofino Labs, Inc.					7,000	6,778	6,814
Super73, Inc.	Secured Loan	December 31, 2020	January 1, 2025	Variable interest rate Prime + 4.3% or Floor rate 11.5%; EOT 4.0% ⁽⁸⁾	\$ 5,500	\$ 5,528	\$ 5,567
	Secured Loan	October 25, 2021	January 1, 2025	Variable interest rate Prime + 7.3% or Floor rate 11.5%; EOT 4.0% ⁽⁸⁾	4,500	4,456	4,456
Total Super73, Inc.					10,000	9,984	10,023
UnTuckIt, Inc.	Secured Loan	January 16, 2020	June 1, 2025	Fixed interest rate 12.0%; EOT 3.8%	\$ 15,000	\$ 15,796	\$ 15,200
Sub-total: Retail Trade (3.9%)*					\$ 35,819	\$ 36,656	\$ 36,111

TRINITY CAPITAL INC.
Consolidated Schedule of Investments
December 31, 2021
(In thousands, except share and per share data)

Portfolio Company ⁽¹⁾	Type of Investment ⁽²⁾	Investment Date ⁽³⁾	Maturity Date	Interest Rate ⁽⁴⁾	Principal Amount ⁽⁵⁾	Cost	Fair Value ⁽⁶⁾
Debt Securities, Continued							
<i>Space Research and Technology ⁽⁷⁾</i>							
Axiom Space, Inc.	Secured Loan ⁽¹⁹⁾	May 28, 2021	June 1, 2026	Variable interest rate Prime + 6.0% or Floor rate 9.3%; EOT 2.5% ⁽⁸⁾	\$ 30,000	\$ 29,819	\$ 30,015
Sub-total: Space Research and Technology (3.2%)*					\$ 30,000	\$ 29,819	\$ 30,015
<i>Utilities ⁽⁷⁾</i>							
Invenia, Inc.	Secured Loan	January 16, 2020	January 1, 2023	Fixed interest rate 11.5%; EOT 5.0%	\$ 3,611	\$ 4,068	\$ 4,012
	Secured Loan	January 16, 2020	May 1, 2023	Fixed interest rate 11.5%; EOT 5.0%	2,060	2,264	2,240
	Secured Loan	January 16, 2020	January 1, 2024	Fixed interest rate 11.5%; EOT 5.0%	2,190	2,297	2,308
	Secured Loan	January 17, 2020	February 1, 2024	Fixed interest rate 11.5%; EOT 5.0%	3,023	3,183	3,177
	Secured Loan	June 8, 2020	July 1, 2024	Fixed interest rate 11.5%; EOT 5.0%	3,523	3,638	3,669
	Secured Loan	October 29, 2020	November 1, 2024	Fixed interest rate 11.5%; EOT 5.0%	4,883	4,995	5,030
Total Invenia, Inc. ⁽¹⁰⁾					19,290	20,445	20,436
Sub-total: Utilities (2.2%)*					\$ 19,290	\$ 20,445	\$ 20,436
<i>Wholesale Trade ⁽⁷⁾</i>							
BaubleBar, Inc.	Secured Loan	January 16, 2020	March 1, 2023	Fixed interest rate 11.5%; EOT 7.3%	\$ 3,377	\$ 4,285	\$ 4,085
Grandpad, Inc.	Equipment Financing ⁽¹⁹⁾	November 16, 2020	June 1, 2023	Fixed interest rate 10.6%; EOT 5.0%	\$ 1,789	\$ 1,887	\$ 1,893
	Equipment Financing ⁽¹⁹⁾	December 23, 2020	July 1, 2023	Fixed interest rate 10.8%; EOT 5.0%	2,306	2,419	2,425
Total Grandpad, Inc.					4,095	4,306	4,318
Sub-total: Wholesale Trade (0.9%)*					\$ 7,472	\$ 8,591	\$ 8,403
Total: Debt Securities (78.8%)* ⁽¹³⁾					\$ 733,336	\$ 740,925	\$ 735,968

TRINITY CAPITAL INC.
Consolidated Schedule of Investments
December 31, 2021
(In thousands, except share and per share data)

Portfolio Company ⁽¹⁾	Type of Investment ⁽²⁾	Investment Date ⁽³⁾	Expiration Date	Series	Shares	Strike Price	Cost	Fair Value ⁽⁶⁾
Warrant Investments								
<u>Administrative and Support and Waste Management and Remediation ⁽⁷⁾</u>								
Qwick, Inc.	Warrant ⁽¹⁴⁾	December 31, 2021	December 31, 2031	Common Stock	16,956	\$ 2.79	\$ 96	\$ 96
RTS Holding, Inc.	Warrant ⁽¹⁴⁾	December 10, 2021	December 10, 2031	Preferred Series C	3,857	\$ 205.28	\$ 153	\$ 153
Sub-Total: Administrative and Support and Waste Management and Remediation (0.0%)*							\$ 249	\$ 249
<u>Agriculture, Forestry, Fishing and Hunting ⁽⁷⁾</u>								
Bowery Farming, Inc.	Warrant	January 16, 2020	June 10, 2029	Common Stock	68,863	\$ 5.08	\$ 410	\$ 1,419
	Warrant	December 22, 2020	December 22, 2030	Common Stock	29,925	\$ 6.24	\$ 160	\$ 594
	Warrant	September 10, 2021	September 10, 2028	Common Stock	21,577	\$ 0.01	\$ 617	\$ 518
Total Bowery Farming, Inc.							1,187	2,531
Robotany, Inc.	Warrant	January 16, 2020	July 19, 2029	Common Stock	262,870	\$ 0.26	\$ 127	\$ 73
Sub-Total: Agriculture, Forestry, Fishing and Hunting (0.3%)*							\$ 1,314	\$ 2,604
<u>Construction ⁽⁷⁾</u>								
Project Frog, Inc. ⁽²²⁾	Warrant	January 16, 2020	July 26, 2026	Preferred Series AA	211,633	\$ 0.19	\$ 9	\$ —
	Warrant	January 16, 2020	July 26, 2026	Common Stock	180,356	\$ 0.19	\$ 9	\$ —
	Warrant	August 3, 2021	December 31, 2031	Preferred Series CC	250,000	\$ 0.01	\$ 20	\$ 31
Total Project Frog, Inc.							38	31
Sub-Total: Construction (0.0%)*							\$ 38	\$ 31
<u>Educational Services ⁽⁷⁾</u>								
Medical Sales Training Holding Company	Warrant ⁽¹⁴⁾	March 18, 2021	March 18, 2031	Common Stock	28,732	\$ 7.74	\$ 108	\$ 108
Yellowbrick Learning, Inc.	Warrant	January 16, 2020	September 28, 2028	Common Stock	222,222	\$ 0.90	\$ 120	\$ 485
Sub-Total: Educational Services (0.1%)*							\$ 228	\$ 593
<u>Finance and Insurance ⁽⁷⁾</u>								
BoardRE, Inc.	Warrant ⁽¹⁴⁾	October 15, 2021	October 15, 2031	Common Stock	105,347	\$ 1.94	\$ 9	\$ 8
DailyPay, Inc.	Warrant	September 30, 2020	September 30, 2030	Common Stock	89,264	\$ 3.00	\$ 151	\$ 839
Petal Card, Inc.	Warrant	January 16, 2020	November 27, 2029	Preferred Series B	250,268	\$ 1.32	\$ 147	\$ 1,412
	Warrant ⁽¹⁴⁾	January 11, 2021	January 11, 2031	Common Stock	135,835	\$ 0.01	\$ 312	\$ 908
	Warrant	August 6, 2021	August 6, 2031	Common Stock	111,555	\$ 1.60	\$ 197	\$ 605
Total Petal Card, Inc.							656	2,925
Realty Mogul	Warrant	January 16, 2020	December 18, 2027	Preferred Series B	234,421	\$ 3.88	\$ 285	\$ 1
Sub-Total: Finance and Insurance (0.4%)*							\$ 1,101	\$ 3,773
<u>Health Care and Social Assistance ⁽⁷⁾</u>								
Lark Technologies, Inc.	Warrant	September 30, 2020	September 30, 2030	Common Stock	76,231	\$ 1.76	\$ 177	\$ 674
	Warrant	June 30, 2021	June 30, 2031	Common Stock	79,325	\$ 1.76	\$ 258	\$ 701
Total Lark Technologies, Inc.							435	1,375
Sub-Total: Health Care and Social Assistance (0.1%)*							\$ 435	\$ 1,375
<u>Information ⁽⁷⁾</u>								
Everalbum, Inc.	Warrant	January 16, 2020	July 29, 2026	Preferred Series A	851,063	\$ 0.10	\$ 25	\$ —
Figg, Inc.	Warrant ⁽¹¹⁾	January 16, 2020	March 31, 2028	Common Stock	935,198	\$ 0.10	\$ —	\$ —
Firefly Systems, Inc.	Warrant	January 31, 2020	January 29, 2030	Common Stock	133,147	\$ 1.14	\$ 282	\$ 477
Gtxcel, Inc.	Warrant	January 16, 2020	September 24, 2025	Preferred Series C	1,000,000	\$ 0.21	\$ 83	\$ 21
	Warrant	January 16, 2020	September 24, 2025	Preferred Series D	1,000,000	\$ 0.21	\$ 83	\$ 14
Total Gtxcel, Inc.							166	35
Lucidworks, Inc.	Warrant	January 16, 2020	June 27, 2026	Preferred Series D	619,435	\$ 0.77	\$ 805	\$ 2,302
RapidMiner, Inc.	Warrant	January 16, 2020	March 25, 2029	Preferred Series C-1	11,624	\$ 60.22	\$ 528	\$ 18
Rigetti & Co, Inc.	Warrant	May 18, 2021	May 18, 2031	Common Stock	995,099	\$ 0.21	\$ 506	\$ 5,830
Stratifyd, Inc.	Warrant	September 3, 2021	September 3, 2031	Preferred Series B-2	106,719	\$ 2.53	\$ 84	\$ 71
Sub-Total: Information (0.6%)*							\$ 2,396	\$ 8,733

TRINITY CAPITAL INC.
Consolidated Schedule of Investments
December 31, 2021
(In thousands, except share and per share data)

Portfolio Company ⁽¹⁾	Type of Investment ⁽²⁾	Investment Date ⁽³⁾	Expiration Date	Series	Shares	Strike Price	Cost	Fair Value ⁽⁶⁾
Warrant Investments, Continued								
<i>Management of Companies and Enterprises ⁽⁷⁾</i>								
Exer Holdings, LLC	Warrant ⁽¹⁴⁾	November 19, 2021	November 19, 2031	Common Stock	281	\$ 479.25 ⁽²¹⁾	\$ 93	\$ 92
Sub-Total: Management of Companies and Enterprises (0.0%)*							\$ 93	\$ 92
<i>Manufacturing ⁽⁷⁾</i>								
Bolb, Inc.	Warrant ⁽¹⁴⁾	October 12, 2021	October 12, 2031	Common Stock	181,784	\$ 0.07	\$ 35	\$ 34
Daring Foods, Inc.	Warrant	April 8, 2021	April 8, 2031	Common Stock	68,100	\$ 0.27	\$ 106	\$ 431
Footprint International Holding, Inc.	Warrant	February 14, 2020	February 14, 2030	Common Stock	38,171	\$ 0.31	\$ 9	\$ 2,137
Happiest Baby, Inc.	Warrant	January 16, 2020	May 16, 2029	Common Stock	182,554	\$ 0.33	\$ 193	\$ 241
Mainspring Energy, Inc.	Warrant	January 16, 2020	July 9, 2029	Common Stock	140,186	\$ 1.15	\$ 284	\$ 534
	Warrant	November 20, 2020	November 20, 2030	Common Stock	81,294	\$ 1.15	226	310
Total Mainspring Energy, Inc.							510	844
Molekule, Inc.	Warrant	June 19, 2020	June 19, 2030	Preferred Series C-1	32,051	\$ 3.12	\$ 16	\$ 23
Nexii Building Solutions, Inc. ⁽¹⁰⁾	Warrant ⁽¹⁴⁾	August 27, 2021	August 27, 2026	Common Stock	63,071 ⁽²¹⁾	\$ 15.86 ⁽²¹⁾	\$ 410	\$ 421
Quip NYC, Inc.	Warrant	March 9, 2021	March 9, 2031	Preferred Series A-1	10,833	\$ 48.46	\$ 203	\$ 311
SBG Labs, Inc.	Warrant	January 16, 2020	July 29, 2023	Preferred Series A-1	42,857	\$ 0.70	\$ 13	\$ —
	Warrant	January 16, 2020	September 18, 2024	Preferred Series A-1	25,714	\$ 0.70	8	—
	Warrant	January 16, 2020	January 14, 2024	Preferred Series A-1	21,492	\$ 0.70	7	—
	Warrant	January 16, 2020	March 24, 2025	Preferred Series A-1	12,155	\$ 0.70	4	—
	Warrant	January 16, 2020	October 10, 2023	Preferred Series A-1	11,150	\$ 0.70	4	—
	Warrant	January 16, 2020	May 6, 2024	Preferred Series A-1	11,145	\$ 0.70	4	—
	Warrant	January 16, 2020	June 9, 2024	Preferred Series A-1	7,085	\$ 0.70	2	—
	Warrant	January 16, 2020	May 20, 2024	Preferred Series A-1	342,857	\$ 0.70	110	—
Total SBG Labs, Inc.	Warrant	January 16, 2020	March 26, 2025	Preferred Series A-1	200,000	\$ 0.70	65	—
							217	—
Tarana Wireless, Inc.	Warrant ⁽¹⁴⁾	June 30, 2021	June 30, 2031	Common Stock	5,027,629	\$ 0.19	\$ 967	\$ 641
The Fynder Group, Inc.	Warrant	October 14, 2020	October 14, 2030	Common Stock	36,445	\$ 0.49	\$ 68	\$ 337
Vertical Communications, Inc. ⁽²²⁾	Warrant ⁽¹¹⁾	January 16, 2020	July 11, 2026	Preferred Series A	828,479	\$ 1.00	\$ —	\$ —
VitaCup, Inc.	Warrant ⁽¹⁴⁾	June 23, 2021	June 23, 2031	Preferred Series C	68,996	\$ 2.79	\$ 9	\$ 5
Sub-Total: Manufacturing (0.6%)*							\$ 2,743	\$ 5,425

TRINITY CAPITAL INC.
Consolidated Schedule of Investments
December 31, 2021
(In thousands, except share and per share data)

Portfolio Company ⁽¹⁾	Type of Investment ⁽²⁾	Investment Date ⁽³⁾	Expiration Date	Series	Shares	Strike Price	Cost	Fair Value ⁽⁶⁾
Warrant Investments, Continued								
<i>Pharmaceutical ⁽⁷⁾</i>								
Zosano Pharma Corporation	Warrant ⁽⁹⁾	January 16, 2020	September 25, 2025	Common Stock	75,000	\$ 3.59	\$ 69	\$ 17
Sub-Total: Pharmaceutical (0.0%)*							\$ 69	\$ 17
<i>Professional, Scientific, and Technical Services ⁽⁷⁾</i>								
Continuity, Inc.	Warrant	January 16, 2020	March 29, 2026	Preferred Series C	1,588,806	\$ 0.25	\$ 21	\$ 17
Crowdtap, Inc.	Warrant	January 16, 2020	December 16, 2025	Preferred Series B	442,233	\$ 1.09	\$ 41	\$ 240
	Warrant	January 16, 2020	December 11, 2027	Preferred Series B	100,000	\$ 1.09	9	54
Total Crowdtap, Inc.							50	294
Dynamics, Inc.	Warrant	January 16, 2020	March 10, 2024	Common Stock	17,000	\$ 10.59	\$ 86	\$ —
E La Carte, Inc.	Warrant	January 16, 2020	April 27, 2027	Preferred Series A	497,183	\$ 0.30	\$ 185	\$ 861
	Warrant	January 16, 2020	July 28, 2027	Common Stock	104,284	\$ 7.49	14	156
	Warrant	January 16, 2020	April 28, 2027	Preferred Series AA-1	106,841	\$ 7.49	14	43
Total E La Carte, Inc.							213	1,060
Edeniq, Inc.	Warrant ⁽¹¹⁾	January 16, 2020	December 23, 2026	Preferred Series B	2,685,501	\$ 0.22	\$ —	\$ 2
	Warrant ⁽¹¹⁾	January 16, 2020	December 23, 2026	Preferred Series B	2,184,672	\$ 0.01	—	5
	Warrant ⁽¹¹⁾	January 16, 2020	June 29, 2027	Preferred Series C	5,106,972	\$ 0.44	—	—
	Warrant ⁽¹¹⁾	January 16, 2020	November 2, 2028	Preferred Series C	3,850,294	\$ 0.01	—	12
	Warrant	November 29, 2021	November 29, 2031	Preferred Series D	154,906,320	\$ 0.01	7	34
Total Edeniq, Inc. ⁽²²⁾							7	53
Greenlight Biosciences Inc.	Warrant ⁽¹⁴⁾	March 29, 2021	March 29, 2031	Common Stock	219,839	\$ 0.82	\$ 139	\$ 857
Hologram, Inc.	Warrant	January 31, 2020	January 27, 2030	Common Stock	193,054	\$ 0.26	\$ 49	\$ 914
Hospitalists Now, Inc.	Warrant	January 16, 2020	March 30, 2026	Preferred Series D-2	135,807	\$ 5.89	\$ 71	\$ 1,840
	Warrant	January 16, 2020	December 6, 2026	Preferred Series D-2	750,000	\$ 5.89	391	333
Total Hospitalists Now, Inc.							462	2,173
Incontext Solutions, Inc.	Warrant	January 16, 2020	September 28, 2028	Common Stock	2,219	\$ 220.82	\$ 34	\$ —
PebblePost, Inc.	Warrant ⁽¹⁴⁾	May 7, 2021	May 7, 2031	Common Stock	657,343	\$ 0.75	\$ 68	\$ 379
Pendulum Therapeutics, Inc.	Warrant	January 16, 2020	October 9, 2029	Preferred Series B	55,263	\$ 1.90	\$ 44	\$ 46
	Warrant	June 1, 2020	July 15, 2030	Preferred Series B	36,842	\$ 1.90	36	31
	Warrant ⁽¹⁴⁾	December 31, 2021	December 31, 2021	Preferred Series C	322,251	\$ 3.24	118	118
Total Pendulum Therapeutics, Inc.							198	195
Reciprocity, Inc.	Warrant	September 25, 2020	September 25, 2030	Common Stock	114,678	\$ 4.17	\$ 99	\$ 656
Total Reciprocity, Inc.	Warrant	April 29, 2021	April 29, 2031	Common Stock	57,195	\$ 4.17	54	327
								153
Resilinc, Inc.	Warrant	January 16, 2020	December 15, 2025	Preferred Series A	589,275	\$ 0.51	\$ 40	\$ —
Sun Basket, Inc.	Warrant	January 16, 2020	October 5, 2027	Common Stock	103,636	\$ 14.47	\$ 111	\$ 1,172
	Warrant	December 31, 2020	December 29, 2032	Common Stock	33,348	\$ 3.17	546	81
Total Sun Basket, Inc.							657	1,253

TRINITY CAPITAL INC.
Consolidated Schedule of Investments
December 31, 2021
(In thousands, except share and per share data)

Portfolio Company ⁽¹⁾	Type of Investment ⁽²⁾	Investment Date ⁽³⁾	Expiration Date	Series	Shares	Strike Price	Cost	Fair Value ⁽⁶⁾
Warrant Investments, Continued								
<i>Professional, Scientific, and Technical Services, Continued</i> ⁽⁷⁾								
Utility Associates, Inc.	Warrant	January 16, 2020	June 30, 2025	Preferred Series A	92,511	\$ 4.54	\$ 55	\$ —
	Warrant	January 16, 2020	May 1, 2026	Preferred Series A	60,000	\$ 4.54	36	—
	Warrant	January 16, 2020	May 22, 2027	Preferred Series A	200,000	\$ 4.54	120	—
Total Utility Associates, Inc.							211	—
ZenDrive, Inc.	Warrant ⁽¹⁴⁾	July 16, 2021	July 16, 2031	Common Stock	30,466	\$ 2.46	\$ 29	\$ 55
Sub-Total: Professional, Scientific, and Technical Services (0.9%)*							\$ 2,417	\$ 8,233
<i>Real Estate</i> ⁽⁷⁾								
Egomotion Corporation	Warrant ⁽¹¹⁾	January 16, 2020	December 10, 2028	Preferred Series A	60,786	\$ 1.32	\$ —	\$ 47
	Warrant	January 16, 2020	June 29, 2028	Preferred Series A	121,571	\$ 1.32	219	94
Total Egomotion Corporation							219	141
Knockaway, Inc.	Warrant	January 16, 2020	May 24, 2029	Preferred Series B	87,955	\$ 8.53	\$ 209	\$ 458
	Warrant	November 10, 2021	November 10, 2031	Common Stock	148,730 ⁽²¹⁾	\$ 7.74 ⁽²¹⁾	265	557
Total Knockaway, Inc.							474	1,015
Sub-Total: Real Estate (0.1%)*							\$ 693	\$ 1,156
<i>Rental and Leasing Services</i> ⁽⁷⁾								
Maxwell Financial Labs, Inc.	Warrant	October 7, 2020	October 7, 2030	Common Stock	106,735	\$ 0.29	\$ 20	\$ 283
	Warrant	December 22, 2020	December 22, 2030	Common Stock	110,860	\$ 0.29	34	273
	Warrant	September 30, 2021	September 30, 2031	Common Stock	79,135	\$ 1.04	148	174
Total Maxwell Financial Labs, Inc.							202	730
NextCar Holding Company, Inc.	Warrant	December 14, 2021	December 14, 2026	Preferred Series A	167,543 ⁽²¹⁾	\$ 2.62 ⁽²¹⁾	35	80
Sub-Total: Rental and Leasing Services (0.1%)*							\$ 237	\$ 810
<i>Retail Trade</i> ⁽⁷⁾								
Boosted eCommerce, Inc.	Warrant	December 18, 2020	December 14, 2030	Preferred Series A-1	759,263	\$ 0.84	\$ 259	\$ 154
Furnished, Inc.	Warrant ⁽¹⁴⁾	May 5, 2021	May 5, 2031	Common Stock	54,427	\$ 0.15	\$ 39	\$ 39
Gobble, Inc.	Warrant	January 16, 2020	May 9, 2028	Common Stock	74,635	\$ 1.20	\$ 73	\$ 101
	Warrant	January 16, 2020	December 27, 2029	Common Stock	10,000	\$ 1.22	617	754
Total Gobble, Inc.							690	855
Madison Reed, Inc.	Warrant	January 16, 2020	March 23, 2027	Preferred Series C	194,553	\$ 2.57	\$ 185	\$ 398
	Warrant	January 16, 2020	July 18, 2028	Common Stock	43,158	\$ 0.99	71	131
	Warrant	January 16, 2020	June 30, 2029	Common Stock	36,585	\$ 1.23	56	105
Total Madison Reed, Inc.							312	634
Portofino Labs, Inc.	Warrant ⁽¹⁴⁾	December 31, 2020	December 31, 2030	Common Stock	39,659	\$ 1.53	\$ 160	\$ 107
	Warrant ⁽¹⁴⁾	April 1, 2021	April 1, 2031	Common Stock	39,912	\$ 1.46	99	44
Total Portofino Labs, Inc.							259	151
Super73, Inc.	Warrant ⁽¹⁴⁾	December 31, 2020	December 31, 2030	Common Stock	177,305	\$ 3.16	\$ 105	\$ 132
Trendly, Inc.	Warrant	January 16, 2020	August 10, 2026	Preferred Series A	245,506	\$ 1.14	\$ 222	\$ 86
Sub-Total: Retail Trade (0.2%)*							\$ 1,886	\$ 2,051

TRINITY CAPITAL INC.
Consolidated Schedule of Investments
December 31, 2021
(In thousands, except share and per share data)

Portfolio Company ⁽¹⁾	Type of Investment ⁽²⁾	Investment Date ⁽³⁾	Expiration Date	Series	Shares	Strike Price	Cost	Fair Value ⁽⁶⁾
Warrant Investments, Continued								
Space Research and Technology ⁽⁷⁾								
Axiom Space, Inc.	Warrant	May 28, 2021	May 28, 2031	Common Stock	1,773	\$ 169.24	\$ 121	\$ 146
	Warrant	May 28, 2021	May 28, 2031	Common Stock	882	\$ 340.11	39	37
Total Axiom Space, Inc.							160	183
Sub-Total: Space Research and Technology (0.0%)*							\$ 160	\$ 183
Wholesale Trade ⁽⁷⁾								
BaubleBar, Inc.	Warrant	January 16, 2020	March 29, 2027	Preferred Series C	531,806	\$ 1.96	\$ 639	\$ 788
	Warrant	January 16, 2020	April 20, 2028	Preferred Series C	60,000	\$ 1.96	72	89
Total BaubleBar, Inc.							711	877
GrubMarket, Inc.	Warrant	June 15, 2020	June 15, 2030	Common Stock	405,000	\$ 1.10	\$ 115	\$ 568
Sub-Total: Wholesale Trade (0.2%)*							\$ 826	\$ 1,445
Total: Warrant Investments (3.6%)* ⁽¹³⁾							\$ 14,885	\$ 36,770

TRINITY CAPITAL INC.
Consolidated Schedule of Investments
December 31, 2021
(In thousands, except share and per share data)

Portfolio Company ⁽¹⁾	Type of Investment ⁽²⁾	Investment Date ⁽³⁾	Shares / Principal	Series	Cost	Fair Value ⁽⁶⁾
Equity Investments						
Construction ⁽⁷⁾						
Project Frog, Inc.	Equity	January 16, 2020	4,383,173	Preferred Series AA-1 ⁽¹⁷⁾	\$ 351	\$ —
	Equity	January 16, 2020	3,401,427	Preferred Series BB ⁽¹⁷⁾	1,333	—
	Equity	August 3, 2021	6,634,061	Common Stock	1,684	—
	Equity	August 3, 2021	3,129,887	Preferred Series CC ⁽¹⁷⁾	1,253	426
Total Project Frog, Inc. ⁽²²⁾					4,621	426
Sub-Total: Construction (0.0%)*					\$ 4,621	\$ 426
Health Care and Social Assistance ⁽⁷⁾						
FemTec, Inc. ⁽²²⁾	Equity	July 22, 2021	1,098,093	Common Stock	\$ 13,046	\$ 12,369
Lark Technologies, Inc.	Equity ⁽¹⁴⁾	August 19, 2021	32,416	Preferred Series D ⁽¹⁷⁾	\$ 500	\$ 461
WorkWell Prevention & Care Inc.	Equity	January 16, 2020	7,000,000	Common Stock	\$ 51	\$ —
	Equity	January 16, 2020	3,450	Preferred Series P ⁽¹⁷⁾	3,450	—
	Equity	January 16, 2020	\$ 2,870	Convertible Note ⁽¹⁶⁾	2,919	903
Total WorkWell Prevention & Care Inc. ⁽²²⁾					6,420	903
Sub-Total: Health Care and Social Assistance (1.5%)*					\$ 19,966	\$ 13,733
Manufacturing ⁽⁷⁾						
Lucid Motors, Inc.	Equity ⁽⁹⁾	July 26, 2021	1,867,973	Common Stock	\$ 8,560	\$ 67,620
Quip NYC, Inc.	Equity ⁽¹⁴⁾	August 17, 2021	3,321	Preferred Series B-1 ⁽¹⁷⁾	\$ 500	\$ 493
Store Intelligence, Inc. ⁽²²⁾	Equity	May 2, 2020	1,430,000	Preferred Series A ⁽¹⁷⁾	\$ 608	\$ —
Vertical Communications, Inc.	Equity ⁽¹¹⁾	January 16, 2020	3,892,485	Preferred Series 1 ⁽¹⁷⁾	\$ —	\$ —
	Equity	January 16, 2020	\$ 5,500	Convertible Note ⁽¹⁶⁾	3,966	3,725
Total Vertical Communications, Inc. ⁽²²⁾					3,966	3,725
Sub-Total: Manufacturing (7.7%)*					\$ 13,634	\$ 71,838
Professional, Scientific, and Technical Services ⁽⁷⁾						
Dynamics, Inc.	Equity	January 16, 2020	17,726	Preferred Series A ⁽¹⁷⁾	\$ 391	\$ —
Matterport, Inc.	Equity ⁽⁹⁾	July 23, 2021	571,941	Common Stock	\$ 434	\$ 11,324
Edeniq, Inc.	Equity ⁽¹¹⁾	January 16, 2020	7,807,499	Preferred Series B ⁽¹⁷⁾	\$ —	\$ 19
	Equity ⁽¹¹⁾	January 16, 2020	3,657,487	Preferred Series C ⁽¹⁷⁾	—	34
	Equity ⁽¹¹⁾	November 29, 2021	133,766,138	Preferred Series D ⁽¹⁷⁾	—	343
Total Edeniq, Inc. ⁽²²⁾					—	396
Emergy, Inc.	Equity	June 28, 2021	75,958	Preferred Series B ⁽¹⁷⁾	\$ 500	\$ 507
Sub-Total: Professional, Scientific, and Technical Services (1.3%)*					\$ 1,325	\$ 12,227

TRINITY CAPITAL INC.
Consolidated Schedule of Investments
December 31, 2021
(In thousands, except share and per share data)

Portfolio Company ⁽¹⁾	Type of Investment ⁽²⁾	Investment Date ⁽³⁾	Shares / Principal	Series	Cost	Fair Value ⁽⁶⁾
Equity Investments, Continued						
Real Estate ⁽⁷⁾						
Orchard Technologies, Inc.	Equity ⁽¹⁴⁾	August 6, 2021	74,406	Preferred Series D ⁽¹⁷⁾	\$ 500	\$ 499
Sub-Total: Real Estate (0.1%)*					\$ 500	\$ 499
Rental and Leasing Services ⁽⁷⁾						
Maxwell Financial Labs, Inc	Equity ⁽¹⁴⁾	January 22, 2021	135,641	Preferred Series B ⁽¹⁷⁾	\$ 500	\$ 509
Sub-Total: Rental and Leasing Services (0.1%)*					\$ 500	\$ 509
Retail Trade ⁽⁷⁾						
Femished, Inc.	Equity ⁽¹¹⁾⁽¹⁴⁾	October 6, 2021	454,905	Preferred Series B-1 ⁽¹⁷⁾	\$ 500	\$ 500
Portofino Labs, Inc.	Equity ⁽¹¹⁾⁽¹⁴⁾	November 1, 2021	256,291	Preferred Series B-1 ⁽¹⁷⁾	\$ 500	\$ 500
Sub-Total: Retail Trade (0.1%)*					\$ 1,000	\$ 1,000
Space Research and Technology ⁽⁷⁾						
Axiom Space, Inc.	Equity ⁽¹⁴⁾	August 11, 2021	\$ 500	Convertible Note ⁽¹⁶⁾	\$ 500	\$ 500
Sub-Total: Rental and Leasing Services (0.1%)*					\$ 500	\$ 500
Total: Equity Investments (10.8%)* ⁽¹³⁾					\$ 42,046	\$ 100,732
Total Investment in Securities (93.2%)*					\$ 797,856	\$ 873,470
Cash, Cash Equivalents, and Restricted Cash						
Goldman Sachs Financial Square Government Institutional Fund					\$ 43,428	\$ 43,428
Other cash accounts					3,314	3,314
Cash, Cash Equivalents, and Restricted Cash (4.7%)*					46,742	46,742
Total Portfolio Investments and Cash and Cash Equivalents (97.8% of net assets)					\$ 844,598	\$ 920,212

TRINITY CAPITAL INC.
Consolidated Schedule of Investments
December 31, 2021
(In thousands, except share and per share data)

* Value as a percent of net assets

- (1) All portfolio companies are located in North America. As of December 31, 2021, the Company had three foreign domiciled portfolio companies, which are based in Canada and, in total, represent 13.5% of total net asset value based on fair value. The Company generally acquires its investments in private transactions exempt from registration under the Securities Act of 1933, as amended (the “Securities Act”). These investments are generally subject to certain limitations on resale and may be deemed to be “restricted securities” under the Securities Act.
- (2) All debt investments are income producing unless otherwise noted. All equity and warrant investments are non-income producing unless otherwise noted. Equipment financed under our equipment financing investments relates to operational equipment essential to revenue production for the portfolio company in the industry noted.
- (3) Investment date represents the date of initial investment date, either purchases or funding, not adjusted for modifications. For assets purchased from the Legacy Funds as part of the Formation Transactions, investment date is January 16, 2020, the date of the Formation Transactions.
- (4) Interest rate is the fixed or variable rate of the debt investments and does not include any original issue discount, end-of-term (“EOT”) payment, or any additional fees related to such investments, such as deferred interest, commitment fees, prepayment fees or exit fees. EOT payments are contractual payments due in cash at the maturity date of the loan, including upon prepayment, and are a fixed rate determined at the inception of the loan. At the end of the term of certain equipment financings, the borrower has the option to purchase the underlying assets at fair market value in certain cases subject to a cap, or return the equipment and pay a restocking fee. The fair values of the financed assets have been estimated as a percentage of original cost for purpose of the EOT payment value. The EOT payment is amortized and recognized as non-cash income over the loan or equipment financing prior to its payment and is included as a component of the cost basis of the Company’s current debt securities
- (5) Principal is net of repayments, if any, as per the terms of the debt instrument’s contract.
- (6) Except as noted, all investments were valued at fair value using Level 3 significant unobservable inputs as determined in good faith by the Company’s board of directors.
- (7) The Company uses the North American Industry Classification System (“NAICS”) code for classifying the industry grouping of its portfolio companies.
- (8) The interest rate on variable interest rate investments represents a benchmark rate plus spread. The benchmark interest rate is subject to an interest rate floor. The benchmark rate Prime was 3.25% and 1-month USD LIBOR was 0.10% as of December 31, 2021
- (9) Asset is valued using Level 2 inputs.
- (10) Indicates a “non-qualifying asset” under section 55(a) by the Investment Company Act of 1940, as amended (the “1940 Act”). The Company’s percentage of non-qualifying assets at fair value represents 6.4% of the Company’s total assets as of December 31, 2021. Qualifying assets must represent at least 70% of the Company’s total assets at the time of acquisition of any additional non-qualifying assets. Asset is not a U.S. entity. Hut 8 Holdings, Inc., Invenia, Inc. and Nexii, Inc. are Canadian corporations.
- (11) Investment has zero cost basis as it was purchased at a fair market value of zero as part of the Formation Transactions.
- (12) Investment is a secured loan warehouse facility collateralized by interest in specific assets that meet the eligibility requirements under the facility during the warehouse period. Repayment of the facility will occur over the amortizing period unless otherwise prepaid.
- (13) All of the Company’s debt, warrant and equity securities are pledged as collateral supporting the amounts outstanding under the credit facility with Credit Suisse AG (see “Note 5 – Borrowings”), except as noted.

- (14) Investment is not pledged as collateral supporting amounts outstanding under the credit facility with Credit Suisse AG.
- (15) Investment is considered non-income producing.
- (16) Convertible notes represent investments through which the Company will participate in future equity rounds at preferential rates. There are no principal or interest payments made against the note unless conversion does not take place.
- (17) Preferred stock represents investments through which the Company will have preference in liquidation rights and do not contain any cumulative preferred dividends.
- (18) Investment is on non-accrual status as of December 31, 2021 and is therefore considered non-income producing.
- (19) Investment is pledged as collateral supporting amounts outstanding under the credit facility with KeyBank.
- (20) Interest on this loan includes a payment-in-kind (“PIK”) provision. Contractual PIK interest, which represents contractually deferred interest added to the loan balance that is generally due at the end of the loan term, is generally recorded on an accrual basis to the extent such amounts are expected to be collected.
- (21) Company has been issued warrants with pricing and number of shares dependent upon a future round of equity issuance by the portfolio company.

- (22) This investment is deemed to be a “Control Investment” or an “Affiliate Investment.” The Company classifies its investment portfolio in accordance with the requirements of the 1940 Act. Control Investments are defined by the 1940 Act as investments in companies in which the Company owns more than 25% of the voting securities or maintains greater than 50% of the board representation. Affiliate Investments are defined by the 1940 Act as investments in companies in which the Company owns between 5% and 25% (inclusive) of the voting securities and does not have rights to maintain greater than 50% of the board representation. As defined in the 1940 Act, the Company is deemed to be an “Affiliated Person” of this portfolio company. Fair value as of December 31, 2021, along with transactions during the year ended December 31, 2021 in these control or affiliated investments are as follows:

	Fair Value at December 31, 2020	Gross Additions ⁽¹⁾	Gross Reductions ⁽²⁾	Realized Gain/(Loss)	Net change in Unrealized (Depreciation)/ Appreciation	Fair Value at December 31, 2021	Interest Income
<i>For the Year Ended December 31, 2021</i>							
Control Investments							
Birchbox, Inc.	\$ 19,369	\$ 5,569	\$ (23,548)	\$ (2,725)	\$ 1,335	\$ —	\$ 576
Edeniq, Inc.	1,507	914	(2,301)	—	5,402	5,522	1,675
Project Frog, Inc.	4,516	1,318	(20)	—	(1,605)	4,209	549
Vertical Communications, Inc.	16,953	1,597	(325)	—	(843)	17,382	2,082
WorkWell Prevention and Care Inc.	6,385	1,435	—	—	(2,719)	5,101	360
Total Control Investments	\$ 48,730	\$ 10,833	\$ (26,194)	\$ (2,725)	\$ 1,570	\$ 32,214	\$ 5,242
Affiliate Investments							
FemTec Health, Inc.	\$ —	\$ 29,499	\$ (531)	\$ —	\$ (1,220)	\$ 27,748	\$ 725
Ology Bioservices, Inc.	15,072	—	(9,972)	2,159	(7,259)	—	—
Store Intelligence, Inc.	12,578	162	(360)	—	(7,936)	4,444	882
Total Affiliate Investments	\$ 27,650	\$ 29,661	\$ (10,863)	\$ 2,159	\$ (16,415)	\$ 32,192	\$ 1,607
Total Control and Affiliate Investments	\$ 76,380	\$ 40,494	\$ (37,057)	\$ (566)	\$ (14,845)	\$ 64,406	\$ 6,849

- (1) Gross additions may include increases in the cost basis of investments resulting from new portfolio investments, PIK interest, the accretion of discounts, the exchange of one or more existing securities for one or more new securities and the movement of an existing portfolio company into this category from a different category.
- (2) Gross reductions may include decreases in the cost basis of investments resulting from principal collections related to investment repayments or sales, the exchange of one or more existing securities for one or more new securities and the movement of an existing portfolio company out of this category into a different category.

TRINITY CAPITAL INC.
Consolidated Schedule of Investments
December 31, 2020
(In thousands, except share and per share data)

Portfolio Company ⁽¹⁾	Type of Investment ⁽³⁾	Investment Date ⁽¹⁷⁾	Maturity Date	Interest Rate ⁽⁴⁾	Principal Amount ⁽⁵⁾	Cost	Fair Value ⁽⁶⁾
Debt Securities							
Administrative and Support and Waste Management and Remediation							
⁽²⁾ SeaOn Environmental, LLC	Equipment Financing	January 16, 2020	January 1, 2023	Fixed interest rate 9.0%; EOT 12.0%	\$ 2,134	\$ 2,370	\$ 2,328
Sub-total: Administrative and Support and Waste Management and Remediation (1.0%)*					\$ 2,134	\$ 2,370	\$ 2,328
Agriculture, Forestry, Fishing and Hunting							
⁽²⁾ Bowery Farming, Inc.	Equipment Financing	January 16, 2020	January 1, 2023	Fixed interest rate 8.5%; EOT 8.5%	\$ 2,481	\$ 2,742	\$ 2,574
	Equipment Financing	January 16, 2020	February 1, 2023	Fixed interest rate 8.7%; EOT 8.5%	2,453	2,650	2,684
	Equipment Financing	January 16, 2020	May 1, 2023	Fixed interest rate 8.7%; EOT 8.5%	3,054	3,259	3,303
	Equipment Financing	December 22, 2020	January 1, 2024	Fixed interest rate 7.5%; EOT 8.5%	10,000	9,912	9,912
Total Bowery Farming, Inc.					17,988	18,563	18,473
Robotany, Inc.	Equipment Financing	January 16, 2020	January 1, 2024	Fixed interest rate 7.6%; EOT 22.0%	\$ 1,667	\$ 1,720	\$ 1,709
Sub-total: Agriculture, Forestry, Fishing and Hunting (8.5%)*					\$ 19,655	\$ 20,283	\$ 20,182
Construction ⁽²⁾							
Dandelion Energy, Inc.	Equipment Financing	March 17, 2020	April 1, 2024	Fixed interest rate 9.0%; EOT 12.5%	\$ 460	\$ 467	\$ 471
	Equipment Financing	October 27, 2020	November 1, 2024	Fixed interest rate 9.2%; EOT 12.5%	545	551	551
	Equipment Financing ⁽¹²⁾	November 19, 2020	December 1, 2024	Fixed interest rate 9.1%; EOT 12.5%	558	563	563
	Equipment Financing	December 29, 2020	January 1, 2025	Fixed interest rate 9.2%; EOT 12.5%	791	791	791
Total Dandelion Energy, Inc.					2,354	2,372	2,376
Project Frog, Inc. ⁽²⁰⁾	Secured Loan	April 30, 2020	May 1, 2023	Fixed interest rate 12.0%	\$ 4,128	\$ 4,045	\$ 4,029
Sub-total: Construction (2.7%)*					\$ 6,482	\$ 6,417	\$ 6,405
Educational Services ⁽²⁾							
Examity, Inc.	Secured Loan	January 16, 2020	February 1, 2022	Fixed interest rate 11.5%; EOT 8.0%	\$ 3,280	\$ 4,028	\$ 3,994
	Secured Loan	January 16, 2020	February 1, 2022	Fixed interest rate 11.5%; EOT 4.0%	3,516	1,775	1,775
	Secured Loan	January 16, 2020	January 1, 2023	Fixed interest rate 12.25%; EOT 4.0%	1,658	1,005	1,004
Total Examity, Inc.					8,454	6,808	6,773
Qubed, Inc. dba Yellowbrick	Secured Loan	January 16, 2020	October 1, 2023	Variable interest rate PRIME + 8.3% or Floor rate 11.5%; EOT 5.0% ⁽⁹⁾	\$ 1,906	\$ 1,950	\$ 1,957
	Secured Loan	January 16, 2020	October 1, 2023	Fixed interest rate 11.5%; EOT 4.0%	476	481	493
Total Qubed, Inc. dba Yellowbrick					2,382	2,431	2,450
Sub-total: Educational Services (3.9%)*					\$ 10,836	\$ 9,239	\$ 9,223

TRINITY CAPITAL INC.
Consolidated Schedule of Investments
December 31, 2020
(In thousands, except share and per share data)

Portfolio Company ⁽¹⁾	Type of Investment ⁽³⁾	Investment Date ⁽¹⁷⁾	Maturity Date	Interest Rate ⁽⁴⁾	Principal Amount ⁽⁵⁾	Cost	Fair Value ⁽⁶⁾
Debt Securities, Continued							
<u>Finance and Insurance</u> ⁽²⁾							
DailyPay, Inc.	Secured Loan	September 30, 2020	November 1, 2024	Variable interest rate PRIME + 7.0% or Floor rate 12.0%; EOT 6.0% ⁽⁹⁾	\$ 20,000	\$ 19,800	\$ 20,062
	Secured Loan	December 30, 2020	January 1, 2025	Variable interest rate PRIME + 7.0% or Floor rate 12.0%; EOT 6.0% ⁽⁹⁾	5,000	4,939	4,939
Total DailyPay, Inc.					25,000	24,739	25,001
Petal Card, Inc.	Secured Loan	January 16, 2020	December 1, 2023	Fixed interest rate 11.0%; EOT 3.0%	\$ 10,000	\$ 9,998	\$ 10,116
Sub-total: Finance and Insurance (14.7%)*					\$ 35,000	\$ 34,737	\$ 35,117
<u>Health Care and Social Assistance</u> ⁽²⁾							
Lark Technologies, Inc.	Secured Loan	September 30, 2020	April 1, 2025	Variable interest rate PRIME + 8.3% or Floor rate 11.5%; EOT 4.0% ⁽⁹⁾	\$ 5,000	\$ 4,809	\$ 4,874
WorkWell Prevention & Care Inc.	Secured Loan	January 16, 2020	March 1, 2024	Fixed interest rate 8.0%; EOT 10.0%	\$ 3,370	\$ 3,608	\$ 3,493
	Secured Loan	January 16, 2020	March 1, 2024	Fixed interest rate 8.0%; EOT 10.0%	700	734	693
Total WorkWell Prevention & Care Inc. ⁽²⁰⁾					4,070	4,342	4,186
Sub-total: Health Care and Social Assistance (3.8%)*					\$ 9,070	\$ 9,151	\$ 9,060
<u>Information</u> ⁽²⁾							
Firefly Systems, Inc.	Equipment Financing	January 29, 2020	February 1, 2023	Fixed interest rate 9.0%; EOT 10.0%	\$ 3,946	\$ 4,080	\$ 4,052
	Equipment Financing	August 28, 2020	September 1, 2023	Fixed interest rate 9.0%; EOT 10.0%	3,208	3,308	3,307
	Equipment Financing	September 18, 2020	October 1, 2023	Fixed interest rate 9.0%; EOT 10.0%	386	396	396
Total Firefly Systems, Inc.					7,540	7,784	7,755
Gobiquity, Inc.	Equipment Financing	January 16, 2020	April 1, 2022	Fixed interest rate 7.5%; EOT 20.0%	\$ 296	\$ 394	\$ 395
Hytrust, Inc.	Secured Loan	January 16, 2020	February 1, 2021	Fixed interest rate 11.1%; EOT 10.5%	\$ 194	\$ 717	\$ 621
Oto Analytics, Inc.	Secured Loan	January 16, 2020	March 1, 2023	Fixed interest rate 11.5%; EOT 6.0%	\$ 7,294	\$ 7,755	\$ 7,735
RapidMiner, Inc.	Secured Loan	January 16, 2020	April 1, 2024	Fixed interest rate 12.0%; EOT 7.5%	\$ 10,000	\$ 10,099	\$ 10,113
Smule, Inc.	Secured Loan	July 1, 2020	January 1, 2022	Fixed interest rate 0.0% ⁽¹⁵⁾	\$ 145	\$ 145	\$ 145
STS Media, Inc. ⁽¹¹⁾	Secured Loan	January 16, 2020	May 1, 2022	Fixed interest rate 11.9%; EOT 4.0%	\$ 7,811	\$ 737	\$ 100
Unitas Global, Inc.	Equipment Financing	January 16, 2020	July 1, 2021	Fixed interest rate 9.0%; EOT 12.0%	\$ 580	\$ 938	\$ 921
	Equipment Financing	January 16, 2020	April 1, 2021	Fixed interest rate 7.8%; EOT 6.0%	53	76	74
Total Unitas Global, Inc.					633	1,014	995
Sub-total: Information (11.7%)*					\$ 33,913	\$ 28,645	\$ 27,859

TRINITY CAPITAL INC.
Consolidated Schedule of Investments
December 31, 2020
(In thousands, except share and per share data)

Portfolio Company ⁽¹⁾	Type of Investment ⁽³⁾	Investment Date ⁽¹⁷⁾	Maturity Date	Interest Rate ⁽⁴⁾	Principal Amount ⁽⁵⁾	Cost	Fair Value ⁽⁶⁾
Debt Securities, Continued							
Manufacturing ⁽²⁾							
AyDeeKay LLC	Secured Loan	January 16, 2020	August 1, 2024	Variable interest rate PRIME + 7.5% or Floor rate 10.8%; EOT 3.0% ⁽⁹⁾	\$ 12,000	\$ 11,893	\$ 11,779
BHCosmetics, LLC	Equipment Financing	January 16, 2020	March 1, 2021	Fixed interest rate 8.9%; EOT 5.0%	\$ 106	\$ 165	\$ 165
	Equipment Financing	January 16, 2020	April 1, 2021	Fixed interest rate 8.7%; EOT 5.0%	159	217	218
Total BHCosmetics, LLC					265	382	383
Footprint International Holding, Inc.	Equipment Financing	February 14, 2020	March 1, 2024	Fixed interest rate 10.3%; EOT 8.0%	\$ 14,771	\$ 15,244	\$ 15,352
	Secured Loan	June 22, 2020	July 1, 2024	Fixed interest rate 12.0%; EOT 9.0%	7,000	7,095	7,177
Total Footprint International Holding, Inc.					21,771	22,339	22,529
Happiest Baby, Inc.	Equipment Financing	January 16, 2020	September 1, 2022	Fixed interest rate 8.4%; EOT 9.5%	\$ 924	\$ 1,031	\$ 998
	Equipment Financing	January 16, 2020	November 1, 2022	Fixed interest rate 8.6%; EOT 9.5%	748	822	830
	Equipment Financing	January 16, 2020	January 1, 2023	Fixed interest rate 8.6%; EOT 9.5%	719	775	786
	Equipment Financing	February 7, 2020	June 1, 2023	Fixed interest rate 8.2%; EOT 9.5%	901	953	955
	Equipment Financing	September 16, 2020	January 1, 2024	Fixed interest rate 7.8%; EOT 9.5%	1,248	1,270	1,278
Total Happiest Baby, Inc.					4,540	4,851	4,847
Health-Ade, LLC	Equipment Financing	January 16, 2020	February 1, 2022	Fixed interest rate 9.4%; EOT 15.0%	\$ 1,361	\$ 1,887	\$ 1,877
	Equipment Financing	January 16, 2020	April 1, 2022	Fixed interest rate 8.6%; EOT 15.0%	784	1,031	1,030
	Equipment Financing	January 16, 2020	July 1, 2022	Fixed interest rate 9.1%; EOT 15.0%	1,956	2,436	2,441
Total Health-Ade, LLC					4,101	5,354	5,348
Mainspring Energy, Inc.	Secured Loan	January 16, 2020	August 1, 2023	Fixed interest rate 11.0%; EOT 3.8%	\$ 8,592	\$ 8,759	\$ 8,801
	Secured Loan	November 20, 2020	December 1, 2024	Fixed interest rate 11.0%; EOT 3.8%	5,500	5,267	5,267
Total Mainspring Energy, Inc.					14,092	14,026	14,068
Miyoko's Kitchen	Equipment Financing	February 19, 2020	September 1, 2022	Fixed interest rate 8.8%; EOT 9.0%	\$ 580	\$ 617	\$ 618
	Equipment Financing	August 27, 2020	March 1, 2023	Fixed interest rate 8.9%; EOT 9.0%	867	889	896
Total Miyoko's Kitchen					1,447	1,506	1,514
Molekule, Inc.	Equipment Financing	June 19, 2020	January 1, 2024	Fixed interest rate 8.8%; EOT 10.0%	\$ 2,526	\$ 2,571	\$ 2,588
	Equipment Financing	September 29, 2020	April 1, 2024	Fixed interest rate 9.0%; EOT 10.0%	542	550	554
	Equipment Financing	December 18, 2020	July 1, 2024	Fixed interest rate 8.8%; EOT 10.0%	879	879	881
Total Molekule, Inc.					3,947	4,000	4,023
Second Nature Brands, Inc.	Equipment Financing	September 29, 2020	April 1, 2024	Fixed interest rate 9.7%; EOT 11.50%	\$ 2,196	\$ 2,157	\$ 2,144
Store Intelligence, Inc. ⁽²⁰⁾	Secured Loan	May 2, 2020	June 1, 2024	Fixed interest rate 12.0%; EOT 7.8%	\$ 12,001	\$ 12,232	\$ 11,884
The Fynder Group, Inc.	Equipment Financing	October 14, 2020	May 1, 2024	Fixed interest rate 9.1%; EOT 10.0%	\$ 612	\$ 604	\$ 604
Vertical Communications, Inc.	Secured Loan	May 1, 2020	November 1, 2024	Fixed interest rate 9.5%; EOT 26.4%	\$ 12,000	\$ 12,937	\$ 12,787
	Secured Loan	June 18, 2020	July 1, 2022	Fixed interest rate 9.5%	807	807	816
Total Vertical Communications, Inc. ⁽²⁰⁾					12,807	13,744	13,603
Sub-total: Manufacturing (38.9%)*					\$ 89,779	\$ 93,088	\$ 92,726

TRINITY CAPITAL INC.
Consolidated Schedule of Investments
December 31, 2020
(In thousands, except share and per share data)

Portfolio Company ⁽¹⁾	Type of Investment ⁽³⁾	Investment Date ⁽¹⁷⁾	Maturity Date	Interest Rate ⁽⁴⁾	Principal Amount ⁽⁵⁾	Cost	Fair Value ⁽⁶⁾
Debt Securities, Continued							
Pharmaceutical ⁽²⁾							
Zosano Pharma Corporation	Equipment Financing	January 16, 2020	April 1, 2022	Fixed interest rate 9.4%; EOT 12.0%	\$ 2,256	\$ 2,756	\$ 2,530
	Equipment Financing	January 16, 2020	July 1, 2022	Fixed interest rate 9.7%; EOT 12.0%	1,501	1,757	1,642
	Equipment Financing	January 16, 2020	January 1, 2023	Fixed interest rate 9.9%; EOT 12.0%	1,608	1,769	1,710
	Equipment Financing	January 16, 2020	April 1, 2023	Fixed interest rate 9.9%; EOT 12.0%	1,787	1,919	1,884
	Equipment Financing	January 16, 2020	May 1, 2023	Fixed interest rate 10.5%; EOT 12.0%	1,316	1,420	1,384
Total Zosano Pharma Corporation					8,468	9,621	9,150
Sub-total: Pharmaceutical (3.8%)*					\$ 8,468	\$ 9,621	\$ 9,150
Professional, Scientific, and Technical Services ⁽²⁾							
Augmedix, Inc.	Secured Loan	January 16, 2020	April 1, 2023	Fixed interest rate 12.0%; EOT 6.5%	\$ 9,422	\$ 9,602	\$ 9,629
BackBlaze, Inc.	Equipment Financing	January 16, 2020	January 1, 2023	Fixed interest rate 7.2%; EOT 11.5%	\$ 907	\$ 1,042	\$ 1,046
	Equipment Financing	January 16, 2020	April 1, 2023	Fixed interest rate 7.4%; EOT 11.5%	117	131	132
	Equipment Financing	January 16, 2020	June 1, 2023	Fixed interest rate 7.4%; EOT 11.5%	905	1,001	1,006
	Equipment Financing	January 16, 2020	August 1, 2023	Fixed interest rate 7.5%; EOT 11.5%	180	196	197
	Equipment Financing	January 16, 2020	September 1, 2023	Fixed interest rate 7.7%; EOT 11.5%	185	201	201
	Equipment Financing	January 16, 2020	October 1, 2023	Fixed interest rate 7.5%; EOT 11.5%	186	200	201
	Equipment Financing	January 16, 2020	November 1, 2023	Fixed interest rate 7.2%; EOT 11.5%	621	670	670
	Equipment Financing	January 16, 2020	December 1, 2023	Fixed interest rate 7.5%; EOT 11.5%	822	881	881
	Equipment Financing	January 16, 2020	January 1, 2024	Fixed interest rate 7.4%; EOT 11.5%	717	764	763
	Equipment Financing	January 20, 2020	February 1, 2024	Fixed interest rate 7.4%; EOT 11.5%	732	775	775
	Equipment Financing	February 1, 2020	March 1, 2024	Fixed interest rate 7.2%; EOT 11.5%	636	673	672
	Equipment Financing	March 26, 2020	April 1, 2024	Fixed interest rate 7.4%; EOT 11.5%	192	201	206
	Equipment Financing	April 17, 2020	May 1, 2024	Fixed interest rate 7.3%; EOT 11.5%	1,246	1,303	1,311
	Equipment Financing	July 27, 2020	August 1, 2024	Fixed interest rate 7.5%; EOT 11.5%	1,336	1,374	1,378
	Equipment Financing	September 4, 2020	October 1, 2024	Fixed interest rate 7.2%; EOT 11.5%	239	243	237
Total BackBlaze, Inc.					9,021	9,655	9,676
Cuebiq, Inc.	Secured Loan	March 4, 2020	April 1, 2024	Variable interest rate PRIME + 7.3% or Floor rate 12.0%; EOT 4.5% ⁽⁹⁾	\$ 5,000	\$ 5,030	\$ 4,963
Edeniq, Inc.	Secured Loan	January 16, 2020	September 1, 2021	Fixed interest rate 13.0%; EOT 9.5%	\$ 3,039	\$ 1,102	\$ 859
	Secured Loan	January 16, 2020	September 1, 2021	Fixed interest rate 13.0%; EOT 9.5%	2,282	762	648
Total Edeniq, Inc. ^{(11) (20)}					5,321	1,864	1,507

TRINITY CAPITAL INC.
Consolidated Schedule of Investments
December 31, 2020
(In thousands, except share and per share data)

Portfolio Company ⁽¹⁾	Type of Investment ⁽³⁾	Investment Date ⁽¹⁷⁾	Maturity Date	Interest Rate ⁽⁴⁾	Principal Amount ⁽⁵⁾	Cost	Fair Value ⁽⁶⁾
Debt Securities, Continued							
<i>Professional, Scientific, and Technical Services, Continued</i>							
Incontext Solutions, Inc.	Secured Loan	January 16, 2020	October 1, 2023	Fixed interest rate 11.75%; EOT 11.4%	\$ 7,149	\$ 7,401	\$ 6,998
Matterport, Inc.	Secured Loan	January 16, 2020	May 1, 2022	Fixed interest rate 11.5%; EOT 5.0%	\$ 4,870	\$ 5,560	\$ 5,599
Pendulum Therapeutics, Inc.	Equipment Financing	January 16, 2020	May 1, 2023	Fixed interest rate 7.7%; EOT 5.0%	\$ 347	\$ 338	\$ 338
	Equipment Financing	January 17, 2020	August 1, 2023	Fixed interest rate 7.8%; EOT 5.0%	2,084	2,147	2,164
	Equipment Financing	March 6, 2020	October 1, 2023	Fixed interest rate 7.7%; EOT 5.0%	616	620	626
Total Pendulum Therapeutics, Inc.	Equipment Financing	July 15, 2020	February 1, 2024	Fixed interest rate 9.8%; EOT 6.0%	894	895	881
					3,941	4,000	4,009
Reciprocity, Inc.	Secured Loan	September 25, 2020	October 1, 2024	Variable interest rate PRIME + 8.0% or Floor rate 11.3%; EOT 2.0% ⁽⁹⁾	\$ 10,000	\$ 9,862	\$ 9,805
Sun Basket, Inc.	Secured Loan	December 31, 2020	December 1, 2024	Variable interest rate PRIME + 8.5% or Floor rate 11.8%; EOT 5.0% ⁽⁹⁾	18,375	17,831	17,831
Utility Associates, Inc. ⁽¹¹⁾	Secured Loan	January 16, 2020	October 1, 2023	PIK Fixed interest rate 11.0% ⁽¹⁹⁾	\$ 750	\$ 830	\$ 604
Sub-total: Professional, Scientific, and Technical Services (29.6%)*					\$ 73,849	\$ 71,635	\$ 70,621

TRINITY CAPITAL INC.
Consolidated Schedule of Investments
December 31, 2020
(In thousands, except share and per share data)

Portfolio Company ⁽¹⁾	Type of Investment ⁽³⁾	Investment Date ⁽¹⁷⁾	Maturity Date	Interest Rate ⁽⁴⁾	Principal Amount ⁽⁵⁾	Cost	Fair Value ⁽⁶⁾
Debt Securities, Continued							
Real Estate ⁽²⁾							
Knockaway, Inc.	Secured Loan	January 16, 2020	December 1, 2023	Fixed interest rate 11.0%; EOT 3.0%	\$ 10,000	\$ 10,103	\$ 10,112
	Secured Loan	January 16, 2020	February 1, 2024	Fixed interest rate 11.0%; EOT 3.0%	2,500	2,519	2,549
	Secured Loan	January 16, 2020	March 1, 2024	Fixed interest rate 11.0%; EOT 3.0%	2,500	2,516	2,548
Total Knockaway, Inc.					15,000	15,138	15,209
Wanderjaunt, Inc.	Equipment Financing	January 16, 2020	June 1, 2023	Fixed interest rate 10.2%; EOT 12.0%	\$ 387	\$ 388	\$ 380
	Equipment Financing	January 16, 2020	August 1, 2023	Fixed interest rate 10.2%; EOT 12.0%	1,230	1,313	1,296
Total Wanderjaunt, Inc.					1,617	1,701	1,676
Sub-total: Real Estate (9.6%)*					\$ 16,617	\$ 16,839	\$ 16,885
Rental and Leasing Services ⁽²⁾							
EquipmentShare, Inc.	Equipment Financing	June 24, 2020	July 1, 2023	Fixed interest rate 10.7%; EOT 5.0%	\$ 7,538	\$ 7,685	\$ 7,730
	Equipment Financing	July 2, 2020	August 1, 2023	Fixed interest rate 10.1%; EOT 5.0%	864	879	884
	Equipment Financing	August 7, 2020	September 1, 2023	Fixed interest rate 10.2%; EOT 5.0%	1,908	1,935	1,944
	Equipment Financing	September 18, 2020	October 1, 2023	Fixed interest rate 10.4%; EOT 5.0%	3,422	3,458	3,470
	Equipment Financing	September 29, 2020	October 1, 2024	Fixed interest rate 8.3%; EOT 10.0%	429	435	435
	Equipment Financing	October 2, 2020	November 1, 2023	Fixed interest rate 10.4%; EOT 5.0%	811	818	818
	Equipment Financing	October 9, 2020	November 1, 2023	Fixed interest rate 10.5%; EOT 5.0%	2,560	2,581	2,581
	Equipment Financing	November 4, 2020	December 1, 2023	Fixed interest rate 10.1%; EOT 5.0%	2,491	2,506	2,506
	Equipment Financing	December 4, 2020	January 1, 2024	Fixed interest rate 10.1%; EOT 5.0%	1,995	2,002	2,002
	Equipment Financing	December 21, 2020	January 1, 2024	Fixed interest rate 10.5%; EOT 5.0%	797	799	799
Total EquipmentShare, Inc.					22,815	23,098	23,169
Maxwell Financial Labs, Inc.	Secured Loan	October 7, 2020	November 1, 2024	Variable interest rate PRIME + 8.0% or Floor rate 11.25%; EOT 4.0% ⁽⁹⁾	\$ 3,000	\$ 2,964	\$ 2,964
	Secured Loan	December 22, 2020	January 1, 2025	Variable interest rate PRIME + 8.0% or Floor rate 11.25%; EOT 4.0% ⁽⁹⁾	3,000	2,938	2,938
Total Maxwell Financial Labs, Inc.					6,000	5,902	5,902
Sub-total: Rental and Leasing Services (12.2%)*					\$ 28,815	\$ 29,000	\$ 29,071
Retail Trade ⁽²⁾							
Birchbox, Inc. ⁽²⁰⁾	Secured Loan	January 16, 2020	July 1, 2024	Fixed interest rate 9.0%; EOT 7.5%	\$ 10,000	\$ 10,433	\$ 9,924
Boosted eCommerce, Inc. ⁽¹⁴⁾	Secured Loan	December 18, 2020	January 1, 2023	Variable interest rate PRIME + 7.75% or Floor rate 11.0%; EOT 3.25% ⁽⁹⁾	\$ 5,000	\$ 4,933	\$ 4,933
Gobble, Inc.	Secured Loan	January 16, 2020	July 1, 2023	Fixed interest rate 11.3%; EOT 6.0%	\$ 3,443	\$ 3,544	\$ 3,556
	Secured Loan	January 16, 2020	July 1, 2023	Fixed interest rate 11.5%; EOT 6.0%	1,730	1,781	1,795
Total Gobble Inc.					5,173	5,325	5,351
Madison Reed, Inc.	Secured Loan	April 23, 2020	May 1, 2024	Variable interest rate PRIME + 6.0% or Floor rate 10.3%; EOT 4.0% ⁽⁹⁾	\$ 17,500	\$ 17,471	\$ 17,835
Portofino Labs, Inc. ⁽¹⁴⁾	Secured Loan	December 31, 2020	July 1, 2025	Variable interest rate PRIME + 8.25% or Floor rate 11.5%; EOT 4.0% ⁽⁹⁾	\$ 2,000	\$ 1,984	\$ 1,984
Super73, Inc. ⁽¹⁴⁾	Secured Loan	December 31, 2020	January 1, 2025	Variable interest rate PRIME + 7.3% or Floor rate 11.8%; EOT 4.0% ⁽⁹⁾	\$ 5,500	\$ 5,416	\$ 5,416
UnTuckIt, Inc.	Secured Loan	January 16, 2020	June 1, 2024	Fixed interest rate 12.0%; EOT 5.0%	\$ 20,000	\$ 21,098	\$ 19,230
Sub-total: Retail Trade (27.1%)*					\$ 65,173	\$ 66,660	\$ 64,673

TRINITY CAPITAL INC.
Consolidated Schedule of Investments
December 31, 2020
(In thousands, except share and per share data)

Portfolio Company ⁽¹⁾	Type of Investment ⁽³⁾	Investment Date ⁽¹⁷⁾	Maturity Date	Interest Rate ⁽⁴⁾	Principal Amount ⁽⁵⁾	Cost	Fair Value ⁽⁶⁾
Debt Securities, Continued							
Utilities ⁽²⁾							
Invenia, Inc.	Secured Loan	January 16, 2020	January 1, 2023	Fixed interest rate 11.5%; EOT 5.0%	\$ 6,570	\$ 7,042	\$ 6,991
	Secured Loan	January 16, 2020	May 1, 2023	Fixed interest rate 11.5%; EOT 5.0%	3,326	3,537	3,550
	Secured Loan	January 16, 2020	January 1, 2024	Fixed interest rate 11.5%; EOT 5.0%	3,000	3,058	3,165
	Secured Loan	January 17, 2020	February 1, 2024	Fixed interest rate 11.5%; EOT 5.0%	4,000	4,103	4,200
	Secured Loan	June 8, 2020	July 1, 2024	Fixed interest rate 11.5%; EOT 5.0%	4,000	4,043	4,160
	Secured Loan	October 29, 2020	November 1, 2024	Fixed interest rate 11.5%; EOT 5.0%	5,000	5,017	5,017
Total Invenia, Inc. ⁽⁸⁾					25,896	26,800	27,083
Sub-total: Utilities (11.4%)*					\$ 25,896	\$ 26,800	\$ 27,083
Wholesale Trade ⁽²⁾							
BaubleBar, Inc.	Secured Loan	January 16, 2020	March 1, 2023	Fixed interest rate 11.5%; EOT 7.3%	\$ 5,752	\$ 6,576	\$ 6,148
Grandpad, Inc.	Equipment Financing	November 16, 2020	June 1, 2023	Fixed interest rate 10.6%; EOT 5.0%	\$ 2,899	\$ 2,907	\$ 2,907
	Equipment Financing	December 23, 2020	July 1, 2023	Fixed interest rate 10.8%; EOT 5.0%	3,672	3,667	3,667
Total Grandpad, Inc. ⁽¹⁴⁾					6,571	6,574	6,574
GrubMarket, Inc.	Secured Loan	June 15, 2020	July 1, 2024	Fixed interest rate 10.5%; EOT 3.0%	\$ 10,000	\$ 9,875	\$ 10,114
Sub-total: Wholesale Trade (9.6%)*					\$ 22,323	\$ 23,025	\$ 22,836
Total: Debt Securities (186.0%)* ⁽¹³⁾					\$ 448,010	\$ 447,510	\$ 443,219

TRINITY CAPITAL INC.
Consolidated Schedule of Investments
December 31, 2020
(In thousands, except share and per share data)

Portfolio Company ⁽¹⁾	Type of Investment ⁽³⁾	Investment Date ⁽¹⁷⁾	Expiration Date	Series	Shares	Strike Price	Cost	Fair Value ⁽⁹⁾
Warrant Investments								
<u>Agriculture, Forestry, Fishing and Hunting</u> ⁽²⁾								
Bowery Farming, Inc.	Warrant	January 16, 2020	June 10, 2029	Common Stock	68,863	\$ 5.08	\$ 410	\$ 403
	Warrant	December 22, 2020	December 22, 2030	Common Stock	29,925	\$ 6.24	\$ 160	\$ 160
Total Bowery Farming, Inc.							570	563
Robotany, Inc.	Warrant	January 16, 2020	July 19, 2029	Common Stock	262,870	\$ 0.26	\$ 128	\$ 92
Sub-Total: Agriculture, Forestry, Fishing and Hunting (0.3%)*							\$ 698	\$ 655
<u>Construction</u> ⁽²⁾								
Project Frog, Inc. ⁽²⁰⁾	Warrant	January 16, 2020	July 26, 2026	Preferred Series AA	391,990	\$ 0.19	\$ 18	\$ 2
Sub-Total: Construction (0.0%)*							\$ 18	\$ 2
<u>Educational Services</u> ⁽²⁾								
Qubed, Inc. dba Yellowbrick	Warrant	January 16, 2020	September 28, 2028	Common Stock	222,222	\$ 0.90	\$ 120	\$ 593
Sub-Total: Educational Services (0.2%)*							\$ 120	\$ 593
<u>Finance and Insurance</u> ⁽²⁾								
DailyPay, Inc.	Warrant	September 30, 2020	September 30, 2030	Common Stock	89,264	\$ 3.00	\$ 151	\$ 206
Petal Card, Inc.	Warrant	January 16, 2020	November 27, 2029	Preferred Series B	250,268	\$ 1.32	\$ 147	\$ 350
Realty Mogul, Co	Warrant	January 16, 2020	December 18, 2027	Preferred Series B	234,421	\$ 3.88	\$ 285	\$ 25
Sub-Total: Finance and Insurance (0.2%)*							\$ 583	\$ 581
<u>Health Care and Social Assistance</u> ⁽²⁾								
Lark Technologies, Inc.	Warrant	September 30, 2020	September 30, 2030	Common Stock	76,231	\$ 1.76	\$ 177	\$ 163
Sub-Total: Health Care and Social Assistance (0.1%)*							\$ 177	\$ 163
<u>Information</u> ⁽²⁾								
Convercent, Inc.	Warrant	January 16, 2020	November 30, 2025	Preferred Series 1	3,139,579	\$ 0.16	\$ 924	\$ 610
Figg, Inc. ⁽⁷⁾	Warrant	January 16, 2020	March 31, 2028	Common Stock	935,198	\$ 0.07	\$ —	\$ —
Everalbum, Inc.	Warrant	January 16, 2020	July 29, 2026	Preferred Series A	851,063	\$ 0.10	\$ 24	\$ 6
Firefly Systems, Inc.	Warrant	January 31, 2020	January 29, 2030	Common Stock	133,147	\$ 1.14	\$ 282	\$ 132
Gtxcel, Inc.	Warrant	January 16, 2020	September 24, 2025	Preferred Series C	1,000,000	\$ 0.21	\$ 83	\$ 4
	Warrant	January 16, 2020	September 24, 2025	Preferred Series D	1,000,000	\$ 0.21	\$ 83	\$ 12
Total Gtxcel, Inc.							166	16
Hytrust, Inc.	Warrant	January 16, 2020	June 23, 2026	Preferred Series D2	424,808	\$ 0.82	\$ 172	\$ —
Lucidworks, Inc.	Warrant	January 16, 2020	June 27, 2026	Preferred Series D	619,435	\$ 0.77	\$ 806	\$ 1,509
Oto Analytics, Inc.	Warrant	January 16, 2020	August 31, 2028	Preferred Series B	1,018,718	\$ 0.79	\$ 295	\$ 221
RapidMiner, Inc.	Warrant	January 16, 2020	March 25, 2029	Preferred Series C-1	11,624	\$ 60.22	\$ 528	\$ 357
STS Media, Inc. ⁽⁷⁾	Warrant	January 16, 2020	March 15, 2028	Preferred Series C	20,210	\$ 24.74	\$ —	\$ —
Sub-Total: Information (1.2%)*							\$ 3,197	\$ 2,851

TRINITY CAPITAL INC.
Consolidated Schedule of Investments
December 31, 2020
(In thousands, except share and per share data)

Portfolio Company ⁽¹⁾	Type of Investment ⁽³⁾	Investment Date ⁽¹⁷⁾	Expiration Date	Series	Shares	Strike Price	Cost	Fair Value ⁽⁶⁾
Warrant Investments, Continued								
Manufacturing ⁽²⁾								
Atieva, Inc. ⁽¹³⁾	Warrant	January 16, 2020	March 31, 2027	Preferred Series D	390,016	\$ 5.13	\$ 3,067	\$ 1,053
	Warrant	January 16, 2020	September 8, 2027	Preferred Series D	195,008	\$ 5.13	1,533	526
Total Atieva, Inc.							4,600	1,579
AyDeeKay LLC	Warrant	January 16, 2020	March 30, 2028	Preferred Series G	6,250	\$ 35.42	\$ 31	\$ 32
Footprint International Holding, Inc.	Warrant	February 14, 2020	February 14, 2030	Common Stock	26,852	\$ 0.31	\$ 5	\$ 81
	Warrant	June 22, 2020	June 22, 2030	Common Stock	10,836	\$ 0.31	4	33
Total Footprint International Holding, Inc.							9	114
Happiest Baby, Inc.	Warrant	January 16, 2020	May 16, 2029	Common Stock	182,554	\$ 0.33	\$ 193	\$ 126
Hexatech, Inc. ⁽⁷⁾	Warrant	January 16, 2020	April 2, 2022	Preferred Series A	226	\$ 2.77	\$ —	\$ —
Lensvector, Inc.	Warrant	January 16, 2020	December 30, 2021	Preferred Series C	85,065	\$ 1.18	\$ 32	\$ —
Mainspring Energy, Inc.	Warrant	January 16, 2020	July 9, 2029	Common Stock	140,186	\$ 1.15	\$ 283	\$ 394
	Warrant	November 20, 2020	November 20, 2030	Common Stock	81,294	\$ 1.15	226	229
Total Mainspring Energy, Inc.							509	623
Molekule, Inc.	Warrant	June 19, 2020	June 19, 2030	Preferred Series C-1	32,051	3.12	\$ 16	\$ 23
SBG Labs, Inc.	Warrant	January 16, 2020	June 29, 2023	Preferred Series A-1	42,857	\$ 0.70	\$ 13	\$ 10
	Warrant	January 16, 2020	September 18, 2024	Preferred Series A-1	25,714	\$ 0.70	8	6
	Warrant	January 16, 2020	January 14, 2024	Preferred Series A-1	21,492	\$ 0.70	7	5
	Warrant	January 16, 2020	March 24, 2025	Preferred Series A-1	12,155	\$ 0.70	4	3
	Warrant	January 16, 2020	October 10, 2023	Preferred Series A-1	11,150	\$ 0.70	4	3
	Warrant	January 16, 2020	May 6, 2024	Preferred Series A-1	11,145	\$ 0.70	4	3
	Warrant	January 16, 2020	June 9, 2024	Preferred Series A-1	7,085	\$ 0.70	2	2
	Warrant	January 16, 2020	May 20, 2024	Preferred Series A-1	342,857	\$ 0.70	110	80
	Warrant	January 16, 2020	March 26, 2025	Preferred Series A-1	200,000	\$ 0.70	65	48
Total SBG Labs, Inc.							217	160
The Fynder Group, Inc.	Warrant	October 14, 2020	October 14, 2030	Common Stock	107,190	\$ 0.49	\$ 201	\$ 282
Vertical Communications, Inc. ^{(7) (20)}	Warrant	January 16, 2020	July 11, 2026	Preferred Series A	828,479	\$ 1.00	\$ —	\$ —
Sub-Total: Manufacturing (1.2%)*							\$ 5,806	\$ 2,939

TRINITY CAPITAL INC.
Consolidated Schedule of Investments
December 31, 2020
(In thousands, except share and per share data)

Portfolio Company ⁽¹⁾	Type of Investment ⁽³⁾	Investment Date ⁽¹⁷⁾	Expiration Date	Series	Shares	Strike Price	Cost	Fair Value ⁽⁶⁾
Warrant Investments, Continued								
Pharmaceutical ⁽²⁾								
Ology Bioservices, Inc. ⁽²⁰⁾	Warrant	January 16, 2020	November 14, 2021	Common Stock	67,961	\$ 1.03	\$ 1,122	\$ 2,216
Zosano Pharma Corporation	Warrant	January 16, 2020	September 25, 2025	Common Stock	75,000	\$ 3.59	\$ 69	\$ 18
Sub-Total: Pharmaceutical (0.9%)*							\$ 1,191	\$ 2,234
Professional, Scientific, and Technical Services ⁽²⁾								
Augmedix, Inc.	Warrant	January 16, 2020	September 3, 2029	Preferred Series B	580,383	\$ 2.88	\$ 449	\$ 379
Continuity, Inc.	Warrant	January 16, 2020	March 29, 2026	Preferred Series C	1,588,806	\$ 0.25	\$ 21	\$ 45
Crowdtap, Inc.	Warrant	January 16, 2020	December 16, 2025	Preferred Series B	442,233	\$ 1.09	\$ 42	\$ 140
Total Crowdtap, Inc.	Warrant	January 16, 2020	November 30, 2027	Preferred Series B	100,000	\$ 1.09	\$ 9	\$ 32
							51	172
Dynamics, Inc.	Warrant	January 16, 2020	March 10, 2024	Common Stock	17,000	\$ 10.59	\$ 86	\$ —
E La Carte, Inc.	Warrant	January 16, 2020	July 28, 2027	Common Stock	497,183	\$ 0.30	\$ 186	\$ 123
	Warrant	January 16, 2020	July 28, 2027	Preferred Series A	104,284	\$ 7.49	\$ 15	\$ 34
Total E La Carte, Inc.	Warrant	January 16, 2020	July 28, 2027	Preferred Series AA-1	106,841	\$ 7.49	\$ 15	\$ 1
							216	158
Edeniq, Inc.	Warrant	January 16, 2020	December 23, 2026	Preferred Series B	2,685,501	\$ 0.22	\$ —	\$ —
	Warrant	January 16, 2020	December 23, 2026	Preferred Series B	2,184,672	\$ 0.01	\$ —	\$ —
	Warrant	January 16, 2020	March 12, 2028	Preferred Series C	5,106,972	\$ 0.44	\$ —	\$ —
Total Edeniq, Inc. ⁽⁷⁾⁽²⁰⁾	Warrant	January 16, 2020	October 15, 2028	Preferred Series C	3,850,294	\$ 0.01	\$ —	\$ —
							—	—
Fingerprint Digital, Inc.	Warrant	January 16, 2020	April 29, 2026	Preferred Series B	48,102	\$ 10.39	\$ 165	\$ 84
Hologram, Inc.	Warrant	January 31, 2020	January 27, 2030	Common Stock	193,054	\$ 0.26	\$ 49	\$ 33
Hospitalists Now, Inc.	Warrant	January 16, 2020	March 30, 2026	Preferred Series D2	135,807	\$ 5.89	\$ 71	\$ 272
Total Hospitalists Now, Inc.	Warrant	January 16, 2020	December 6, 2026	Preferred Series D2	750,000	\$ 5.89	\$ 391	\$ 1,505
							462	1,777
Incontext Solutions, Inc.	Warrant	January 16, 2020	September 28, 2028	Preferred Series AA-1	332,858	\$ 1.47	\$ 34	\$ 47
Matterport, Inc.	Warrant	January 16, 2020	April 20, 2028	Common Stock	143,813	\$ 1.43	\$ 434	\$ 603
Pendulum Therapeutics, Inc.	Warrant	January 16, 2020	October 9, 2029	Preferred Series B	55,263	\$ 1.90	\$ 44	\$ 65
	Warrant	June 1, 2020	July 15, 2030	Preferred Series B	36,842	\$ 1.90	\$ 36	\$ 43
Total Pendulum Therapeutics, Inc.							80	108
Reciprocity, Inc.	Warrant	September 25, 2020	September 25, 2030	Common Stock	114,678	\$ 4.17	\$ 99	\$ 145
Resilinc, Inc.	Warrant	January 16, 2020	December 15, 2025	Preferred Series A	589,275	\$ 0.51	\$ 40	\$ 100
Saylent Technologies, Inc.	Warrant	January 16, 2020	March 31, 2027	Preferred Series C	24,096	\$ 9.96	\$ 108	\$ 94
Sun Basket, Inc.	Warrant	January 16, 2020	October 5, 2027	Preferred Series C-2	249,306	\$ 6.02	\$ 111	\$ 343
	Warrant	December 31, 2020	December 31, 2030	Common Stock	118,678	\$ 0.89	\$ 545	\$ 546
							656	889
Utility Associates, Inc.	Warrant	January 16, 2020	June 30, 2025	Preferred Series A	92,511	\$ 4.54	\$ 55	\$ 4
	Warrant	January 16, 2020	May 1, 2026	Preferred Series A	60,000	\$ 4.54	\$ 36	\$ 3
	Warrant	January 16, 2020	May 22, 2027	Preferred Series A	200,000	\$ 4.54	\$ 120	\$ 8
Total Utility Associates, Inc.							211	15
Sub-Total: Professional, Scientific, and Technical Services (2.0%)*							\$ 3,161	\$ 4,649

TRINITY CAPITAL INC.
Consolidated Schedule of Investments
December 31, 2020
(In thousands, except share and per share data)

<u>Portfolio Company</u> ⁽¹⁾	<u>Type of Investment</u> ⁽³⁾	<u>Investment Date</u> ⁽¹⁷⁾	<u>Expiration Date</u>	<u>Series</u>	<u>Shares</u>	<u>Strike Price</u>	<u>Cost</u>	<u>Fair Value</u> ⁽⁶⁾
Warrant Investments, Continued								
Real Estate ⁽²⁾								
Egomotion Corporation	Warrant	January 16, 2020	December 10, 2028	Preferred Series A ⁽⁷⁾	60,786	\$ 1.32	\$ —	\$ 53
	Warrant	January 16, 2020	June 29, 2028	Preferred Series A	121,571	\$ 1.32	219	106
Total Egomotion Corporation							219	159
Knockaway, Inc.	Warrant	January 16, 2020	May 24, 2029	Preferred Series B	87,955	\$ 8.53	\$ 209	\$ 272
Sub-Total: Real Estate (0.2%)*							\$ 428	\$ 431
Rental and Leasing Services ⁽²⁾								
Maxwell Financial Labs, Inc.	Warrant	October 7, 2020	October 7, 2030	Common Stock	106,735	\$ 0.29	\$ 21	\$ 33
	Warrant	December 22, 2020	December 22, 2030	Common Stock	110,860	\$ 0.29	34	34
Total Maxwell Financial Labs, Inc.							55	67
Sub-Total: Rental and Leasing Services (0.0%)*							\$ 55	\$ 67
Retail Trade ⁽²⁾								
Boosted eCommerce, Inc. ⁽¹⁴⁾	Warrant	December 18, 2020	December 14, 2030	Preferred Series A-1	759,263	\$ 0.84	\$ 259	\$ 259
Gobble, Inc.	Warrant	January 16, 2020	May 9, 2028	Common Stock	74,635	\$ 1.20	\$ 73	\$ 63
	Warrant	January 16, 2020	December 27, 2029	Common Stock	10,000	\$ 1.22	617	467
Total Gobble, Inc.							690	530
Madison Reed, Inc.	Warrant	January 16, 2020	March 23, 2027	Preferred Series C	194,553	\$ 2.57	\$ 185	\$ 241
	Warrant	January 16, 2020	July 18, 2028	Common Stock	43,158	\$ 0.99	71	78
	Warrant	January 16, 2020	May 19, 2029	Common Stock	36,585	\$ 1.23	56	62
Total Madison Reed, Inc.							312	381
Portofino Labs, Inc. ⁽¹⁴⁾	Warrant	December 31, 2020	December 31, 2030	Common Stock	39,659	\$ 1.53	\$ 15	\$ 15
Super73, Inc. ⁽¹⁴⁾	Warrant	December 31, 2020	December 31, 2030	Common Stock	177,305	\$ 3.16	\$ 105	\$ 105
Trendly, Inc.	Warrant	January 16, 2020	August 10, 2026	Preferred Series A	245,506	\$ 1.14	\$ 222	\$ 256
Sub-Total: Retail Trade (0.6%)*							\$ 1,603	\$ 1,546
Wholesale Trade ⁽²⁾								
BaubleBar, Inc.	Warrant	January 16, 2020	March 29, 2027	Preferred Series C	531,806	\$ 1.96	\$ 638	\$ 207
	Warrant	January 16, 2020	April 20, 2028	Preferred Series C	60,000	\$ 1.96	72	23
Total BaubleBar, Inc.							710	230
GrubMarket, Inc.	Warrant	June 15, 2020	June 15, 2030	Common Stock	405,000	\$ 1.10	\$ 116	\$ 837
Sub-Total: Wholesale Trade (0.4%)*							\$ 826	\$ 1,067
Total: Warrant Investments (7.4%)* ⁽¹³⁾							\$ 17,865	\$ 17,778

TRINITY CAPITAL INC.
Consolidated Schedule of Investments
December 31, 2020
(In thousands, except share and per share data)

Portfolio Company ⁽¹⁾	Type of Investment ⁽³⁾	Investment Date ⁽¹⁷⁾	Shares / Principal	Series	Cost	Fair Value ⁽⁶⁾
Equity Investments						
Construction ⁽²⁾						
Project Frog, Inc.	Equity	January 16, 2020	8,118,527	Preferred Series AA-1 ⁽¹⁸⁾	\$ 702	\$ 36
	Equity	January 16, 2020	6,300,134	Preferred Series BB ⁽¹⁸⁾	2,667	449
Total Project Frog, Inc. ⁽²⁰⁾					3,369	485
Sub-Total: Construction (0.2%)*					\$ 3,369	\$ 485
Health Care and Social Assistance ⁽²⁾						
WorkWell Prevention & Care Inc.	Equity	January 16, 2020	7,000,000	Common Stock	\$ 51	\$ —
	Equity	January 16, 2020	3,450	Preferred Series P ⁽¹⁸⁾	3,450	657
	Equity	January 16, 2020	\$ 1,470	Convertible Notes ⁽¹⁰⁾	1,519	1,542
Total WorkWell Prevention & Care Inc. ⁽²⁰⁾					5,020	2,199
Sub-Total: Health Care and Social Assistance (0.9%)*					\$ 5,020	\$ 2,199
Manufacturing ⁽²⁾						
Store Intelligence, Inc. ⁽²⁰⁾	Equity	May 2, 2020	1,430,000	Preferred Series A ⁽¹⁸⁾	\$ 608	\$ 694
Vertical Communications, Inc.	Equity	January 16, 2020	3,892,485	Preferred Series 1 ⁽⁷⁾⁽¹⁸⁾	\$ —	\$ —
	Equity	January 16, 2020	\$ 5,500	Convertible Notes ⁽¹⁰⁾	3,966	3,350
Total Vertical Communications, Inc. ⁽²⁰⁾					3,966	3,350
Sub-Total: Manufacturing (1.7%)*					\$ 4,574	\$ 4,044
Pharmaceutical ⁽²⁾						
Ology Bioservices, Inc. ⁽²⁰⁾	Equity	January 16, 2020	382,277	Common Stock ⁽¹⁶⁾	\$ 6,691	\$ 12,856
Sub-Total: Pharmaceutical (5.4%)*					\$ 6,691	\$ 12,856
Professional, Scientific, and Technical Services ⁽²⁾						
Dynamics, Inc.	Equity	January 16, 2020	17,726	Preferred Series A ⁽¹⁸⁾	\$ 390	\$ —
	Equity	January 16, 2020	15,000	Common Stock ⁽⁷⁾	—	—
Total Dynamics, Inc.					390	—
Edeniq, Inc.	Equity	January 16, 2020	7,807,499	Preferred Series B ⁽⁷⁾⁽¹⁸⁾	\$ —	\$ —
	Equity	January 16, 2020	2,441,082	Preferred Series C ⁽⁷⁾⁽¹⁸⁾	—	—
	Equity	January 16, 2020	\$ 1,303	Convertible Notes ⁽⁷⁾⁽¹⁰⁾	—	—
Total Edeniq, Inc. ⁽²⁰⁾					—	—
Instart Logic, Inc.	Equity	January 16, 2020	\$ 2,600	Convertible Notes ⁽¹⁰⁾	\$ 2,646	\$ 3,625
Sub-Total: Professional, Scientific, and Technical Services (1.5%)*					\$ 3,036	\$ 3,625
Retail Trade ⁽²⁾						
Birchbox, Inc. ⁽²⁰⁾	Equity	April 20, 2020	3,140,927	Preferred Series D ⁽¹⁸⁾	\$ 10,271	\$ 9,445
Sub-Total: Retail Trade (4.0%)*					\$ 10,271	\$ 9,445
Total: Equity Investments (13.7%)* ⁽¹³⁾					\$ 32,961	\$ 32,654
Total Investment in Securities (207.2%)*					\$ 498,336	\$ 493,651
Cash, Cash Equivalents, and Restricted Cash						
Goldman Sachs Financial Square Government Institutional Fund					\$ 60,284	\$ 60,284
Other cash accounts					817	817
Cash, Cash Equivalents, and Restricted Cash (25.6%)*					61,101	61,101
Total Portfolio Investments and Cash and Cash Equivalents (232.9% of net assets)					\$ 559,437	\$ 554,752

* Value as a percentage of net assets.

(1) All portfolio companies are located in North America. As of December 31, 2020, the Company had two foreign domiciled portfolio companies - one in Canada (11.3% of NAV) and one in Cayman Islands (0.7% of NAV).

The Company generally acquires its investments in private transactions exempt from registration under the Securities Act of 1933, as amended (the “Securities Act”). These investments are generally subject to certain limitations on resale and may be deemed to be “restricted securities” under the Securities Act.

- (2) The Company uses the North American Industry Classification System (“NAICS”) code for classifying the industry grouping of its portfolio companies.
- (3) All debt investments are income producing unless otherwise noted. All equity and warrant investments are non-income producing unless otherwise noted. Equipment financed under our equipment financing investments relates to operational equipment essential to revenue production for the portfolio company in the industry noted.
- (4) Interest rate is the fixed or variable rate of the debt investments and does not include any original issue discount, end-of-term (“EOT”) payment, or any additional fees related to such investments, such as deferred interest, commitment fees, prepayment fees or exit fees. EOT payments are contractual payments due in cash at the maturity date of the loan, including upon prepayment, and are a fixed rate determined at the inception of the loan. At the end of the term of certain equipment financings, the borrower has the option to purchase the underlying assets at fair market value in certain cases subject to a cap, or return the equipment and pay a restocking fee. The fair values of the financed assets have been estimated as a percentage of original cost for purpose of the EOT payment value. The EOT payment is amortized and recognized as non-cash income over the loan or equipment financing prior to its payment and is included as a component of the cost basis of the Company’s current debt securities
- (5) Principal is net of repayments, if any, as per the terms of the debt instrument’s contract.
- (6) All investments were valued at fair value using Level 3 significant unobservable inputs as determined in good faith by the Company’s board of directors.
- (7) Investment has zero cost basis as it was purchased at a fair market value of zero as part of the Formation Transactions.
- (8) Indicates a “non-qualifying asset” under section 55(a) by the Investment Company Act of 1940, as amended (the “1940 Act”). The Company’s percentage of non-qualifying assets represents 5.1% of the Company’s total assets as of December 31, 2020. Qualifying assets must represent at least 70% of the Company’s total assets at the time of acquisition of any additional non-qualifying assets. Asset is not a U.S. entity. Invenia, Inc. is a Canadian corporation, and Atieva, Inc. is a Cayman Island corporation.
- (9) The interest rate on variable interest rate investments represents a benchmark rate plus spread. The benchmark interest rate is subject to an interest rate floor. The benchmark rate Prime was 3.25% as of December 31, 2020.
- (10) Convertible notes represent investments through which the Company will participate in future equity rounds at preferential rates. There are no principal or interest payments made against the note unless conversion does not take place.
- (11) Debt is on non-accrual status as of December 31, 2020 and is therefore considered non-income producing.
- (12) Investment has an unfunded commitment as of December 31, 2020 (see “Note 6 – Commitments and Contingencies”). The fair value of the investment includes the impact of the fair value of any unfunded commitments.
- (13) All of the Company’s debt, warrant and equity securities are pledged as collateral supporting the amounts outstanding under the credit facility with Credit Suisse AG (see “Note 5 – Borrowings”), except as noted.

- (14) Investment is not pledged as collateral supporting amounts outstanding under the credit facility with Credit Suisse AG.
- (15) Investment is considered non-income producing.
- (16) Certain third parties have rights to 17,485 shares of Ology Bioservices common stock at a fair value of approximately \$0.6 million as of December 31, 2020.
- (17) Investment date represents the date of initial investment date, either purchases or funding, not adjusted for modifications. For assets purchased from the Legacy Funds as part of the Formation Transactions, investment date is January 16, 2020, the date of the Formation Transactions.
- (18) Preferred stock represents investments through which the Company will have preference in liquidation rights and do not contain any cumulative preferred dividends.
- (19) Interest on this loan includes a payment-in-kind (“PIK”) provision. Contractual PIK interest, which represents contractually deferred interest added to the loan balance that is generally due at the end of the loan term, is generally recorded on an accrual basis to the extent such amounts are expected to be collected on this loan includes Paid In Kind. PIK interest income represents income not paid currently in cash.
- (20) This investment is deemed to be a “Control Investment” or an “Affiliate Investment.” The Company classifies its investment portfolio in accordance with the requirements of the 1940 Act. Control Investments are defined by the 1940 Act as investments in companies in which the Company owns more than 25% of the voting securities or maintains greater than 50% of the board representation. Affiliate Investments are defined by the 1940 Act as investments in companies in which the Company owns between 5% and 25% (inclusive) of the voting securities and does not have rights to maintain greater than 50% of the board representation. As defined in the 1940 Act, the Company is deemed to be an “Affiliated Person” of this portfolio company. Fair value as of December 31, 2020 along with transactions during the year ended December 31, 2020 in these control or affiliated investments are as follows:

	Fair Value at December 31, 2019	Gross Additions ⁽¹⁾	Gross Reductions ⁽²⁾	Realized Gain/(Loss)	Net change in Unrealized (Depreciation)/ Appreciation	Fair Value at December 31, 2020	Interest Income
<i>For the Year Ended December 31, 2020</i>							
Control Investments							
Birchbox, Inc.	\$ —	\$ 20,704	\$ —	\$ —	\$ (1,335)	\$ 19,369	\$ 1,289
Edeniq, Inc.	—	3,278	(1,414)	—	(357)	1,507	—
Project Frog, Inc.	—	7,432	—	—	(2,916)	4,516	552
Vertical Communications, Inc.	—	17,904	(194)	—	(757)	16,953	1,425
WorkWell Prevention and Care Inc.	—	9,362	—	—	(2,977)	6,385	395
Total Control Investments	\$ —	\$ 58,680	\$ (1,608)	\$ —	\$ (8,342)	\$ 48,730	\$ 3,661
Affiliate Investments							
Ology Bioservices, Inc.	\$ —	\$ 7,813	\$ —	\$ —	\$ 7,259	\$ 15,072	\$ —
Store Intelligence, Inc.	—	12,840	—	—	(262)	12,578	1,191
Total Affiliate Investments	\$ —	\$ 20,653	\$ —	\$ —	\$ 6,997	\$ 27,650	\$ 1,191
Total Control and Affiliate Investments	\$ —	\$ 79,333	\$ (1,608)	\$ —	\$ (1,345)	\$ 76,380	\$ 4,852

- (1) Gross additions may include increases in the cost basis of investments resulting from new portfolio investments, PIK interest, the accretion of discounts, the exchange of one or more existing securities for one or more new securities and the movement of an existing portfolio company into this category from a different category.
- (2) Gross reductions may include decreases in the cost basis of investments resulting from principal collections related to investment repayments or sales, the exchange of one or more existing securities for one or more new securities and the movement of an existing portfolio company out of this category into a different category.

TRINITY CAPITAL INC.

NOTES TO CONSOLIDATED FINANCIAL STATEMENTS

Note 1. Organization and Basis of Presentation

Trinity Capital Inc., (“Trinity Capital” and, together with its subsidiaries, the “Company”) is a specialty lending company focused on providing debt, including loans and equipment financings, to growth stage companies, including venture-backed companies and companies with institutional equity investors. Trinity Capital was formed on August 12, 2019 as a Maryland corporation and commenced operations on January 16, 2020. Prior to January 16, 2020, Trinity Capital had no operations, except for matters relating to its formation and organization as a business development company (“BDC”).

Trinity Capital is an internally managed, closed-end, non-diversified management investment company that has elected to be regulated as a BDC under the Investment Company Act of 1940, as amended (the “1940 Act”). Trinity Capital has elected to be treated as, and intends to continue to qualify annually as, a regulated investment company (a “RIC”) under Subchapter M of the Internal Revenue Code of 1986, as amended (the “Code”), for U.S. federal income tax purposes.

On September 27, 2019, Trinity Capital was initially capitalized with the issuance of 10 shares of its common stock for \$150 to its sole stockholder. On January 16, 2020, Trinity Capital completed a series of transactions, including a private equity offering, a private debt offering, and the acquisition of Trinity Capital Investment, LLC, Trinity Capital Fund II, L.P. (“Fund II”), Trinity Capital Fund III, L.P., Trinity Capital Fund IV, L.P., and Trinity Sidecar Income Fund, L.P. (collectively, the “Legacy Funds”) through mergers of the Legacy Funds with and into Trinity Capital as well as Trinity Capital’s acquisition of Trinity Capital Holdings, LLC (“Trinity Capital Holdings”), a holding company whose subsidiaries managed and/or had the right to receive fees from certain of the Legacy Funds (collectively, the “Formation Transactions”).

Trinity Capital’s common stock began trading on the Nasdaq Global Select Market on January 29, 2021 under the symbol “TRIN” in connection with its initial public offering of shares of its common stock (“IPO”). See “Note 7 – Stockholder’s Equity.”

Basis of Presentation

The Company’s consolidated financial statements are prepared in accordance with generally accepted accounting principles in the United States of America (“GAAP”) and pursuant to the requirements for reporting on Form 10-K and Regulation S-X. As an investment company, the Company follows accounting and reporting guidance determined by the Financial Accounting Standards Board (“FASB”), in Accounting Standards Codification, as amended (“ASC”) Topic 946 - *Financial Services – Investment Companies* (“ASC 946”).

Formation Transactions

The Formation Transactions were accounted for as a business combination in accordance with FASB ASC 805, *Business Combinations* (“ASC 805”), and as a result the assets acquired, and liabilities assumed were recorded at fair values as of January 16, 2020. Transaction costs related to the acquisition of a business are expensed as incurred and excluded from the fair value of the consideration transferred.

On January 16, 2020, Trinity Capital completed a private offering of shares of its common stock (the “Private Common Stock Offering”) pursuant to which it issued and sold 8,333,333 shares of its common stock for total aggregate gross proceeds of approximately \$125.0 million, inclusive of an over-allotment option that was exercised in full on January 29, 2020. See “Note 7 – Stockholder’s Equity.”

On January 16, 2020, concurrent with the initial closing of the Private Common Stock Offering, Trinity Capital completed a private debt offering (the “144A Note Offering” and together with the Private Common Stock Offering, the

“Private Offerings”), pursuant to which it issued and sold \$125.0 million in aggregate principal amount of the Company’s unsecured 7.00% Notes due 2025 (the “2025 Notes), inclusive of any over-allotment option that was exercised in full on January 29, 2020. See “Note 5 – Borrowings.”

On January 16, 2020, immediately following the consummation of the Private Offerings, Trinity Capital acquired the Legacy Funds and all of their respective assets (the “Legacy Assets”), including their respective investment portfolios (the “Legacy Portfolio”), as well as Trinity Capital Holdings, through the Formation Transactions. A portion of the proceeds from the Private Offerings was used to complete these transactions.

In the Formation Transactions, the Legacy Funds were merged with and into Trinity Capital, and Trinity Capital issued 9,183,185 shares of its common stock for an aggregate amount of approximately \$137.7 million and paid approximately \$108.7 million in cash to the Legacy Funds’ investors, which included the general partners/managers of the Legacy Funds (the “Legacy Investors”), to acquire the Legacy Funds and all of their respective assets, including the Legacy Portfolio.

As part of the Formation Transactions, Trinity Capital also acquired 100% of the equity interests of Trinity Capital Holdings for an aggregate purchase price of \$10.0 million, which was comprised of 533,332 shares of its common stock, totaling approximately \$8.0 million, and approximately \$2.0 million in cash. In connection with the acquisition of such equity interests, Trinity Capital also assumed a \$3.5 million severance related liability with respect to a former member of certain general partners of certain Legacy Funds. As a result of the Formation Transactions, Trinity Capital Holdings became a wholly owned subsidiary of the Company. The total merger consideration of Trinity Capital Holdings and the Legacy Funds of approximately \$246.4 million exceeded the fair value of the net assets acquired as of the acquisition date, and as a result, the Company included a loss of approximately \$2.1 million in Costs related to the acquisition of Trinity Capital Holdings and the Legacy Funds in the Consolidated Statements of Operations. During the year ended December 31, 2020, upon filing the final tax returns for the Legacy Funds, the Company reversed approximately \$0.4 million of accrued liabilities assumed related to expected tax expense of the Legacy Funds. Approximately \$13.5 million (consisting of the aggregate purchase price and severance related liability assumed) was expensed to Costs related to the acquisition of Trinity Capital Holdings and Legacy Funds in the Consolidated Statements of Operations.

Principles of Consolidation

Under ASC 946, the Company is precluded from consolidating portfolio company investments, including those in which it has a controlling interest, unless the portfolio company is another investment company. An exception to this general principle occurs if the Company holds a controlling interest in an operating company that provides all or substantially all of its services directly to the Company or to its portfolio companies. None of the portfolio investments made by the Company qualify for this exception. Therefore, the Company’s investment portfolio is carried on the Consolidated Statements of Assets and Liabilities at fair value, as discussed further in “Note 3 - Investments,” with any adjustments to fair value recognized as “Net unrealized appreciation (depreciation) from investments” on the Consolidated Statements of Operations.

The Company’s consolidated operations include the activities of its wholly owned subsidiaries, Trinity Funding 1, LLC (“TF1”), and TrinCap Funding, LLC (“TCF”). TF1 was formed on August 14, 2019 as a Delaware limited liability company with Fund II as its sole equity member. On January 16, 2020, in connection with the Formation Transactions, the Company acquired TF1 through Fund II and became a party to, and assumed, a \$300 million credit agreement (as amended, the “Credit Suisse Credit Facility”) with Credit Suisse AG (“Credit Suisse”) through TF1. TCF was formed on August 5, 2021 as a Delaware limited liability company with the Company as its sole equity member for purposes of securing lending in conjunction with a \$300 million credit agreement, as amended, with KeyBank, National Association (“KeyBank”) (such credit facility, the “KeyBank Credit Facility”). TF1 and TCF are special purpose bankruptcy-remote entities and are separate legal entities from the Company. Any assets conveyed to TF1 or TCF are not available to creditors of Trinity Capital or any other entity other than TF1 or TCF’s respective lenders. TF1 and TCF are consolidated for financial reporting purposes and in accordance with GAAP, and the portfolio investments held by these subsidiaries, if any, are included in the Company’s consolidated financial statements and recorded at fair value. All intercompany balances and transactions have been eliminated. There has been no activity in Trinity Capital Holdings.

In accordance with Rule 10-01(b)(1) of Regulation S-X, as amended, the Company must determine which of its unconsolidated controlled portfolio companies, if any, are considered “significant subsidiaries.” In evaluating these unconsolidated controlled portfolio companies, there are two significance tests utilized per Rule 1-02(w) of Regulation S-X to determine if any of the Company’s Control Investments (as defined in “Note 2 - Summary of Significant Accounting Policies”) are considered significant subsidiaries: the investment test, and the income test. As of December 31, 2021 and 2020, the Company had no single investment that met either of these two tests.

Note 2. Summary of Significant Accounting Policies

Use of Estimates

The preparation of financial statements in conformity with GAAP requires management to make estimates and assumptions that affect the reported amounts of assets and liabilities and disclosure of contingent assets and liabilities at the date of the financial statements. These estimates and assumptions also affect the reported amounts of revenues, costs and expenses during the reporting period. Management evaluates these estimates and assumptions on a regular basis. Actual results could differ materially from those estimates.

Investment Transactions

Loan originations are recorded on the date of the legally binding commitment. Realized gains or losses are recorded using the specific identification method as the difference between the net proceeds received, excluding prepayment fees, if any, and the amortized cost basis of the investment without regard to unrealized gains or losses previously recognized, and include investments written off during the period, net of recoveries. The net change in unrealized gains or losses primarily reflects the change in investment fair values as of the last business day of the reporting period and also includes the reversal of previously recorded unrealized gains or losses with respect to investments realized during the period.

Valuation of Investments

The most significant estimate inherent in the preparation of the Company’s consolidated financial statements is the valuation of investments and the related amounts of unrealized appreciation and depreciation of investments recorded.

The Company’s investments are carried at fair value in accordance with the 1940 Act and ASC 946 and measured in accordance with ASC 820, *Fair Value Measurements and Disclosures* (“ASC 820”). ASC 820 defines fair value, establishes a framework for measuring fair value, establishes a fair value hierarchy based on the observability of inputs used to measure fair value, and provides disclosure requirements for fair value measurements. ASC 820 requires the Company to assume that each of the portfolio investments is sold in a hypothetical transaction in the principal or, as applicable, most advantageous market using market participant assumptions as of the measurement date. Market participants are defined as buyers and sellers in the principal market that are independent, knowledgeable and willing and able to transact. The Company values its investments at fair value as determined in good faith pursuant to a consistent valuation policy by the Company’s Board of Directors (the “Board”) in accordance with the provisions of ASC 820 and the 1940 Act.

While the Board is ultimately and solely responsible for determining the fair value of the Company’s investments, the Company has engaged independent valuation firms to provide the Company with valuation assistance with respect to its investments. The Company engages independent valuation firms on a discretionary basis. Specifically, on a quarterly basis, the Company will identify portfolio investments with respect to which an independent valuation firm will assist in valuing such investments. The Company selects these portfolio investments based on a number of factors, including, but not limited to, the potential for material fluctuations in valuation results, size, credit quality and the time lapse since the last valuation of the portfolio investment by an independent valuation firm.

Investments recorded on the Company's Consolidated Statements of Assets and Liabilities are categorized based on the inputs to the valuation techniques as follows:

- Level 1 — Investments whose values are based on unadjusted quoted prices for identical assets in an active market that the Company has the ability to access (examples include investments in active exchange-traded equity securities and investments in most U.S. government and agency securities).
- Level 2 — Investments whose values are based on quoted prices in markets that are not active or model inputs that are observable either directly or indirectly for substantially the full term of the investment.
- Level 3 — Investments whose values are based on prices or valuation techniques that require inputs that are both unobservable and significant to the overall fair value measurement (for example, investments in illiquid securities issued by privately held companies). These inputs reflect management's own assumptions about the assumptions a market participant would use in pricing the investment.

Given the nature of lending to venture capital-backed growth stage companies, 90.9%, based on fair value, of the Company's investments in these portfolio companies are considered Level 3 assets under ASC 820 because there is no known or accessible market or market indexes for these investment securities to be traded or exchanged. Transfers between levels, if any, are recognized at the beginning of the period in which the transfers occur. The Company uses an internally developed portfolio investment rating system in connection with its investment oversight, portfolio management and analysis and investment valuation procedures. This system takes into account both quantitative and qualitative factors of the portfolio companies. Due to the inherent uncertainty of determining the fair value of investments that do not have a readily available market value, the fair value of the Company's investments may fluctuate from period to period. Because of the inherent uncertainty of valuation, these estimated values may differ significantly from the values that would have been reported had a ready market for the investments existed, and it is reasonably possible that the difference could be material.

Debt Securities

The debt securities identified on the Consolidated Schedule of Investments are secured loans and equipment financings made to growth stage companies. For portfolio investments in debt securities for which the Company has determined that third-party quotes or other independent pricing are not available, the Company generally estimates the fair value based on the assumptions that hypothetical market participants would use to value the investment in a current hypothetical sale using an income approach.

In its application of the income approach to determine the fair value of debt securities, the Company bases its assessment of fair value on projections of the discounted future free cash flows that the security will likely generate, including analyzing the discounted cash flows of interest and principal amounts for the security, as set forth in the associated loan and equipment financing agreements, as well as market yields and the financial position and credit risk of the portfolio company (the "Hypothetical Market Yield Method"). The discount rate applied to the future cash flows of the security is based on the calibrated yield implied by the terms of the Company's investment adjusted for changes in market yields and performance of the subject company. The Company's estimate of the expected repayment date of its loans and equipment financings securities is either the maturity date of the instrument or the anticipated pre-payment date, depending on the facts and circumstances. The Hypothetical Market Yield Method analysis also considers changes in leverage levels, credit quality, portfolio company performance, market yield movements, and other factors. If there is deterioration in credit quality or if a security is in workout status, the Company may consider other factors in determining the fair value of the security, including, but not limited to, the value attributable to the security from the enterprise value of the portfolio company or the proceeds that would most likely be received in a liquidation analysis.

Equity Securities and Warrants

Often the Company is issued warrants by issuers as yield enhancements. These warrants are recorded as assets at estimated fair value on the grant date. The Company determines the cost basis of the warrants or other equity securities received based upon their respective fair values on the date of receipt in proportion to the total fair value of the debt and

warrants or other equity securities received. Depending on the facts and circumstances, the Company usually utilizes a combination of one or several forms of the market approach as well as contingent claim analyses (a form of option analysis) to estimate the fair value of the securities as of the measurement date and determines the cost basis using a relative fair value methodology. As part of its application of the market approach, the Company estimates the enterprise value of a portfolio company utilizing customary pricing multiples, based on the development stage of the underlying issuers, or other appropriate valuation methods, such as considering recent transactions in the equity securities of the portfolio company or third-party valuations that are assessed to be indicative of fair value of the respective portfolio company, and, if appropriate based on the facts and circumstances performs an allocation of the enterprise value to the equity securities utilizing a contingent claim analysis and/or other waterfall calculation by which it allocates the enterprise value across the portfolio company's securities in order of their preference relative to one another.

Fair value estimates are made at discrete points in time based on relevant information. These estimates may be subjective in nature and involve uncertainties and matters of significant judgment and, therefore, cannot be determined with precision. The carrying amounts of the Company's financial instruments, consisting of cash, investments, receivables, payables and other liabilities approximate the fair values of such items due to the short-term nature of these instruments. Refer to "Note 4 – Fair Value of Financial Instruments" for further discussion.

Cash, Cash Equivalents and Restricted Cash

Cash, cash equivalents and restricted cash consist of funds deposited with financial institutions and short-term (original maturity of three months or less) liquid investments in money market deposit accounts. Cash equivalents are classified as Level 1 assets and are valued using the Net Asset Value ("NAV") per share of the money market fund. As of December 31, 2021 and 2020, cash, cash equivalents and restricted cash consisted of \$46.7 million and \$61.1 million, respectively, of which \$43.4 million and \$60.3 million, respectively, is held in the Goldman Sachs Financial Square Government Institutional Fund. Cash held in demand deposit accounts may exceed the Federal Deposit Insurance Corporation ("FDIC") insured limit and therefore is subject to credit risk. All of the Company's cash deposits are held at large established high credit quality financial institutions, and management believes that the risk of loss associated with any uninsured balances is remote. As of December 31, 2021 and 2020, restricted cash consisted of approximately \$15.1 million and \$15.7 million, respectively, related to the Credit Suisse Credit Facility covenants (See "Note 5 – Borrowings"), and an additional amount of approximately \$0.7 million at December 31, 2020 was held in escrow related to the payout of a severance related liability assumed as part of the Formation Transactions with respect to a former member of certain general partners of certain Legacy Funds.

Other Assets

Other assets generally consist of fixed assets net of accumulated depreciation, right of use asset, security deposits and other assets, including escrow receivable.

Escrow Receivables

Escrow receivables are collected in accordance with the terms and conditions of the escrow agreement. Escrow balances are typically distributed over a period of one year and may accrue interest during the escrow period. Escrow balances are measured for collectability on at least a quarterly basis and fair value is determined based on the amount of the estimated recoverable balances and the contractual maturity date. As of December 31, 2021, there were no material past due escrow receivables. The escrow receivable balance as of December 31, 2021 was fair valued and held in accordance with ASC Topic 820. There was no escrow receivable balance as of December 31, 2020.

Equity Offering Costs

Equity offering costs consist of fees and costs incurred in connection with the sale of the Company's common stock, including legal, accounting and printing fees. These costs are deferred at the time of incurrence and are subsequently charged as a reduction to capital when the offering takes place or as shares are issued. Equity offering costs are periodically reviewed and expensed if the related registration is no longer active.

Security Deposits

Security deposits are collected upon funding equipment financings and are applied in lieu of regular payments at the end of the term.

Debt Issuance Costs

The Company records costs related to the issuance of debt obligations as deferred debt financing costs. These costs are deferred and amortized using the straight-line method over the stated maturity life of the obligations. Debt issuance costs related to secured or unsecured notes are netted with the outstanding principal balance on the Company's Consolidated Statements of Assets and Liabilities. Debt issuance costs related to the KeyBank Credit Facility are recorded as a separate asset on the Company's Consolidated Statements of Assets and Liabilities.

Income Recognition

Interest Income

The Company recognizes interest income on an accrual basis and recognizes it as earned in accordance with the contractual terms of the loan agreement to the extent that such amounts are expected to be collected. Original issue discount ("OID") initially includes the estimated fair value of detachable warrants obtained in conjunction with the origination of debt securities and is accreted into interest income over the term of the loan as a yield enhancement based on the effective yield method. In addition, the Company may also be entitled to an end-of-term ("EOT") fee. EOT fees to be paid at the termination of the debt agreements are accreted into interest income over the contractual life of the debt based on the effective yield method. As of December 31, 2021 and 2020, the EOT payment receivable of approximately \$46.7 million and \$37.9 million, respectively, is included as a component of the cost basis of the Company's current debt securities. When a portfolio company pre-pays their indebtedness prior to the scheduled maturity date, then the acceleration of the unaccreted OID and EOT is recognized as interest income.

The Company had a limited number of debt investments in its portfolio that contain a payment-in-kind ("PIK") provision. Contractual PIK interest, which represents contractually deferred interest added to the loan balance that is generally due at the end of the loan term, is generally recorded on an accrual basis to the extent such amounts are expected to be collected. The Company will generally cease accruing PIK interest if there is insufficient value to support the accrual or management does not expect the portfolio company to be able to pay all principal and interest due. The Company recorded \$0.2 million in PIK interest income during each of the years ended December 31, 2021 and 2020.

Income related to application or origination payments, including facility commitment fees, net of related expenses and generally collected in advance, are amortized into interest income over the contractual life of the loan. The Company recognizes nonrecurring fees and additional OID and EOT received in consideration for contract modifications commencing in the quarter relating to the specific modification.

Fee Income

The Company recognizes one-time fee income, including, but not limited to, structuring fees, prepayment penalties, and exit fees related to a change in ownership of the portfolio company, as other income when earned. These fees are generally earned when the portfolio company enters into an equipment financing arrangement or pays off their outstanding indebtedness prior to the scheduled maturity.

Non-Accrual Policy

When a debt security becomes 90 days or more past due, or if management otherwise does not expect that principal, interest, and other obligations due will be collected in full, the Company will generally place the debt security on non-accrual status and cease recognizing interest income on that debt security until all principal and interest due has been paid or the Company believes the borrower has demonstrated the ability to repay its current and future contractual obligations. Any uncollected interest is reversed from income in the period that collection of the interest receivable is

determined to be doubtful. However, the Company may make exceptions to this policy if the investment has sufficient collateral value and is in the process of collection.

As of December 31, 2021, loans to two portfolio companies were on non-accrual status with a total cost of approximately \$12.9 million, and a total fair value of approximately \$5.1 million, or 0.7%, of the total fair value of the Company's debt investment portfolio. As of December 31, 2020, loans to three portfolio companies were on non-accrual status with a total cost of approximately \$3.4 million, and a total fair value of approximately \$2.2 million, or 0.5%, of the total fair value of the Company's debt investment portfolio.

Net Realized Gains / (Losses)

Realized gains / (losses) are measured by the difference between the net proceeds from the sale or redemption of an investment or a financial instrument and the cost basis of the investment or financial instrument, without regard to unrealized appreciation or depreciation previously recognized, and includes investments written-off during the period net of recoveries and realized gains or losses from in-kind redemptions. Net proceeds exclude any prepayment penalties, exit fees, and OID and EOT acceleration. Prepayment penalties and exit fees received at the time of sale or redemption are included in fee income on the Consolidated Statements of Operations. OID and EOT acceleration is included in interest income on the Consolidated Statement of Operations.

Net Unrealized Appreciation / (Depreciation)

Net change in unrealized appreciation / (depreciation) reflects the net change in the fair value of the investment portfolio and financial instruments and the reclassification of any prior period unrealized appreciation or depreciation on exited investments and financial instruments to realized gains or losses.

Stock Based Compensation

The Company has issued and may, from time to time, issue restricted stock to its officers and employees under the 2019 Trinity Capital Inc. Long Term Incentive Plan and to its non-employee directors under the Trinity Capital Inc. 2019 Non-Employee Director Restricted Stock Plan. The Company accounts for its share-based compensation plan using the fair value method, as prescribed by ASC 718, *Compensation – Stock Compensation*. Accordingly, for restricted stock awards, the Company measures the grant date fair value based upon the market price of its common stock on the date of the grant and amortizes the fair value of the awards as share-based compensation expense over the requisite service period, which is generally the vesting term.

The Company has also adopted Accounting Standards Update ("ASU") 2016-09, *Compensation—Stock Compensation: Improvements to Employee Share-Based Payment Accounting*, which requires that all excess tax benefits and tax deficiencies (including tax benefits of dividends on share-based payment awards) be recognized as income tax expense or benefit in the income statement and not delay recognition of a tax benefit until the tax benefit is realized through a reduction to taxes payable. Accordingly, the tax effects of exercised or vested awards are treated as discrete items in the reporting period in which they occur. Additionally, the Company has elected to account for forfeitures as they occur.

Earnings Per Share

The Company's earnings per share ("EPS") amounts have been computed based on the weighted-average number of shares of common stock outstanding for the period. Basic earnings per share is computed by dividing net increase (decrease) in net assets resulting from operations by the weighted-average number of common shares outstanding for the period. In accordance with ASC 260, *Earnings Per Share*, the unvested shares of restricted stock awarded pursuant to Trinity Capital's equity compensation plans are participating securities and, therefore, are included in the basic earnings per share calculation. Diluted EPS is computed by dividing net increase (decrease) in net assets resulting from operations by the weighted average number of shares of common stock assuming all potential shares had been issued and the additional shares of common stock were dilutive. Diluted EPS reflects the potential dilution from the assumed conversion of the Company's 6.00% Convertible Notes due 2025 (the "Convertible Notes").

Income Taxes

The Company has elected to be treated as, and intends to continue to qualify annually as, a RIC under Subchapter M of the Code for U.S. federal tax purposes. In order to maintain its treatment as a RIC, the Company is generally required to distribute at least annually to its stockholders at least 90% of the sum of its investment company taxable income (which generally includes its net ordinary taxable income and realized net short-term capital gains in excess of realized net long-term capital losses) and its net tax-exempt income (if any). The Company generally will not pay corporate-level income tax on these distributed amounts, but will pay corporate-level income tax on any retained amounts.

The Company evaluates tax positions taken in the course of preparing the Company's tax returns to determine whether the tax positions are "more-likely-than-not" to be sustained by the applicable tax authority in accordance with ASC Topic 740, *Income Taxes* ("ASC 740"), as modified by ASC 946. Tax benefits of positions not deemed to meet the more-likely-than-not threshold, or uncertain tax positions, would be recorded as tax expense in the current year. It is the Company's policy to recognize accrued interest and penalties related to uncertain tax benefits in income tax expense. The Company has no material uncertain tax positions as of December 31, 2021 and 2020. All the Company's tax returns remain subject to examination by U.S. federal and state tax authorities.

Based on federal excise distribution requirements applicable to RICs, the Company will be subject to a 4% nondeductible federal excise tax on undistributed taxable income and gains unless the Company distributes in a timely manner an amount at least equal to the sum of (1) 98% of its ordinary income for each calendar year, (2) 98.2% of capital gain net income (both long-term and short-term) for the one-year period ending October 31 in that calendar year and (3) any income or gain realized, but not distributed, in the preceding years. For this purpose, however, any ordinary income or capital gain net income retained by the Company and on which the Company paid corporate income tax is considered to have been distributed. The Company, at its discretion, may determine to carry forward taxable income or gain and pay a 4% excise tax on the amount by which it falls short of this calendar-year distribution requirement. If the Company chooses to do so, this generally would increase expenses and reduce the amount available to be distributed to stockholders. The Company will accrue excise tax on estimated undistributed taxable income and gain as required on an annual basis.

Distributions

Distributions to common stockholders are recorded on the record date. The amount of taxable income to be paid out as a distribution is determined by the Board each quarter and is generally based upon the earnings estimated by management of the Company. Capital gains, if any, are distributed at least annually, although the Company may decide to retain all or some of those capital gains for investment and pay corporate-level income taxes on those retained amounts. If the Company chooses to do so, this generally would increase expenses and reduce the amount available to be distributed to stockholders.

Note 3. Investments

The Company provides debt, including loans and equipment financings, to growth stage companies, including venture capital-backed companies and companies with institutional equity investors, primarily in the United States. The Company's investment strategy includes making investments consisting primarily of term loans and equipment financings, and, to a lesser extent, working capital loans, equity and equity-related investments. In addition, the Company may obtain warrants or contingent exit fees at funding from many of the portfolio companies.

Debt Securities

The Company's debt securities primarily consist of direct investments in interest-bearing secured loans and equipment financings to privately held companies based in the United States. Secured loans are generally secured by a blanket first lien or a blanket second lien on the assets of the portfolio company. Equipment financings typically include a specific asset lien on mission critical assets as well as a second lien on the assets of the portfolio company. These debt securities typically have a term of between three and five years from the original investment date. Certain of the debt securities are "covenant-lite" loans, which generally are loans that do not have a complete set of financial maintenance

covenants and have covenants that are incurrence-based, meaning they are only tested and can only be breached following an affirmative action of the borrower rather than by a deterioration in the borrower's financial condition. The equipment financings in the investment portfolio generally have fixed interest rates. The loans in the investment portfolio generally have fixed interest rates or floating interest rates subject to interest rate floors. Both equipment financings and loans generally include an EOT payment.

The specific terms of each debt security vary depending on the creditworthiness of the portfolio company and the projected value of the financed assets. Companies with stronger creditworthiness may receive an initial period of lower financing factor, which is analogous to an interest-only period on a traditional term loan. Equipment financings may include upfront interim payments and security deposits. Equipment financing arrangements have various structural protections, including customary default penalties, information and reporting rights, material adverse change or investor abandonment provisions, consent rights for any additions or changes to senior debt, and, as needed, intercreditor agreements with cross-default provisions to protect the Company's second lien positions.

Warrant Investments

In connection with the Company's debt investments, the Company may receive warrants in the portfolio company. Warrants received in connection with a debt investment typically include a potentially discounted contract price to exercise, and thus, as a portfolio company appreciates in value, the Company may achieve additional investment return from this equity interest. The warrants typically contain provisions that protect the Company as a minority-interest holder, as well as secured or unsecured put rights, or rights to sell such securities back to the portfolio company, upon the occurrence of specified events. In certain cases, the Company may also obtain follow-up rights in connection with these equity interests, which allow the Company to participate in future financing rounds.

Equity Investments

In specific circumstances, the Company may seek to make direct equity investments in situations where it is appropriate to align the interests of the Company with key management and stockholders of the portfolio company, and to allow for participation in the appreciation in the equity values of the portfolio company. These equity investments are generally made in connection with debt investments. The Company seeks to maintain fully diluted equity positions in the portfolio companies of 5% to 50% and may have controlling equity interests in some instances.

Portfolio Industry Classification

The Company's portfolio investments are in companies conducting business in a variety of industries. The following table summarizes the composition of the Company's portfolio investments by industry at cost and fair value and as a percentage of the total portfolio (dollars in thousands):

Industry	December 31, 2021				December 31, 2020			
	Cost		Fair Value		Cost		Fair Value	
	Amount	%	Amount	%	Amount	%	Amount	%
Manufacturing	\$ 169,381	21.1%	\$ 222,011	25.4%	\$ 103,471	20.8%	\$ 99,709	20.2%
Professional, Scientific, and Technical Services	140,847	17.6%	161,217	18.5%	77,831	15.6%	78,893	16.0%
Information	101,031	12.7%	107,696	12.3%	31,843	6.4%	30,709	6.2%
Finance and Insurance	62,000	7.8%	65,109	7.5%	35,320	7.0%	35,699	7.2%
Health Care and Social Assistance	50,458	6.3%	44,518	5.1%	14,348	2.9%	11,422	2.3%
Real Estate	40,776	5.1%	41,351	4.7%	17,267	3.5%	17,316	3.5%
Retail Trade	39,542	5.0%	39,162	4.5%	78,534	15.7%	75,664	15.4%
Rental and Leasing Services	32,749	4.1%	33,513	3.8%	29,055	5.8%	29,138	5.9%
Space Research and Technology	30,479	3.8%	30,698	3.5%	—	0.0%	—	0.0%
Administrative and Support and Waste Management and Remediation Services	29,353	3.7%	29,337	3.4%	2,370	0.5%	2,328	0.5%
Management of Companies and Enterprises	22,333	2.8%	22,332	2.6%	—	0.0%	—	0.0%
Utilities	20,445	2.6%	20,436	2.3%	26,800	5.4%	27,083	5.5%
Educational Services	18,246	2.3%	18,813	2.2%	9,359	1.9%	9,816	2.0%
Agriculture, Forestry, Fishing and Hunting	12,025	1.5%	13,396	1.5%	20,981	4.2%	20,837	4.2%
Wholesale Trade	9,417	1.2%	9,848	1.1%	23,850	4.8%	23,903	4.8%
Construction	13,445	1.7%	8,903	1.0%	9,804	2.0%	6,894	1.4%
Pharmaceutical	5,329	0.7%	5,130	0.6%	17,503	3.5%	24,240	4.9%
Total	<u>\$ 797,856</u>	<u>100.0%</u>	<u>\$ 873,470</u>	<u>100.0%</u>	<u>\$ 498,336</u>	<u>100.0%</u>	<u>\$ 493,651</u>	<u>100.0%</u>

The geographic composition is determined by the location of the corporate headquarters of the portfolio company. The following table summarizes the composition of the Company's portfolio investments by geographic region of the United States and other countries at cost and fair value and as a percentage of the total portfolio (dollars in thousands):

Geographic Region	December 31, 2021				December 31, 2020			
	Cost		Fair Value		Cost		Fair Value	
	Amount	%	Amount	%	Amount	%	Amount	%
United States:								
West	\$ 370,791	46.5%	\$ 442,659	50.7%	\$ 247,204	49.6%	\$ 241,096	48.8%
Northeast	210,302	26.4%	213,823	24.5%	131,692	26.4%	127,801	25.9%
Mountain	65,223	8.2%	70,886	8.1%	33,842	6.8%	33,969	6.9%
South	60,455	7.6%	61,166	7.0%	463	0.1%	1,777	0.4%
Midwest	29,825	3.7%	23,958	2.7%	47,324	9.5%	44,092	8.9%
Southeast	1,125	0.1%	768	0.1%	11,011	2.2%	17,834	3.6%
Canada	60,135	7.5%	60,210	6.9%	26,800	5.4%	27,082	5.5%
Total	<u>\$ 797,856</u>	<u>100.0%</u>	<u>\$ 873,470</u>	<u>100.0%</u>	<u>\$ 498,336</u>	<u>100.0%</u>	<u>\$ 493,651</u>	<u>100.0%</u>

The following table summarizes the composition of the Company’s portfolio investments by investment type at cost and fair value and as a percentage of the total portfolio (dollars in thousands):

Investment	December 31, 2021				December 31, 2020			
	Cost		Fair Value		Cost		Fair Value	
	Amount	%	Amount	%	Amount	%	Amount	%
Secured Loan	\$ 557,627	69.8%	\$ 551,894	63.2%	\$ 324,544	65.1%	\$ 320,718	65.0%
Equipment Financing	183,298	23.0%	184,074	21.1%	122,966	24.7%	122,501	24.8%
Equity	42,046	5.3%	100,732	11.5%	32,961	6.6%	32,654	6.6%
Warrants	14,885	1.9%	36,770	4.2%	17,865	3.6%	17,778	3.6%
Total	\$ 797,856	100.0%	\$ 873,470	100.0%	\$ 498,336	100.0%	\$ 493,651	100.0%

Certain Risk Factors

In the ordinary course of business, the Company manages a variety of risks including market risk, credit risk and liquidity risk. The Company identifies, measures and monitors risk through various control mechanisms, including trading limits and diversifying exposures and activities across a variety of instruments, markets and counterparties.

Market risk is the risk of potential adverse changes to the value of financial instruments because of changes in market conditions, including as a result of changes in the credit quality of a particular issuer, credit spreads, interest rates, and other movements and volatility in security prices or commodities. In particular, the Company may invest in issuers that are experiencing or have experienced financial or business difficulties (including difficulties resulting from the initiation or prospect of significant litigation or bankruptcy proceedings), which involves significant risks. The Company manages its exposure to market risk through the use of risk management strategies and various analytical monitoring techniques.

The Company’s investments may, at any time, include securities and other financial instruments or obligations that are illiquid or thinly traded, making purchase or sale of such securities and financial instruments at desired prices or in desired quantities difficult. Furthermore, the sale of any such investments may be possible only at substantial discounts, and it may be extremely difficult to value any such investments accurately.

The Company’s investments consist of growth stage companies, many of which have relatively limited operating histories and also may experience variation in operating results. Many of these companies conduct business in regulated industries and could be affected by the changes in government regulations. Most of the Company’s borrowers will need additional capital to satisfy their continuing working capital needs and other requirements, and in many instances, to service the interest and principal payments on the debt.

Concentrations of Credit Risk

Credit risk is the risk of default or non-performance by portfolio companies, equivalent to the investment’s carrying amount. The top three industries of the Company’s portfolio companies as of December 31, 2021 were in the “Manufacturing,” “Professional, Scientific, and Technical Services” and “Information” sectors. The top three industries of the Company’s portfolio companies as of December 31, 2020 were in the “Manufacturing,” “Professional, Scientific, and Technical Services” and “Retail Trade” sectors. Industry and sector concentrations will vary from period to period based on portfolio activity.

As of December 31, 2021 and 2020, the Company’s ten largest portfolio companies represented approximately 36.1% and 42.5%, respectively, of the total fair value of the Company’s investments in portfolio companies. As of December 31, 2021 and 2020, the Company had nine and 14 portfolio companies, respectively, that represented 5% or more of the Company’s net assets.

Note 4. Fair Value of Financial Instruments

ASC 820 defines fair value, establishes a framework for measuring fair value, and establishes a fair value hierarchy based on the quality of inputs used to measure fair value and enhances disclosure requirements for fair value measurements. The Company accounts for its investments at fair value. As of December 31, 2021 and 2020, the Company's portfolio investments consisted primarily of investments in secured loans and equipment financings. The fair value amounts have been measured as of the reporting date and have not been reevaluated or updated for purposes of these financial statements subsequent to that date. As such, the fair values of these financial instruments subsequent to the reporting date may be different than amounts reported.

In accordance with ASC 820, the Company has categorized its investments based on the priority of the inputs to the valuation technique into a three-level fair value hierarchy. The fair value hierarchy gives the highest priority to quoted prices in active markets for identical investments (Level 1) and the lowest priority to unobservable inputs (Level 3). See "Note 2 - Summary of Significant Accounting Policies."

As required by ASC 820, when the inputs used to measure fair value fall within different levels of the hierarchy, the level within which the fair value measurement is categorized is based on the lowest level input that is significant to the fair value measurement in its entirety. For example, a Level 3 fair value measurement may include inputs that are observable (Levels 1 and 2) and unobservable (Level 3). Therefore, unrealized appreciation and depreciation related to such investments categorized within the Level 3 tables below may include changes in fair value that are attributable to both observable inputs (Levels 1 and 2) and unobservable inputs (Level 3).

The fair value determination of each portfolio investment categorized as Level 3 required one or more of the following unobservable inputs:

- Financial information obtained from each portfolio company, including unaudited statements of operations and balance sheets for the most recent period available as compared to budgeted numbers;
- Current and projected financial condition of the portfolio company;
- Current and projected ability of the portfolio company to service its debt obligations;
- Type and amount of collateral, if any, underlying the investment;
- Current financial ratios (e.g., fixed charge coverage ratio, interest coverage ratio and net debt/EBITDA ratio) applicable to the investment;
- Current liquidity of the investment and related financial ratios (e.g., current ratio and quick ratio);
- Pending debt or capital restructuring of the portfolio company;
- Projected operating results of the portfolio company;
- Current information regarding any offers to purchase the investment;
- Current ability of the portfolio company to raise any additional financing as needed;
- Changes in the economic environment, which may have a material impact on the operating results of the portfolio company;
- Internal occurrences that may have an impact (both positive and negative) on the operating performance of the portfolio company;
- Qualitative assessment of key management;

- Contractual rights, obligations or restrictions associated with the investment; and
- Time to exit.

The use of significant unobservable inputs creates uncertainty in the measurement of fair value as of the reporting date. The significant unobservable inputs used in the fair value measurement of the Company's investments, are (i) earnings before interest, tax, depreciation, and amortization ("EBITDA") and revenue multiples (both projected and historic), and (ii) volatility assumptions. Significant increases (decreases) in EBITDA and revenue multiple inputs in isolation would result in a significantly higher (lower) fair value measurement. Similarly, significant increases (decreases) in volatility inputs in isolation would result in a significantly higher (lower) fair value assessment. On the contrary, significant increases (decreases) in weighted average cost of capital inputs in isolation would result in a significantly lower (higher) fair value measurement. However, due to the nature of certain investments, fair value measurements may be based on other criteria, such as third-party appraisals of collateral and fair values as determined by independent third parties, which are not presented in the tables below.

The Company's assets measured at fair value by investment type on a recurring basis as of December 31, 2021 are as follows:

Assets	Fair Value Measurements at Reporting Date Using			Total
	Quoted Prices in Active Markets for Identical Assets (Level 1)	Significant Other Observable Inputs (Level 2)	Significant Unobservable Inputs (Level 3)	
Secured Loans	\$ —	\$ —	\$ 551,894	\$ 551,894
Equipment Financings	—	—	184,074	184,074
Equity	—	78,944	21,788	100,732
Warrants	—	17	36,753	36,770
Total Investments at fair value	—	78,961	794,509	873,470
Escrow Receivable	—	—	4,152	4,152
Cash, cash equivalents and restricted cash	46,742	—	—	46,742
Total	\$ 46,742	\$ 78,961	\$ 798,661	\$ 924,364

The Company's assets measured at fair value by investment type on a recurring basis as of December 31, 2020 are as follows:

Assets	Fair Value Measurements at Reporting Date Using			Total
	Quoted Prices in Active Markets for Identical Assets (Level 1)	Significant Other Observable Inputs (Level 2)	Significant Unobservable Inputs (Level 3)	
Secured Loans	\$ —	\$ —	\$ 320,718	\$ 320,718
Equipment Financings	—	—	122,501	122,501
Equity	—	—	32,654	32,654
Warrants	—	—	17,778	17,778
Total Investments at fair value	—	—	493,651	493,651
Cash, cash equivalents and restricted cash	61,101	—	—	61,101
Total	\$ 61,101	\$ —	\$ 493,651	\$ 554,752

The following table provides a summary of the significant unobservable inputs used to fair value the Level 3 portfolio investments as of December 31, 2021. The methodology for the determination of the fair value of the Company's investments is discussed in "Note 2 – Summary of Significant Accounting Policies". The significant

unobservable input used in the fair value measurement of the Company’s escrow receivables is the amount recoverable at the contractual maturity date of the escrow receivable.

Investment Type	Fair Value as of December 31, 2021 (in thousands)	Valuation Techniques/ Methodologies	Unobservable Inputs ⁽¹⁾	Range	Weighted Average ⁽²⁾
Debt investments	\$ 508,756	Discounted Cash Flows	Hypothetical Market Yield	10.8% - 33.2%	14.6 %
	188,226	Originated within the past three months	Origination Market Yield	11.3% - 16.2%	13.0 %
	34,542	Transactions Precedent ⁽⁶⁾	Transaction Price	n/a	n/a
	4,444	Liquidation Scenario	Probability Weighting of Alternative Outcomes	20.0% - 80.0%	n/a
Equity investments	20,788	Market Approach	Revenue Multiple Only ⁽³⁾	0.8x - 2.3x	1.9 x
			Revenue Multiple ⁽³⁾	0.2x - 6.8x	3.5 x
			Volatility ⁽⁵⁾	47.0% - 85.0%	65.1 %
			Risk-Free Interest Rate	0.1% - 1.1%	0.9 %
			Estimated Time to Exit (in years)	0.2 - 3.8	2.9
			Discount for Lack of Marketability ⁽⁸⁾	9.0% - 32.3%	24.5 %
	1,000	Transactions Precedent ⁽⁶⁾	Transaction Price	n/a	n/a
	Warrants	23,573	Market Approach	Revenue Multiple ⁽³⁾	0.2x - 30.0x
Company Specific Adjustment ⁽⁴⁾				7.9% - 34.5%	9.9 %
Volatility ⁽⁵⁾				35.1% - 111.3%	63.7 %
Risk-Free Interest Rate				0.1% - 1.3%	0.8 %
			Estimated Time to Exit (in years)	0.2 - 5.0	2.3
2,312		Black Scholes Option Pricing Model	Volatility ⁽⁵⁾	42.1% - 83.5%	56.8 %
			Discount for Lack of Marketability	27.2% - 30.3%	27.7 %
			Risk-Free Interest Rate	0.4% - 1.3%	0.7 %
		Estimated Time to Exit (in years)	1.0 - 5.0	2.3	
984	Transactions Precedent ⁽⁶⁾	Transaction Price	n/a	n/a	
9,884	Other ⁽⁷⁾	Probability Weighting of Alternative Outcomes	10.0% - 90.0%	n/a	
Total Level 3 Investments	\$ 794,509				

- (1) The significant unobservable inputs used in the fair value measurement of the Company’s debt securities are hypothetical market yields and premiums/(discounts). The hypothetical market yield is defined as the exit price of an investment in a hypothetical market to hypothetical market participants where buyers and sellers are willing participants. The significant unobservable inputs used in the fair value measurement of the Company’s equity and warrant securities are revenue multiples and portfolio company specific adjustment factors. Additional inputs used in the option pricing model (“OPM”) include industry volatility, risk free interest rate and estimated time to exit. Significant increases (decreases) in the inputs in isolation would result in a significantly higher (lower) fair value measurement, depending on the materiality of the investment. For some investments, additional consideration may be given to data from the last round of financing or merger/acquisition events near the measurement date.
- (2) Weighted averages are calculated based on the fair market value of each investment.
- (3) Represents amounts used when the Company has determined that market participants would use such multiples when pricing the investments.
- (4) Represents amounts used when the Company has determined market participants would take into account these discounts when pricing the investments.
- (5) Represents the range of industry volatility used by market participants when pricing the investment.
- (6) Represents investments where there is an observable transaction or pending event for the investment.

- (7) The fair market value of these investments is derived based on recent private market and merger and acquisition transaction prices.
- (8) Represents amounts used when the Company has determined market participants would take into account these discounts when pricing the investments.

The following table provides a summary of the significant unobservable inputs used to fair value the Level 3 portfolio investments as of December 31, 2020:

Investment Type	Fair Value as of December 31, 2020 (in thousands)	Valuation Techniques/ Methodologies	Unobservable Inputs (1)	Range	Weighted Average (2)
Debt investments	\$ 330,184	Discounted Cash Flows	Hypothetical Market Yield	9.5% - 31.2%	15.1 %
	99,053		Originated within the past three months	Origination Market Yield	12.9% - 15.2%
	11,771	Transactions Precedent ⁽⁶⁾	Transaction Price	n/a	n/a
	2,211	Liquidation Scenario	Probability Weighting of Alternative Outcomes	60.0% - 90.0%	n/a
Equity investments	3,623	Liquidation Scenario	Probability Weighting of Alternative Outcomes	30.0% - 70.0%	n/a
	5,550	Market Approach	Revenue Multiple Only ⁽³⁾	0.5x - 0.9x	0.7 x
	23,481	Market Approach	Revenue Multiple ⁽³⁾	0.36x - 3.0x	1.8 x
			Company Specific Adjustment ⁽⁴⁾	(17.5)% - 150.0%	74.9 %
			Volatility ⁽⁵⁾	45.0% - 80.0%	59.8 %
Risk-Free Interest Rate			0.1% - 0.2%	0.1 %	
		Estimated Time to Exit (in years)	0.5 - 2.0	1.1	
Warrants	15,133	Market Approach	Revenue Multiple ⁽³⁾	0.3x - 20.75x	3.2 x
			EBITDA Multiple	n/a	10.9 x
			Company Specific Adjustment ⁽⁴⁾	(50.0)% - 10.0%	(13.1)%
			Volatility ⁽⁵⁾	20.0% - 104.7%	53.4 %
			Risk-Free Interest Rate	0.1% - 3.0%	0.9 %
			Estimated Time to Exit (in years)	0.2 - 10.0	3.3
	2,645	Black Scholes Option Pricing Model	Volatility ⁽⁵⁾	46.8% - 132.3%	52.0 %
		Risk-Free Interest Rate	0.1% - 0.7%	0.1 %	
		Estimated Time to Exit (in years)	0.5 - 7.3	0.8	
Total Level 3 Investments	\$ 493,651				

- (1) The significant unobservable inputs used in the fair value measurement of the Company's debt securities are hypothetical market yields and premiums/(discounts). The hypothetical market yield is defined as the exit price of an investment in a hypothetical market to hypothetical market participants where buyers and sellers are willing participants. The significant unobservable inputs used in the fair value measurement of the Company's equity and warrant securities are revenue multiples and portfolio company specific adjustment factors. Additional inputs used in the option pricing model ("OPM") include industry volatility, risk free interest rate and estimated time to exit. Significant increases (decreases) in the inputs in isolation would result in a significantly higher (lower) fair value measurement, depending on the materiality of the investment. For some investments, additional consideration may be given to data from the last round of financing or merger/acquisition events near the measurement date.
- (2) Weighted averages are calculated based on the fair market value of each investment.
- (3) Represents amounts used when the Company has determined that market participants would use such multiples when pricing the investments.

- (4) Represents amounts used when the Company has determined market participants would take into account these discounts when pricing the investments.
- (5) Represents the range of industry volatility used by market participants when pricing the investment.
- (6) Represents investments where there is an observable transaction or pending event for the investment.

The following table provides a summary of changes in the debt, equity and warrants investments and the Company's escrow receivable fair value of the Company's Level 3 portfolio investments and escrow receivable for the year ended December 31, 2021 (in thousands):

	Debt	Equity	Warrants	Escrow Receivable	Total
Fair Value as of December 31, 2020	\$ 443,219	\$ 32,654	\$ 17,778	\$ —	\$ 493,651
Purchases, net of deferred fees ⁽¹⁾	533,146	12,153	5,573	4,152	555,024
Non-cash conversion ⁽²⁾	916	—	—	—	916
Transfers out of Level 3 ⁽³⁾	—	—	(2,611)	—	(2,611)
Proceeds from sales and paydowns	(264,386)	(14,098)	(9,100)	—	(287,584)
Accretion of OID and EOT payments	21,238	—	—	—	21,238
Net realized gain/(loss)	2,501	2,038	6,061	—	10,600
Third party participation ⁽⁴⁾	—	(283)	—	—	(283)
Change in unrealized appreciation/(depreciation)	(666)	(10,676)	19,052	—	7,710
Fair Value as of December 31, 2021	<u>\$ 735,968</u>	<u>\$ 21,788</u>	<u>\$ 36,753</u>	<u>\$ 4,152</u>	<u>\$ 798,661</u>
Net change in unrealized appreciation/depreciation on Level 3 investments still held as of December 31, 2021	<u>\$ (1,473)</u>	<u>\$ (4,641)</u>	<u>\$ 19,458</u>	<u>\$ —</u>	<u>\$ 13,344</u>

- (1) Escrow receivable purchases may include additions due to proceeds held in escrow from the liquidation of level 3 investments.
- (2) The non-cash conversion includes non-cash restructuring transactions of three portfolio companies in which our outstanding loan was restructured resulting in an increase in cost basis or the recognition of PIK interest income.
- (3) Transfers out of Level 3 during the year ended December 31, 2021 primarily relates to the exercise of warrants held in four portfolio companies, to equity investments during the period, and the corresponding company's public offering transaction. During the year ended December 31, 2021, there were no transfers into Level 3.
- (4) Certain third parties had rights to 17,485 shares of Ology Bioservices common stock at a fair value of approximately \$0.6 million as of December 31, 2020. In March 2021, these shares were reissued by Ology Bioservices directly to the third parties and the corresponding liability was removed from the Consolidated Statement of Assets and Liabilities. The activity related to these shares and the related liability is recorded against unrealized appreciation (depreciation).

The following table provides a summary of changes in the debt, equity and warrants fair value of the Company’s Level 3 portfolio investments for the year ended December 31, 2020 (in thousands):

	Type of Investment			
	Debt	Equity	Warrants	Total
Fair Value as of January 1, 2020	\$ —	\$ —	\$ —	\$ —
Formation Transactions acquisitions	375,858	24,066	17,099	417,023
Purchases, net of deferred fees	234,418	2,170	1,976	238,564
Non-cash conversion ⁽¹⁾	(10,148)	10,879	532	1,263
Proceeds from sales and paydowns	(157,046)	(3,855)	—	(160,901)
Accretion of OID and EOT payments	11,788	—	—	11,788
Net realized gain/(loss)	(7,361)	(300)	(1,742)	(9,403)
Third party participation ⁽²⁾	—	283	—	283
Change in unrealized appreciation/(depreciation)	(4,290)	(589)	(87)	(4,966)
Fair Value as of December 31, 2020 ⁽³⁾	<u>\$ 443,219</u>	<u>\$ 32,654</u>	<u>\$ 17,778</u>	<u>\$ 493,651</u>
Net change in unrealized appreciation/depreciation on Level 3 investments still held as of December 31, 2020	<u>\$ (4,290)</u>	<u>\$ (589)</u>	<u>\$ (87)</u>	<u>\$ (4,966)</u>

(1) The non-cash conversion includes non-cash restructuring transactions of two portfolio companies in which our outstanding loan investments were converted to equity instruments during the period.

(2) Certain third parties had rights to 17,485 shares of Ology Bioservices common stock at a fair value of approximately \$0.6 million as of December 31, 2020. The activity related to these shares and the related liability is recorded against unrealized appreciation/(depreciation).

(3) During the year ended December 31, 2021, there were no transfers into or out of Level 3.

Fair Value of Financial Instruments Carried at Cost

As of December 31, 2021 and 2020, the carrying value of the Company’s Credit Facilities (as defined below) was approximately \$91.0 million and \$132.9 million, respectively. The carrying value of the Company’s Credit Facilities as of December 31, 2021 and 2020, approximates the fair value, which was estimated using a market yield approach with Level 3 inputs.

As of December 31, 2021 and 2020, the carrying value of the 2025 Notes was approximately \$121.4 million and \$120.3 million, respectively, net of unamortized deferred financing costs of \$3.6 million and \$4.7 million, respectively. The 2025 Notes have a fixed interest rate as discussed in “Note 5 – Borrowings.” The fair value of the 2025 Notes as of December 31, 2021 and 2020 was \$139.0 million and \$131.4 million, respectively, which was estimated using a relative market yield approach with Level 3 inputs.

As of December 31, 2021 and 2020, the carrying value of the Convertible Notes was approximately \$47.5 million and \$46.6 million, respectively, net of unamortized deferred financing costs and discount of \$2.5 million and \$3.4 million, respectively. The Convertible Notes have a fixed interest rate as discussed in “Note 5 – Borrowings.” The fair value of the Company’s Convertible Notes as of December 31, 2021 and 2020 was approximately \$55.8 million and \$46.6 million, respectively, which was estimated using a relative market yield approach with Level 3 inputs.

As of December 31, 2021, the carrying value of the Company’s 4.375% Notes due 2026 (the “August 2026 Notes”) was approximately \$122.3 million, net of unamortized deferred financing costs and discount of \$2.7 million. The August 2026 Notes have a fixed interest rate as discussed in “Note 5 – Borrowings.” The fair value of the Company’s August 2026 Notes as of December 31, 2021 was approximately \$138.4 million, which was estimated using a relative market yield approach with Level 3 inputs.

As of December 31, 2021, the carrying value of the Company's 4.25% Notes due 2026 (the "December 2026 Notes") was approximately \$73.2 million, net of unamortized deferred financing costs and discount of \$1.8 million. The December 2026 Notes have a fixed interest rate as discussed in "Note 5 – Borrowings." The cost of the December 2026 Notes as of December 31, 2021 approximates the fair value, based on the recent funding completed in December 2021.

The fair value amounts have been measured as of the reporting date and have not been reevaluated or updated for purposes of these financial statements subsequent to that date. As such, the fair values of these financial instruments subsequent to the reporting date may be different than amounts reported.

Note 5. Borrowings

Credit Suisse Credit Facility

On January 9, 2020, TF1 and its affiliates borrowed \$190.0 million under the Credit Suisse Credit Facility. On January 16, 2020, in connection with the Formation Transactions, through its wholly owned subsidiary, TF1, the Company became a party to, and assumed, the Credit Suisse Credit Facility with Credit Suisse.

The Credit Suisse Credit Facility matured on January 8, 2022 in accordance with its terms. Borrowings under the Credit Suisse Credit Facility bore interest at a rate of the three-month London Interbank Offered Rate ("LIBOR") plus 3.25%. The Credit Suisse Credit Facility was collateralized by all investments held by TF1 and permitted an advance rate of up to 65% of eligible investments. The Company had the ability to borrow up to an aggregate of \$300.0 million, and the Credit Suisse Credit Facility borrowing base contained certain criteria for eligible investments and included concentration limits as defined in the Credit Suisse Credit Facility. As of December 31, 2021 and 2020, the Company had \$10.0 million and \$135.0 million, respectively, in borrowings outstanding under the Credit Suisse Credit Facility. As of December 31, 2021 and 2020, the Company had a borrowing availability of approximately \$185.0 million and \$42.0 million. See "Note 14 – Subsequent Events."

During the year ended December 31, 2021, the Company borrowed \$71.0 million and made repayments of \$196.0 million under the Credit Suisse Credit Facility. During the year ended December 31, 2020, the Company borrowed \$30.0 million and made repayments of \$85.0 million under the Credit Suisse Credit Facility. The Company incurred approximately \$4.0 million of financing costs in connection with the Credit Suisse Credit Facility that were capitalized and deferred using the straight-line method over the life of the facility. As of December 31, 2021, there were no unamortized deferred financing costs related to the Credit Suisse Credit Facility. As of December 31, 2020, there were \$2.1 million of unamortized deferred financing costs related to the Credit Suisse Credit Facility, which are presented as a direct deduction from the carrying amount of the debt liability on the Consolidated Statements of Assets and Liabilities.

The summary information regarding the Credit Suisse Credit Facility is as follows (dollars in thousands):

	<u>Year Ended</u> <u>December 31, 2021</u>	<u>Year Ended</u> <u>December 31, 2020</u>
Stated interest expense	\$ 1,771	\$ 5,052
Amortization of deferred financing costs	2,107	1,918
Total interest and amortization of deferred financing costs	<u>\$ 3,878</u>	<u>\$ 6,970</u>
Weighted average effective interest rate	7.6 %	5.6 %
Weighted average outstanding balance	\$ 51,044	\$ 126,271

The Credit Suisse Credit Facility contained covenants that, among other things, required the Company to maintain minimum tangible net worth and leverage ratios, minimum cash balance of \$15.0 million, and a cash reserve of 60 days for interest. Upon maturity of the Credit Suisse Credit Facility, the corresponding restriction on cash balances was removed and the Company did not have any restricted cash pursuant thereto.

KeyBank Credit Facility

On October 27, 2021, TCF, a wholly owned subsidiary of the Company, as borrower, and the Company, as servicer, entered into a credit agreement (as amended, the “KeyBank Credit Agreement”) with the lenders from time-to-time party thereto, KeyBank, as administrative agent and syndication agent, and Wells Fargo, National Association, as collateral custodian and paying agent (such credit facility, the “KeyBank Credit Facility”).

The KeyBank Credit Facility includes an initial commitment of \$75 million from KeyBank and allows the Company, through TCF, to borrow up to \$300 million. Borrowings under the KeyBank Credit Facility will initially bear interest at a rate equal to the one-month LIBOR plus 3.25%, which interest rate may decrease to the one-month LIBOR plus 2.85% upon the achievement of certain benchmarks, including criteria related to the number and composition of assets in the KeyBank Credit Facility’s collateral pool. The terms of the KeyBank Credit Facility provide for a transition from LIBOR to SOFR no later than July 1, 2023 or the date that the Financial Conduct Authority permanently or indefinitely ceases to provide LIBOR rates, if earlier. The KeyBank Credit Facility provides for a variable advance rate of up to 60% on eligible term loans and up to 64% on eligible equipment finance loans.

The KeyBank Credit Facility includes a three-year revolving period and a two-year amortization period, and it matures on October 27, 2026, unless extended, and is collateralized by all investment assets held by TCF. The KeyBank Credit Agreement contains representations and warranties and affirmative and negative covenants customary for secured financings of this type, including certain financial covenants such as a consolidated tangible net worth requirement and a required asset coverage ratio.

The KeyBank Credit Agreement also contains customary events of defaults (subject to certain grace periods, as applicable), including but not limited to the nonpayment of principal, interest or fees; breach of covenants; inaccuracy of representations or warranties in any material respect; voluntary or involuntary bankruptcy proceedings; and change of control of the borrower without the prior written consent of KeyBank.

During the year ended December 31, 2021, the Company borrowed \$106.0 million and made repayments of \$25.0 million under the KeyBank Credit Facility. The Company incurred approximately \$2.4 million of financing costs in connection with the KeyBank Credit Facility that were capitalized and deferred using the straight-line method over the life of the facility. As of December 31, 2021, unamortized deferred financing costs related to the KeyBank Credit Facility were \$2.3 million, and presented as a direct deduction from the carrying amount of the debt liability on the Consolidated Statements of Assets and Liabilities.

The summary information regarding the KeyBank Credit Facility is as follows (dollars in thousands):

	<u>Year Ended</u> <u>December 31, 2021</u>	<u>Year Ended</u> <u>December 31, 2020</u>
Stated interest expense	\$ 452	\$ n/a
Amortization of deferred financing costs	68	n/a
Total interest and amortization of deferred financing costs	<u>\$ 520</u>	<u>\$ n/a</u>
Weighted average effective interest rate	4.5 %	n/a
Weighted average outstanding balance	\$ 63,864	n/a

2025 Notes

Concurrent with the completion of a private common stock offering, on January 16, 2020, the Company completed the 144A Note Offering of \$105.0 million in aggregate principal amount of the unsecured 2025 Notes in reliance upon the available exemptions from the registration requirements of the Securities Act of 1933, as amended (the “Securities Act”). KBW, as the initial purchaser, exercised in full its option to purchase or place additional Notes and on January 29, 2020 the Company issued and sold an additional \$20.0 million in aggregate principal amount of the 2025 Notes. As a result, the Company issued and sold a total of \$125.0 million in aggregate principal amount of the 2025 Notes pursuant to the 144A Note Offering.

The 2025 Notes were issued pursuant to an Indenture, dated as of January 16, 2020 (the “Base Indenture”), between the Company and U.S. Bank National Association (the successor in interest of which is U.S. Bank Trust Company, National Association), as trustee (the “Trustee”), and a First Supplemental Indenture, dated as of January 16, 2020 (together with the Base Indenture, the “2025 Notes Indenture”), between the Company and the Trustee. The 2025 Notes mature on January 16, 2025 (the “Maturity Date”), unless repurchased or redeemed in accordance with their terms prior to such date. The 2025 Notes are redeemable, in whole or in part, at any time, or from time to time, at the Company’s option, on or after January 16, 2023 at a redemption price equal to 100% of the outstanding principal amount thereof, plus accrued and unpaid interest to, but excluding, the date of redemption. The holders of the 2025 Notes do not have the option to have the notes repaid or repurchased by the Company prior to the Maturity Date.

The 2025 Notes bear interest at a fixed rate of 7.00% per year payable quarterly on March 15, June 15, September 15 and December 15 of each year, commencing on March 15, 2020. The 2025 Notes are direct, general unsecured obligations of the Company and rank pari passu, or equal in right of payment with all of the Company’s existing and future unsecured indebtedness or other obligations that are not so subordinated.

Concurrent with the closing of the 144A Note Offering, on January 16, 2020, the Company entered into a registration rights agreement for the benefit of the purchasers of the 2025 Notes in the 144A Note Offering. Pursuant to the terms of this registration rights agreement, a registration statement on Form N-2 registering the public resale of the 2025 Notes by the electing holders was filed and declared effective.

Aggregate offering costs in connection with the 2025 Notes issuance, including the underwriter’s discount and commissions, were approximately \$5.9 million which were capitalized and deferred using the straight-line method over the life of the notes. As of December 31, 2021 and 2020, unamortized deferred financing costs related to the 2025 Notes were \$3.6 million and \$4.7 million, respectively.

The components of interest expense and related fees for the 2025 Notes are as follows (in thousands):

	Year Ended December 31, 2021	Year Ended December 31, 2020
Stated interest expense	\$ 8,750	\$ 8,385
Amortization of deferred financing costs	1,177	1,078
Total interest and amortization of deferred financing costs	<u>\$ 9,927</u>	<u>\$ 9,463</u>
Weighted average effective interest rate	7.9 %	7.9 %

August 2026 Notes

On August 24, 2021, the Company issued and sold \$125 million in aggregate principal amount of its unsecured August 2026 Notes under its shelf Registration Statement on Form N-2. The August 2026 Notes were issued pursuant to the Base Indenture and a Third Supplemental Indenture, dated as of August 24, 2021 (together with the Base Indenture, the “August 2026 Notes Indenture”), between the Company and the Trustee. The August 2026 Notes mature on August 24, 2026, unless repurchased or redeemed in accordance with their terms prior to such date. The August 2026 Notes are redeemable, in whole or in part, at any time, or from time to time, at the Company’s option, at a redemption price equal to the greater of (1) 100% of the principal amount of the August 2026 Notes to be redeemed or (2) the sum of the present values of the remaining scheduled payments of principal and interest (exclusive of accrued and unpaid interest to the date of redemption) on the August 2026 Notes to be redeemed, discounted to the redemption date on a semi-annual basis (assuming a 360-day year consisting of twelve 30-day months) using the applicable treasury rate plus 50 basis points, plus, in each case, accrued and unpaid interest to the redemption date; provided, however, that if the Company redeems any August 2026 Notes on or after July 24, 2026, the redemption price for the August 2026 Notes will be equal to 100% of the principal amount of the August 2026 Notes to be redeemed, plus accrued and unpaid interest, if any, to, but excluding, the date of redemption. In addition, if a change of control repurchase event (as defined in the August 2026 Notes Indenture) occurs prior to the maturity date of the August 2026 Notes or the Company’s redemption of all outstanding August 2026 Notes, the Company will be required, subject to certain conditions, to make an offer to the holders thereof to repurchase for cash some or all of the August 2026 Notes at a repurchase price equal to 100% of the

principal amount of the August 2026 Notes to be repurchased, plus accrued and unpaid interest, if any, to, but excluding, the date of repurchase.

The August 2026 Notes bear interest at a fixed rate of 4.375% per year payable semiannually on February 15 and August 15 of each year, commencing on February 15, 2022. The August 2026 Notes are direct, general unsecured obligations of the Company and rank pari passu, or equal in right of payment, with all of the Company's existing and future unsecured indebtedness or other obligations that are not so subordinated.

Aggregate offering costs in connection with the August 2026 Notes issuance, including the underwriter's discount and commissions, were approximately \$2.9 million, which were capitalized and deferred. As of December 31, 2021, unamortized deferred financing costs related to the August 2026 Notes were \$2.7 million.

The components of interest expense and related fees for the August 2026 Notes are as follows (in thousands):

	Year Ended December 31, 2021	Year Ended December 31, 2020
Stated interest expense	\$ 1,944	\$ n/a
Amortization of deferred financing costs	192	n/a
Total interest and amortization of deferred financing costs	<u>\$ 2,136</u>	<u>\$ n/a</u>
Weighted average effective interest rate	4.8 %	n/a %

December 2026 Notes

On December 15, 2021, the Company issued and sold \$75 million in aggregate principal amount of its unsecured December 2026 Notes under its shelf Registration Statement on Form N-2. The December 2026 Notes were issued pursuant to the Base Indenture and a Fourth Supplemental Indenture, dated as of December 15, 2021 (together with the Base Indenture, the "December 2026 Notes Indenture"), between the Company and the Trustee. The December 2026 Notes mature on December 15, 2026, unless repurchased or redeemed in accordance with their terms prior to such date. The December 2026 Notes are redeemable, in whole or in part, at any time, or from time to time, at the Company's option, at a redemption price equal to the greater of (1) 100% of the principal amount of the December 2026 Notes to be redeemed or (2) the sum of the present values of the remaining scheduled payments of principal and interest (exclusive of accrued and unpaid interest to the date of redemption) on the December 2026 Notes to be redeemed, discounted to the redemption date on a semi-annual basis (assuming a 360-day year consisting of twelve 30-day months) using the applicable treasury rate plus 50 basis points, plus, in each case, accrued and unpaid interest to the redemption date; provided, however, that if the Company redeems any December 2026 Notes on or after November 15, 2026, the redemption price for the December 2026 Notes will be equal to 100% of the principal amount of the December 2026 Notes to be redeemed, plus accrued and unpaid interest, if any, to, but excluding, the date of redemption. In addition, if a change of control repurchase event (as defined in the December 2026 Notes Indenture) occurs prior to the maturity date of the December 2026 Notes or the Company's redemption of all outstanding December 2026 Notes, the Company will be required, subject to certain conditions, to make an offer to the holders thereof to repurchase for cash some or all of the December 2026 Notes at a repurchase price equal to 100% of the principal amount of the December 2026 Notes to be repurchased, plus accrued and unpaid interest, if any, to, but excluding, the date of repurchase.

The December 2026 Notes bear interest at a fixed rate of 4.25% per year payable semiannually on June 15 and December 15 of each year, commencing on June 15, 2022. The December 2026 Notes are direct, general unsecured obligations of the Company and rank pari passu, or equal in right of payment, with all of the Company's existing and future unsecured indebtedness or other obligations that are not so subordinated.

Aggregate offering costs in connection with the December 2026 Notes issuance, including the underwriter's discount and commissions, were approximately \$1.9 million, which were capitalized and deferred. As of December 31, 2021, unamortized deferred financing costs related to the December 2026 Notes were \$1.8 million.

The components of interest expense and related fees for the December 2026 Notes are as follows (in thousands):

	Year Ended December 31, 2021	Year Ended December 31, 2020
Stated interest expense	\$ 142	\$ n/a
Amortization of deferred financing costs	17	n/a
Total interest and amortization of deferred financing costs	<u>\$ 159</u>	<u>\$ n/a</u>
Weighted average effective interest rate	4.5 %	n/a %

Convertible Notes due 2025

On December 11, 2020, the Company completed a private offering (the “Private Convertible Note Offering”) of \$50 million in aggregate principal amount of its unsecured 6.00% Convertible Notes due 2025 (the “Convertible Notes”) in reliance upon the available exemptions from the registration requirements of the Securities Act. KBW acted as the initial purchaser and placement agent in connection with the Private Convertible Note Offering pursuant to a purchase/placement agreement dated December 4, 2020 by and between the Company and KBW.

The Convertible Notes were issued pursuant to the Base Indenture and a Second Supplemental Indenture, dated as of December 11, 2020 (together with the Base Indenture, the “Convertible Notes Indenture”), between the Company and the Trustee. Concurrent with the closing of the Convertible Note Offering, on December 11, 2020, the Company entered into a registration rights agreement for the benefit of the holders of the Convertible Notes and the shares of common stock issuable upon conversion thereof. Pursuant to the terms of this registration rights agreement, a registration statement on Form N-2 registering the public resale of the Convertible Notes and the share of common issuable upon conversion thereof by the holders was filed and declared effective.

The Convertible Notes bear interest at a fixed rate of 6.00% per year, subject to additional interest upon certain events, payable semiannually in arrears on May 1 and November 1 of each year, beginning on May 1, 2021. If an investment grade rating is not maintained with respect to the Convertible Notes, additional interest of 0.75% per annum will accrue on the Convertible Notes until such time as the Convertible Notes have received an investment grade rating of “BBB-” (or its equivalent) or better. The rating remained at investment grade as of December 31, 2021 and 2020. As of December 31, 2021 and 2020, the effective interest rate of the Convertible Notes was approximately 7.2% and 7.1% annualized, respectively. The Convertible Notes mature on December 11, 2025 (the “Convertible Notes Maturity Date”), unless earlier converted or repurchased in accordance with their terms.

Holders may convert their Convertible Notes, at their option, at any time on or prior to the close of business on the business day immediately preceding the Convertible Notes Maturity Date. The conversion rate was initially 66.6667 shares of the Company’s common stock, per \$1,000 principal amount of the Convertible Notes (equivalent to an initial conversion price of approximately \$15.00 per share of common stock). As a result of certain cash dividends, the conversion rate has changed over time pursuant to the terms of the Convertible Notes Indenture. The most recent change occurred effective immediately after the close of business on December 31, 2021, in which the conversion rate changed to 67.0278 shares of the Company’s common stock, per \$1,000 principal amount of the Convertible Notes (equivalent to a conversion price of approximately \$14.92 per share of common stock). The conversion rate will be subject to adjustment in some events but will not be adjusted for any accrued and unpaid interest. In addition, following certain corporate events, further described in the Convertible Note Indenture, that occur prior to the Convertible Notes Maturity Date, the Company will increase the conversion rate for a holder who elects to convert its Convertible Notes in connection with such a corporate event in certain circumstances. Upon conversion of the Convertible Notes, the Company will pay or deliver, as the case may be, cash, shares of common stock, or a combination of cash and shares of common stock, at the Company’s election, per \$1,000 principal amount of the Convertible Notes, equal to the then existing conversion rate.

At the Company’s option, it may cause holders to convert all or a portion of the then outstanding principal amount of the Convertible Notes plus accrued but unpaid interest, at any time on or prior to the close of business on the business day immediately preceding the Convertible Notes Maturity Date, if the closing sale price of the Company’s common

stock for any 30 consecutive trading days exceeds 120% of the conversion price, as may be adjusted. Upon such conversion, the Company will pay or deliver, as the case may be, cash, shares of common stock, or a combination of cash and shares of common stock, at the Company's election, per \$1,000 principal amount of the Convertible Notes, equal to the then existing conversion rate, and a forced conversion make-whole payment (as defined in the Convertible Notes Indenture), if any, in cash.

The Company may not redeem the Convertible Notes at its option prior to maturity. In addition, if the Company undergoes a fundamental change (as defined in the Convertible Notes Indenture), holders may require the Company to repurchase for cash all or part of such holders' Convertible Notes at a repurchase price equal to 100% of the principal amount of the Convertible Notes to be repurchased, plus accrued and unpaid interest to, but excluding, the fundamental change repurchase date.

The Convertible Notes are direct unsecured obligations of the Company and rank pari passu, or equal, in right of payment with all of the Company's existing and future unsecured indebtedness or other obligations that are not so subordinated, including, without limitation, the 2025 Notes, and senior in right of payment to all of the Company's future indebtedness or other obligations that are expressly subordinated, or junior, in right of payment to the Convertible Notes.

Aggregate offering costs in connection with the Convertible Note Offering, including the initial purchaser and placement agent discount and commissions, were approximately \$1.9 million which were capitalized and deferred. As of December 31, 2021 and 2020, unamortized deferred financing costs related to the Convertible Notes were \$1.5 million and \$1.6 million, respectively.

The Convertible Notes are accounted for in accordance with ASC 470-20 *Debt Instruments with Conversion and Other Options*. In accounting for the Convertible Notes, the Company estimated at the time of issuance that the values of the debt and the embedded conversion feature of the Convertible Notes were approximately 99.1% and 0.9%, respectively. The original issue discount of 0.9%, or approximately \$0.5 million, attributable to the conversion feature of the Convertible Notes was recorded in "capital in excess of par value" in the Consolidated Statements of Assets and Liabilities as of December 31, 2020.

In January 2021, the Company early adopted Accounting Standard Update ("ASU") No. 2020-06, Debt – Debt with Conversion and Other Options ("ASU 2020-06"), under which the accounting for convertible instruments was simplified by removing the separate accounting for embedded conversion features. As such, approximately \$0.5 million was reversed out of net assets and reduced the original issue discount for the Convertible Notes.

The components of the carrying value of the Convertible Notes were as follows (in thousands):

	<u>December 31, 2021</u>	<u>December 31, 2020</u>
Principal amount of debt	\$ 50,000	\$ 50,000
Unamortized debt issuance cost	(1,480)	(1,672)
Original issue discount related to equity component, net of accretion	—	(468)
Original issue discount, net of accretion	(1,035)	(1,308)
Carrying value of Convertible Notes	<u>\$ 47,485</u>	<u>\$ 46,552</u>

The components of interest expense and related fees for the Convertible Notes were as follows (in thousands):

	<u>Year Ended December 31, 2021</u>	<u>Year Ended December 31, 2020</u>
Stated interest expense	\$ 2,992	\$ 175
Amortization of deferred financing costs and original issue discount	627	29
Total interest and amortization of deferred financing costs and original issue discount	<u>\$ 3,619</u>	<u>\$ 204</u>
Weighted average effective interest rate	7.2 %	7.1 %

As of December 31, 2021 and 2020, the Company was in compliance with the terms of the KeyBank Credit Facility, the Credit Suisse Credit Facility, the 2025 Notes Indenture, the August 2026 Notes Indenture, the December 2026 Notes Indenture and the Convertible Notes Indenture.

Note 6. Commitments and Contingencies

Unfunded Commitments

The Company's commitments and contingencies consist primarily of unused commitments to extend credit in the form of loans or equipment financings to the Company's portfolio companies. These unfunded contractual commitments are generally dependent upon the portfolio company reaching certain milestones before the debt commitment becomes available. Furthermore, the Company's credit agreements contain customary lending provisions that allow the Company relief from funding obligations for previously made commitments in instances where the underlying portfolio company experiences materially adverse events that affect the financial condition or business outlook for the Company. Since a portion of these commitments may expire without being withdrawn, unfunded contractual commitments do not necessarily represent future cash requirements. As such, the Company's disclosure of unfunded contractual commitments as of December 31, 2021 and 2020, if any, includes only those commitments which are available at the request of the portfolio company and are unencumbered by milestones or additional lending provisions.

As of December 31, 2021, the Company had no outstanding unfunded commitments. As of December 31, 2020, the Company had an unfunded commitment of approximately \$0.1 million to one portfolio company, Dandelion, Inc. This unfunded commitment was available at the request of such portfolio company and unencumbered by milestones. The fair value of this unfunded commitment was considered to approximate the cost of such commitment as the yield determined at the time of underwriting was expected to be materially consistent with the yield upon funding. The Company will fund its unfunded commitments from the same sources it uses to fund its investment commitments that are funded at the time they are made (which are typically through existing cash and cash equivalents and borrowings under its credit facilities) and maintains adequate liquidity to fund its unfunded commitments through these sources.

In the normal course of business, the Company enters into contracts that provide a variety of representations and warranties, and general indemnifications. Such contracts include those with certain service providers, brokers and trading counterparties. Any exposure to the Company under these arrangements is unknown as it would involve future claims that may be made against the Company; however, based on the Company's experience, the risk of loss is remote and no such claims are expected to occur. As such, the Company has not accrued any liability in connection with such indemnifications.

Leases

FASB ASU 2016 02, Leases (Topic 842) ("ASU 2016 02") requires that a lessee evaluate its leases to determine whether they should be classified as operating or financing leases. The Company identified two significant operating leases for its office space in Chandler, AZ and its new headquarters in Phoenix, AZ. The lease for the Chandler office commenced February 21, 2017 and expires July 31, 2022. The Chandler lease contains a five-year extension option for a final expiration date of July 31, 2027, which the Company will not exercise. The Company also entered into a lease for new office space in downtown Phoenix, Arizona ("PHX"), which commenced on July 10, 2021 and expires on December 31, 2028. The PHX lease contains two five-year extension options for a final expiration date of December 31, 2038.

The total lease expense for the years ended December 31, 2021 and 2020, was approximately \$0.5 million and \$0.2 million, respectively. As of December 31, 2021 and 2020, the right of use asset related to the office operating leases was \$2.5 million and \$0.3 million, respectively, included in other assets, and the lease liability was \$2.7 million and \$0.4 million, respectively, included in other liabilities. As of December 31, 2021, the remaining lease term for the Chandler office was 0.6 years and the discount rate was 3.25%. As of December 31, 2021, the remaining lease term for the Phoenix office was 7 years and the discount rate was 3.75%.

The following table shows future minimum payments under the Company's operating leases as of December 31, 2021 (in thousands):

For the Years Ended December 31,	Total
2022	\$ 484
2023	361
2024	371
2025	380
2026	390
Thereafter	1,229
Total	\$ 3,215

Legal Proceedings

The Company may, from time to time, be involved in litigation arising out of its operations in the normal course of business or otherwise. Furthermore, third parties may try to seek to impose liability on the Company in connection with the activities of its portfolio companies. As of December 31, 2021, there are no material legal matters or material litigation pending of which the Company is aware.

Note 7. Stockholder's Equity

The Company authorized 200,000,000 shares of its common stock with a par value of \$0.001 per share. On September 27, 2019, the Company was initially capitalized with the issuance of 10 shares of its common stock for an aggregate purchase price of \$150 to its sole shareholder.

Private Common Stock Offerings

On January 16, 2020, the Company completed the Private Common Stock Offering in reliance upon the available exemptions from the registration requirements of the Securities Act. As a result, the Company issued and sold a total of 7,000,000 shares of its common stock for aggregate net proceeds of approximately \$105.0 million. The related overallotment option was exercised in full on January 29, 2020, pursuant to which the Company issued and sold an additional 1,333,333 shares of its common stock for gross proceeds of approximately \$20.0 million. As a result, the Company issued and sold a total of 8,333,333 shares of its common stock pursuant to the Private Common Stock Offering for aggregate net proceeds of approximately \$114.4 million, net of offering costs of approximately \$10.6 million.

Concurrent with the closing of the Private Common Stock Offering, on January 16, 2020, the Company entered into a registration rights agreement for the benefit of the purchasers of shares of its common stock in such offering and the Legacy Investors that received shares of its common stock in connection with the Formation Transactions that were not the Company's directors, officers and affiliates. Pursuant to the terms of this registration rights agreement, the Company no longer has any registration obligations with respect to such shares because (i) such shares may be sold by any such stockholder in a single transaction without registration pursuant to Rule 144 under the Securities Act, (ii) the Company has been subject to the reporting requirements of Section 13 or 15(d) of the Securities Exchange Act of 1934, as amended, for a period of at least 90 days and is current in the filing of all such required reports and (iii) such shares have been listed for trading on the Nasdaq Global Select Market.

Formation Transactions

On January 16, 2020, immediately following the initial closings of the Private Offerings, the Company used the proceeds from the Private Offerings to complete the Formation Transactions, pursuant to which the Company acquired the Legacy Funds and Trinity Capital Holdings. In consideration for the Legacy Funds, the Company issued 9,183,185 shares of common stock at \$15.00 per share for a total value of approximately \$137.7 million and paid approximately \$108.7 million in cash to the Legacy Investors. As consideration for all of the equity interests in Trinity Capital

Holdings, the Company issued 533,332 shares of its common stock at \$15.00 per share for a total value of approximately \$8.0 million and paid approximately \$2.0 million in cash.

Initial Public Offering

The Company's common stock began trading on the Nasdaq Global Select Market on January 29, 2021 under the symbol "TRIN." On February 2, 2021, the Company completed its initial public offering of 8,006,291 shares of common stock at a price of \$14.00 per share, inclusive of the underwriters' option to purchase additional shares, which was exercised in full. Proceeds from this offering were primarily used to pay down a portion of our existing indebtedness outstanding under the Credit Suisse Credit Facility.

ATM Program

On November 9, 2021, the Company entered into an open market sale agreement (the "2021 Sales Agreement") with Jefferies LLC, as sales agent and/or principal thereunder, pursuant to which the Company can issue and sell, from time to time, up to \$50 million in aggregate offering price of shares of its common stock by any method permitted by law and deemed to be part of an "at-the-market" offering (as defined in Rule 415 under the Securities Act) (the "ATM Program"). During the year ended December 31, 2021, the Company issued and sold 35,714 shares of its common stock at a weighted-average price of \$16.55 per share and raised \$0.6 million of net proceeds after deducting commissions to the sales agent on shares sold under the ATM Program. As of December 31, 2021, common stock with an aggregate offering price of \$49.4 million remained available for issuance and sale under the ATM Program. The Company did not have the ATM Program prior to November 9, 2021. The Company generally uses net proceeds from the ATM Program to make investments in accordance with its investment objective and investment strategy and for general corporate purposes.

Distribution Reinvestment Plan

The Company's amended and restated distribution reinvestment plan ("DRIP") provides for the reinvestment of distributions in the form of common stock on behalf of its stockholders, unless a stockholder has elected to receive distributions in cash. As a result, if the Company declares a cash distribution, its stockholders who have not "opted out" of the DRIP by the opt out date will have their cash distribution automatically reinvested into additional shares of the Company's common stock. The share requirements of the DRIP may be satisfied through the issuance of common shares or through open market purchases of common shares by the DRIP plan administrator. Newly issued shares will be valued based upon the final closing price of the Company's common stock on the valuation date determined for each distribution by the Board.

The Company's DRIP is administered by its transfer agent on behalf of the Company's record holders and participating brokerage firms. Brokerage firms and other financial intermediaries may decide not to participate in the Company's DRIP but may provide a similar distribution reinvestment plan for their clients. During the year ended December 31, 2021, the Company issued 281,149 shares of common stock for a total of approximately \$4.1 million under the DRIP. During the year ended December 31, 2020, the Company issued 271,414 shares of common stock for a total of approximately \$3.4 million under the DRIP.

Distributions

The following table summarizes the distributions declared and/or paid since inception through December 31, 2021:

Declaration Date	Record Date	Payment Date	Per Share Amount
May 7, 2020	May 29, 2020	June 5, 2020	\$ 0.22
August 10, 2020	August 21, 2020	September 4, 2020	0.27
November 9, 2020	November 20, 2020	December 4, 2020	0.27
December 22, 2020	December 30, 2020	January 15, 2021	0.27
March 23, 2021	March 31, 2021	April 16, 2021	0.28
June 15, 2021	June 30, 2021	July 15, 2021	0.29
September 13, 2021	September 30, 2021	October 15, 2021	0.33
December 16, 2021	December 31, 2021	January 14, 2022	0.36
		Total	\$ 2.29

Note 8. Equity Incentive Plans

2019 Long Term Incentive Plan

The Company's Board adopted and approved the 2019 Trinity Capital Inc. Long Term Incentive Plan (the "2019 Long Term Incentive Plan") on October 17, 2019 and the Company's stockholders approved the 2019 Long Term Incentive Plan on June 17, 2021 at the Company's 2021 Annual Meeting of Stockholders, with the 2019 Long Term Incentive Plan becoming effective on June 17, 2021. Under the 2019 Long Term Incentive Plan, awards of restricted stock, incentive stock options and non-statutory stock options (together with incentive stock options, "Options") may be granted to certain of the Company's executive officers, employee directors and other employees (collectively, the "Employee Participants") in accordance with the SEC exemptive order the Company received on May 27, 2021 (the "SEC Exemptive Order"). While the 2019 Long Term Incentive Plan contemplates grants of restricted stock, restricted stock units, Options, dividend equivalent rights, performance awards and other stock-based awards to the Employee Participants, the Company only sought and received exemptive relief from the SEC pursuant to the SEC Exemptive Order to grant awards of restricted stock and Options. As a result, the Company will only grant awards of such securities under the 2019 Long Term Incentive Plan. The Employee Participants will have the right to receive dividends on such awarded restricted stock, unless and until the restricted stock is forfeited.

Subject to certain adjustments under the 2019 Long Term Incentive Plan, the maximum aggregate number of shares of the Company's common stock authorized for issuance under the 2019 Long Term Incentive Plan is 3,600,000 shares. The 2019 Long Term Incentive Plan is to be administered by the Compensation Committee of the Board (the "Compensation Committee") in accordance with the terms of the 2019 Long Term Incentive Plan. The 2019 Long Term Incentive Plan will terminate on the day prior to the tenth anniversary of the date it was initially adopted by the Board, unless terminated sooner by action of the Board or the Compensation Committee, as applicable.

For additional information regarding the 2019 Long Term Incentive Plan, please refer to the Company's Current Report on Form 8-K filed with the SEC on June 23, 2021, and the Company's definitive proxy statement filed with the SEC on April 28, 2021.

During the year ended December 31, 2021, the Company granted 572,981 shares, net of 8,319 retired shares, of restricted stock of the 3.6 million authorized under the 2019 Long Term Incentive Plan. The Company determined that the fair value of such restricted stock granted during the year ended December 31, 2021 was approximately \$9.6 million and recognized total share-based compensation expense of \$0.9 million for the year. As of December 31, 2020, no restricted stock had been issued under the 2019 Long Term Incentive Plan. As of December 31, 2021 there was approximately \$8.7 million of total unrecognized compensation costs related to non-vested restricted stock awards. These costs are expected to be recognized over a weighted average period of 2.8 years. As of December 31, 2020, there were no unrecognized compensation costs.

2019 Restricted Stock Plan

The Company’s Board adopted and approved the Trinity Capital Inc. 2019 Non-Employee Director Restricted Stock Plan (the “2019 Restricted Stock Plan”) on October 17, 2019 and the Company’s stockholders approved the 2019 Restricted Stock Plan on June 17, 2021 at the Company’s 2021 Annual Meeting of Stockholders. The 2019 Restricted Stock Plan became effective on June 17, 2021 and provides for grants of restricted stock awards (“Non-Employee Director Awards”) to the Company’s non-employee directors (the “Non-Employee Director Participants”), which are directors who are not “interested persons” of the Company (as such term is defined in Section 2(a)(19) of the 1940 Act) in accordance with the SEC Exemptive Order. The Non-Employee Director Participants will have the right to receive dividends on such awarded restricted stock, unless and until the restricted stock is forfeited.

Subject to certain adjustments under the 2019 Restricted Stock Plan, the total number of shares of the Company’s common stock that may be subject to Non-Employee Director Awards is 60,000 shares. The 2019 Restricted Stock Plan is to be administered by the Compensation Committee, subject to the discretion of the Board. The 2019 Restricted Stock Plan will terminate on the day prior to the tenth anniversary of the date it was approved by the Company’s stockholders, unless terminated sooner by action of the Board.

For additional information regarding the 2019 Restricted Stock Plan, please refer to the Company’s Current Report on Form 8-K, filed with the SEC on June 23, 2021, and the Company’s definitive proxy statement filed with the SEC on April 28, 2021.

During the year ended December 31, 2021, the Company granted 12,132 shares of restricted stock under the 2019 Restricted Stock Plan. The Company determined that the fair value of such restricted stock granted during the year ended December 31, 2021, was approximately \$0.2 million and recognized total share-based compensation expense of approximately \$0.2 million for the year. As of December 31, 2020, no restricted stock had been issued under the 2019 Restricted Stock Plan. As of December 31, 2021 there was approximately \$61,000 of total unrecognized compensation costs related to non-vested restricted stock awards. These costs are expected to be recognized over a six-month period. As of December 31, 2020, there were no unrecognized compensation costs.

Note 9. Earnings Per Share

The following table sets forth the computation of the weighted average basic and diluted net increase (decrease) in net assets per share from operations for the years ended December 31, 2021 and 2020 (in thousands except shares and per share information):

	Year Ended December 31, 2021	Year Ended December 31, 2020
Earnings per common share - basic		
Numerator for basic earnings per share	\$ 132,320	\$ (6,112)
Denominator for basic weighted average shares	25,980,797	18,092,494
Earnings per common share - basic	<u>\$ 5.09</u>	<u>\$ (0.34)</u>
Earnings per common share - diluted		
Numerator for increase in net assets per share	\$ 132,320	\$ (6,112)
Adjustment for interest expense and deferred financing costs on Convertible Notes	3,619	— ⁽¹⁾
Numerator for diluted earnings per share	135,939	(6,112)
Denominator for basic weighted average shares	25,980,797	18,092,494
Adjustment for dilutive effect of Convertible Notes	3,339,800	—
Denominator for diluted weighted average shares	<u>29,320,597</u>	<u>18,092,494</u>
Earnings per common share - diluted	<u>\$ 4.64</u>	<u>\$ (0.34)</u>

(1) No adjustments for interest or incremental shares were included for the year ended December 31, 2020 because the effect would be antidilutive.

In certain circumstances, the Convertible Notes will be convertible into cash, shares of the Company's common stock or a combination of cash and shares of the Company's common stock, at the Company's election which can be dilutive to common stockholders. Diluted earnings (loss) available to each share of common stock outstanding during the reporting period included any additional shares of common stock that would be issued if all potentially dilutive securities were exercised. In accordance with ASU 2020-06, the Company is required to disclose diluted EPS using the if-converted method that assumes conversion of convertible securities at the beginning of the reporting period and is intended to show the maximum dilution effect to common stockholders regardless of how the conversion can occur.

For the year ended December 31, 2021, the effect of the Convertible Notes was dilutive and, accordingly, was included in the calculation of diluted earnings per share.

Note 10. Income Taxes

The Company has elected to be treated as, and intends to continue to qualify annually as, a RIC under Subchapter M of the Code for U.S. federal tax purposes. In order to maintain its treatment as a RIC, the Company is generally required to distribute at least annually to its stockholders at least 90% of the sum of its investment company taxable income (which generally includes its net ordinary taxable income and realized net short-term capital gains in excess of realized net long-term capital losses) and its net tax-exempt income (if any). The Company generally will not pay corporate-level income tax on these distributed amounts, but will pay corporate-level income tax on any retained amounts.

The amount of taxable income to be paid out as a distribution is determined by the Board each quarter and is generally based upon the annual earnings estimated by management of the Company. Net capital gains, if any, are distributed at least annually, although the Company may decide to retain all or some of those capital gains for investment and pay corporate-level income taxes on those retained amounts. If the Company chooses to do so, this generally would increase expenses and reduce the amount available to be distributed to stockholders. In the event the Company's taxable income (including any net capital gains) for a fiscal year fall below the amount of distributions declared and paid with respect to that year, however, a portion of the total amount of those distributions may be deemed a return of capital for tax purposes to the Company's stockholders.

Because federal income tax regulations differ from accounting principles generally accepted in the United States, distributions in accordance with tax regulations may differ from net investment income and realized gains recognized for financial reporting purposes. Differences may be permanent or temporary in nature. Permanent differences are reclassified among capital accounts in the financial statements to reflect their appropriate tax character. Temporary differences arise when certain items of income, expense, gain or loss are recognized at some time in the future. Also, recent tax legislation requires that income be recognized for tax purposes no later than when recognized for financial reporting purposes.

The following table sets for the amounts the Company reclassified for book purposes arising from permanent book to tax differences primarily related to nondeductible expenses for income tax purposes (in thousands):

	Year Ended December 31, 2021	Year Ended December 31, 2020
Additional paid-in capital	\$ (4,053)	\$ (738)
Distributable earnings/(accumulated loss)	4,053	738

For income tax purposes distributions paid to shareholders are reported as ordinary income, return of capital, long-term capital gains, or a combination thereof. The tax character of distributions paid for the years ended December 31, 2021 was ordinary income with no distributions made from long-term capital gain.

As of December 31, 2021, the components of distributable earnings on a tax basis detailed below differ from the amounts reflected in the Company's Consolidated Statements of Assets and Liabilities by temporary book or tax differences primarily arising from the tax treatment of costs related to the issuance of stock-based compensation and certain loan modifications as well as ongoing differences related to the treatment of the acquisition of Trinity Capital Holdings and the Legacy Funds. As of December 31, 2021, the components of distributable earnings on a tax basis

detailed above differ from the amounts reflected in the Company’s Consolidated Statements of Assets and Liabilities by temporary book or tax differences primarily arising from the treatment of costs related to the acquisition of Trinity Capital Holdings and the Legacy Funds and deferral of organizational cost.

	Year Ended December 31, 2021	Year Ended December 31, 2020
Accumulated capital gains/(losses)	\$ -	\$ (7,077)
Other temporary differences	(13,411)	(14,200)
Undistributed ordinary income	3,235	1,607
Undistributed long-term capital gains	17,263	-
Unrealized appreciation/(depreciation)	70,810	(4,966)
Components of distributable earnings	<u>\$ 77,897</u>	<u>\$ (24,636)</u>

The following table sets forth the tax cost basis and the estimated aggregate gross unrealized appreciation and depreciation from investments for federal income tax purposes (in thousands):

	Year Ended December 31, 2021	Year Ended December 31, 2020
Tax Cost of Investments ⁽¹⁾	<u>\$ 849,402</u>	<u>\$ 559,437</u>
	December 31, 2021	December 31, 2020
Unrealized appreciation	\$ 97,569	\$ 14,879
Unrealized depreciation	(26,759)	(19,845)
Net unrealized appreciation/(depreciation) from investments	<u>\$ 70,810</u>	<u>\$ (4,966)</u>

(1) Includes the cost of short-term investments, including cash and cash equivalents.

In order for the Company not to be subject to federal excise taxes, it must distribute annually an amount at least equal to the sum of (i) 98% of its ordinary income (taking into account certain deferrals and elections), (ii) 98.2% of its net capital gains from the current year and (iii) any undistributed ordinary income and net capital gains from preceding year on which it paid corporate-level U.S. federal income tax. The Company, at its discretion, may carry forward taxable income in excess of calendar year distributions and pay a 4% excise tax on this income. If the Company chooses to do so, this generally would increase expenses and reduce the amount available to be distributed to stockholders. The Company will accrue excise tax on estimated undistributed taxable income as required on an annual basis. For the years ended December 31, 2021 and 2020, the Company recorded an expense for excise tax of approximately \$0.3 million and \$0.1 million, respectively.

The Company evaluates tax positions taken in the course of preparing the Company’s tax returns to determine whether the tax positions are “more-likely-than-not” to be sustained by the applicable tax authority in accordance with ASC Topic 740, *Income Taxes* (“ASC 740”), as modified by ASC 946. Tax benefits of positions not deemed to meet the more-likely-than-not threshold, or uncertain tax positions, would be recorded as tax expense in the current year. It is the Company’s policy to recognize accrued interest and penalties related to uncertain tax benefits in income tax expense.

Based on the analysis of the Company’s tax position, the Company has no uncertain tax positions that met the recognition or measurement criteria as of December 31, 2021. The Company does not anticipate any significant increase or decrease in unrecognized tax benefits for the next twelve months. All of the Company’s tax returns remain subject to examination by U.S. federal and state tax authorities.

Note 11. Financial Highlights

We were formed on August 12, 2019 and commenced operations on January 16, 2020. Prior to January 16, 2020, we had no operations, except for matters relating to our formation and organization as a BDC. As a result, there are no significant financial results for the year ended December 31, 2019 for comparative purposes. The following presents financial highlights for the years ended December 31, 2021 and 2020 (in thousands except share and per share information):

	<u>Year Ended December 31, 2021</u>	<u>Year Ended December 31, 2020</u>
Per Share Data: ⁽¹⁾		
Net asset value, beginning of period	\$ 13.03	\$ 14.97 ⁽²⁾
Net investment income	1.50	1.29 ⁽³⁾
Net realized and unrealized gains/(losses) on investments ⁽⁴⁾	3.59	(0.81)
Costs related to acquisition of Trinity Capital Holdings and Legacy Funds	—	(0.82)
Net increase/(decrease) in net assets resulting from operations	5.09	(0.34)
Offering costs	(0.29)	(0.58)
Effect of shares issued ⁽⁵⁾	(0.15)	(0.02)
Equity component of convertible notes	(0.02)	0.03
Distributions ⁽⁶⁾	(1.26)	(1.03)
Total increase/(decrease) in net assets	3.37	(1.94)
Net asset value, end of period	\$ 16.40	\$ 13.03
Shares outstanding, end of period	27,229,541	18,321,274
Weighted average shares outstanding	25,980,797	18,092,494 ⁽³⁾
Total return based on net asset value ⁽⁷⁾	35.5 %	(6.1)% ⁽⁸⁾ ⁽⁹⁾
Total return based on market value ⁽¹⁰⁾	33.2 %	n/a
Ratio/Supplemental Data:		
Per share market value at end of period	\$ 17.58	n/a
Net assets, end of period*	\$ 446,533	\$ 238,748
Ratio of total expenses to average net assets	11.6 %	14.3 % ⁽¹¹⁾
Ratio of net investment income to average net assets	10.5 %	10.5 % ⁽¹¹⁾
Ratio of interest and credit facility expenses to average net assets	5.5 %	7.6 % ⁽¹¹⁾
Portfolio turnover rate ⁽¹²⁾	47.9 %	36.5 % ⁽⁸⁾
Asset coverage ratio ⁽¹³⁾	195.8 %	177.0 %

* Rounded to the nearest thousand

- (1) Based on actual number of shares outstanding at the end of the corresponding period or the weighted average shares outstanding for the period, unless otherwise noted, as appropriate.
- (2) The net asset value as of January 16, 2020 (commencement of operations) is calculated based on the initial common stock purchase price of \$15.00 per share less the accumulated loss of \$0.03 per share from August 12, 2019 (the date of inception) through December 31, 2019.
- (3) Calculated based upon weighted average shares outstanding for the period from January 16, 2020 (commencement of operations) through December 31, 2020.

- (4) Net realized and unrealized gains/(losses) on investments include rounding adjustments to reconcile the change in net asset value per share.
- (5) Includes the impact of the different share amounts as a result of calculating certain per share data based on the weighted-average basic shares outstanding during the period and certain per share data based on the shares outstanding as of a period end or transaction date. Also includes the impact of the issuance of shares related to the equity incentive plans. Refer to “Note 8 – Equity Incentive Plans” for further details.
- (6) The per share data reflects the actual amount of distributions declared per share for the applicable period.
- (7) Total return based on net asset value is calculated as the change in net asset value per share during the period plus declared distributions per share during the period, divided by the beginning net asset value per share.
- (8) Not annualized.
- (9) Total return excluding costs related to acquisition of Trinity Capital Holdings and the Legacy Funds would have been (0.6%) for the year ended December 31, 2020.
- (10) Total return based on market value is calculated as the change in market value per share during the period, taking into account dividends. The beginning market value per share is based on the market price of \$14.00 per share on January 29, 2021, the date of the Company’s listing on the Nasdaq Global Select Market, and not annualized.
- (11) Annualized.
- (12) Portfolio turnover rate is calculated using the lesser of year-to-date cash sales/repayments or year-to-date cash purchases over the average of the total investments at fair value.
- (13) Based on outstanding debt of \$466.0 million and \$310.0 million as of December 31, 2021 and 2020, respectively.

Senior Securities

Information about the Company's senior securities (including debt securities and other indebtedness) is shown in the following table as of December 31, 2021 and 2020. No senior securities were outstanding as of December 31, 2019.

Class and Period	Total Amount Outstanding Exclusive of Treasury Securities ⁽¹⁾	Asset Coverage per Unit ⁽²⁾	Involuntary Liquidating Preference per Unit ⁽³⁾	Average Market Value per Unit ⁽⁴⁾
Credit Suisse Credit Facility				
December 31, 2021 ⁽⁵⁾	\$ 10,000	1,958	-	-
December 31, 2020	135,000	1,770	-	-
December 31, 2019	-	-	-	-
KeyBank Credit Facility				
December 31, 2021	\$ 81,000	1,958	-	-
December 31, 2020	-	-	-	-
December 31, 2019	-	-	-	-
2025 Notes				
December 31, 2021	\$ 125,000	1,958	-	-
December 31, 2020	125,000	1,770	-	-
December 31, 2019	-	-	-	-
Convertible Notes				
December 31, 2021	\$ 50,000	1,958	-	-
December 31, 2020	50,000	1,770	-	-
December 31, 2019	-	-	-	-
August 2026 Notes				
December 31, 2021	\$ 125,000	1,958	-	-
December 31, 2020	-	-	-	-
December 31, 2019	-	-	-	-
December 2026 Notes				
December 31, 2021	\$ 75,000	1,958	-	-
December 31, 2020	-	-	-	-
December 31, 2019	-	-	-	-
Total				
December 31, 2021	\$ 466,000	1,958	-	-
December 31, 2020	310,000	1,770	-	-
December 31, 2019	-	-	-	-

(1) Total amount of each class of senior securities outstanding at the end of the period presented.

(2) Asset coverage per unit is the ratio of the carrying value of total assets, less all liabilities excluding indebtedness represented by senior securities in this table to the aggregate amount of senior securities representing indebtedness. Asset coverage per unit is expressed in terms of dollar amounts per \$1,000 of indebtedness and is calculated on a consolidated basis.

- (3) The amount to which such class of senior security would be entitled upon the Company's involuntary liquidation in preference to any security junior to it. The "—" in this column indicates information that the SEC expressly does not require to be disclosed for certain types of senior securities.
- (4) Not applicable because the senior securities are not registered for public trading on a securities exchange.
- (5) The Credit Suisse Credit Facility matured on January 8, 2022. See "Note 14. Subsequent Events" for additional information regarding the Credit Suisse Credit Facility.

Note 12. Related Party Transactions

Through the Formation Transactions, the Company acquired 100% of the equity interests of Trinity Capital Holdings and the Legacy Funds were merged with and into the Company. Members of the Company's management, including Steven L. Brown, Kyle Brown, Gerald Harder and Ron Kundich, owned 100% of the equity interests in Trinity Capital Holdings and controlling interests in the general partners/managers of the Legacy Funds.

As a result of the Formation Transactions during the year ended December 31, 2020, Messrs. S. Brown, K. Brown, Harder and Kundich collectively received (i) 533,332 shares of the Company's common stock valued at approximately \$8.0 million and approximately \$2.0 million in cash in exchange for their equity interests in Trinity Capital Holdings, and (ii) 377,441 shares of the Company's common stock valued at approximately \$5.7 million for their limited partner and general partner interests in the Legacy Funds.

During the years ended December 31, 2021 and 2020, certain related parties received distributions from the Company relating to their shares held. Refer to "Note 7 – Stockholder's Equity" for further details on the Company's Distribution Reinvestment Plan and the distributions declared. Additionally, during the Company's IPO certain related parties purchased additional shares of the Company's common stock. These acquisitions were made at the IPO price of \$14.00 per share. During the year ended December 31, 2021, the Company's directors and executive officers and certain employees received restricted stock awards under the 2019 Long Term Incentive Plan and the 2019 Restricted Stock Plan. No restricted stock awards were granted or outstanding under such plans during the year ended December 31, 2020. Refer to "Note 8 – Equity Incentive Plans" for further details on the Company's share-based compensation plans.

The Company has entered into indemnification agreements with its directors and executive officers. The indemnification agreements are intended to provide the Company's directors and executive officers the maximum indemnification permitted under Maryland law and the 1940 Act. Each indemnification agreement provides that the Company shall indemnify the director or executive officer who is a party to the agreement, or an "Indemnitee," including the advancement of legal expenses, if, by reason of his or her corporate status, the Indemnitee is, or is threatened to be, made a party to or a witness in any threatened, pending, or completed proceeding, to the maximum extent permitted by Maryland law and the 1940 Act.

The Company and its executives and directors are covered by Directors and Officers Insurance, with the directors and officers being indemnified by us to the maximum extent permitted by Maryland law subject to the restrictions of the 1940 Act.

Note 13. Recent Accounting Pronouncements

In March 2020, the FASB issued ASU 2020-04, "*Reference rate reform (Topic 848) - Facilitation of the effects of reference rate reform on financial reporting*" and in January 2021, the FASB issued ASU 2021-01, "*Reference rate reform (Topic 848)*." The amendments in these updates provide optional expedients and exceptions for applying U.S. GAAP to certain contracts and hedging relationships that reference LIBOR or another reference rate expected to be discontinued due to reference rate reform and became effective upon issuance for all entities. ASU 2020-04 and ASU 2021-01 are elective and are effective on March 12, 2020 through December 31, 2022. The Company does not plan on adopting, as it expects that the adoption of the guidance will not have a material impact on its consolidated financial statements.

Rule 2a-5 under the 1940 Act was recently adopted by the SEC and establishes requirements for determining fair value in good faith for purposes of the 1940 Act. The Company is evaluating the impact of adopting Rule 2a-5 and intends to comply with the new rule's requirements on or before the compliance date in September 2022.

Note 14. Subsequent Events

The Company's management evaluated subsequent events through the date of issuance of the consolidated financial statements included herein. Other than the items below, there have been no subsequent events that occurred during such period that would require recognition or disclosure.

Credit Suisse Credit Facility Maturity

On January 8, 2022, the Credit Suisse Credit Facility matured in accordance with its terms, and all outstanding indebtedness thereunder was repaid. Additionally, in conjunction with the maturity of the Credit Suisse Credit Facility, the restrictions on our cash thereunder expired.

Equity Position Liquidations

In January 2022, the Company disposed of 1,867,973 shares of common stock in Lucid Group, Inc. (Nasdaq: LCID) ("Lucid") and 571,941 shares of common stock in Matterport Inc. (Nasdaq: MTTR) ("Matterport"), which had a combined investment cost of approximately \$9.0 million. The Company received approximately \$59.8 million in aggregate net proceeds and expects to recognize an aggregate net realized gain of approximately \$50.8 million in the quarter ending March 31, 2022 from the sale of its equity investments in Lucid and Matterport. These sales liquidated the Company's position in both investments.

Item 9. Changes in and Disagreements with Accountants on Accounting and Financial Disclosure

None.

Item 9A. Controls and Procedures

Evaluation of Disclosure Controls and Procedures

In accordance with Rules 13a-15(b) and 15d-15(b) under the Exchange Act, we, under the supervision and with the participation of our Chief Executive Officer and Chief Financial Officer, carried out an evaluation of the effectiveness of our disclosure controls and procedures (as defined in Rule 13a-15(e) and Rule 15d-15(e) under the Exchange Act) as of the end of the period covered by this annual report on Form 10-K and determined that our disclosure controls and procedures are effective as of the end of the period covered by this annual report on Form 10-K.

Management's Report on Internal Control Over Financial Reporting

Our management is responsible for establishing and maintaining adequate internal control over financial reporting (as defined in Rules 13a-15(f) and 15d-15(f) of the Exchange Act). Under the supervision and with the participation of management, including the Chief Executive Officer and Chief Financial Officer, we conducted an evaluation of the effectiveness of our internal control over financial reporting based on the criteria established in Internal Control—Integrated Framework (2013) issued by the Committee of Sponsoring Organizations of the Treadway Commission (2013 COSO Framework). Based on our evaluation under the framework in Internal Control—Integrated Framework, management concluded that our internal control over financial reporting was effective as of December 31, 2021.

Because of its inherent limitations, internal control over financial reporting may not prevent or detect misstatements. Also, projections of any evaluation of effectiveness to future periods are subject to the risk that controls may become inadequate because of changes in conditions, or that the degree of compliance with the policies or procedures may deteriorate.

This annual report on Form 10-K does not include an attestation report of the company's registered public accounting firm pursuant to the rules of the Securities and Exchange Commission.

Changes in Internal Control Over Financial Reporting

There have been no changes in our internal control over financial reporting (as defined in Rules 13a-15(f) and 15d-15(f) under the Exchange Act) that occurred during the year ended December 31, 2021 that have materially affected, or are reasonably likely to materially affect, our internal control over financial reporting.

Item 9B. Other Information

Fees and Expenses

The following table is intended to assist you in understanding the various costs and expenses that an investor in our common stock will bear directly or indirectly. However, we caution you that some of the percentages indicated in the table below are estimates and may vary. The footnotes to the fee table state which items are estimates. The following table should not be considered a representation of our future expenses; actual expenses may be greater or less than shown. Except where the context suggests otherwise, whenever this annual report on Form 10-K contains a reference to fees or expenses paid by "you," "us" or "the Company" or that "we" will pay fees or expenses, stockholders will indirectly bear such fees or expenses as investors in Trinity Capital Inc.

Stockholder transaction expenses:

Sales load (as a percentage of offering price)	- (1)
Offering expenses (as a percentage of offering price)	- (2)
Distribution reinvestment plan expenses	\$ 15.00 (3)
Total stockholder transaction expenses (as a percentage of offering price)	-
Annual expenses (as a percentage of net assets attributable to common stock):	
Operating expenses	4.98 % (4)
Interest payments on borrowed funds	5.98 % (5)
Total annual expenses	10.96 % (6)

- (1) In the event that the securities are sold to or through underwriters, a related prospectus will disclose the applicable sales load (underwriting discount or commission).
- (2) A related prospectus will disclose the estimated amount of offering expenses, the offering price and the estimated amount of offering expenses borne by the Company as a percentage of the offering price.
- (3) The expenses of our distribution reinvestment plan are included in "Operating expenses." The plan administrator's fees will be paid by us. There will be no brokerage charges or other charges to stockholders who participate in our distribution reinvestment plan except that, if a participant elects by written notice to the plan administrator prior to termination of the participant's account to have the plan administrator sell part or all of the shares held by the plan administrator in the participant's account and remit the proceeds to the participant, the plan administrator is authorized to deduct a \$15.00 transaction fee plus a \$0.12 per share brokerage commission from the proceeds.
- (4) Operating expenses represent the annual operating expenses of the Company and its consolidated subsidiaries for the year ended December 31, 2021. We do not have an investment adviser and are internally managed by our executive officers under the supervision of the Board. As a result, we do not pay investment advisory fees, but instead we pay the operating costs associated with employing investment management professionals including, without limitation, compensation expenses related to salaries, discretionary bonuses and grants of options and restricted stock, if any.

Operating expenses include the fees and expenses incident to (i) our amended and restated registration rights agreement, dated December 15, 2020, related to certain shares of our common stock (the "Common Stock

Registration Rights Agreement”), (ii) our registration rights agreement, dated January 16, 2020, related to the 2025 Notes (the “2025 Notes Registration Rights Agreement”), including the 2025 Notes registered for resale pursuant to such agreement, and (iii) our registration rights agreement, dated December 11, 2020, related to the Convertible Notes and the shares of our common stock issuable upon the conversion of the Convertible Notes (the “Convertible Notes Registration Rights Agreement”), including such securities registered for resale pursuant to such agreement. With respect to our obligations under such agreements, we estimate that we will incur an aggregate of approximately \$450,000 of such fees and expenses.

- (5) Interest payments on borrowed funds represents our interest expense incurred for the year ended December 31, 2021 based on current borrowings outstanding under the KeyBank Credit Facility, the 2025 Notes, the Convertible Notes, the August 2026 Notes, and the December 2026 Notes as of December 31, 2021. See “Item 7. Management’s Discussion and Analysis of Financial Condition and Results of Operations – Recent Developments” for additional information regarding the Credit Suisse Credit Facility. The weighted average interest rate on our total debt outstanding as of December 31, 2021 was 7.1%. We may borrow additional funds from time to time to make investments to the extent we determine that the economic situation is conducive to doing so. We may also issue additional debt securities or preferred stock, subject to our compliance with applicable requirements under the 1940 Act.
- (6) The holders of shares of our common stock indirectly bear the cost associated with our annual expenses.

The following example demonstrates the projected dollar amount of total cumulative expenses over various periods with respect to a hypothetical investment in our common stock. In calculating the following expense amounts, we have assumed we would have no additional leverage and that our annual operating expenses would remain at the levels set forth in the table above. The stockholder transaction expenses described above are included in the following example.

	1 year	3 years	5 years	10 years
You would pay the following expenses on a \$1,000 investment, assuming a 5% annual return from realized capital gains	\$ 124	\$ 314	\$ 483	\$ 823

The foregoing table is to assist you in understanding the various costs and expenses that an investor in our common stock will bear directly or indirectly. While the example assumes, as required by the SEC, a 5% annual return, our performance will vary and may result in a return greater or less than 5%. In addition, while the example assumes reinvestment of all dividends and distributions at net asset value, if our Board authorizes and we declare a cash dividend, participants in our distribution reinvestment plan who have not otherwise elected to receive cash will receive a number of shares of our common stock, determined by dividing the total dollar amount of the dividend payable to a participant by the market price per share of our common stock at the close of trading on the valuation date for the dividend.

This example and the expenses in the table above should not be considered a representation of our future expenses, and actual expenses (including the cost of debt, if any, and other expenses) may be greater or less than those shown.

Item 9C. Disclosure Regarding Foreign Jurisdictions that Prevent Inspections.

Not applicable.

PART III

Item 10. Directors, Executive Officers and Corporate Governance

The information required by Item 10 is hereby incorporated by reference from our definitive Proxy Statement relating to our 2022 Annual Meeting of Stockholders, to be filed with the Securities and Exchange Commission within 120 days following the end of our fiscal year.

The Company has adopted a code of business conduct and ethics that applies to directors, officers and employees. The code of business conduct and ethics is available on the Company's website at www.ir.trinitycap.com/governance/governance-documents. The Company will report any amendments to or waivers of a required provision of the code of business conduct and ethics on the Company's website or in a Current Report on Form 8-K.

Item 11. Executive Compensation

The information required by Item 11 is hereby incorporated by reference from our definitive Proxy Statement relating to our 2022 Annual Meeting of Stockholders, to be filed with the Securities and Exchange Commission within 120 days following the end of our fiscal year.

Item 12. Security Ownership of Certain Beneficial Owners and Management and Related Stockholder Matters

The information required by Item 12 is hereby incorporated by reference from our definitive Proxy Statement relating to our 2022 Annual Meeting of Stockholders, to be filed with the Securities and Exchange Commission within 120 days following the end of our fiscal year.

Item 13. Certain Relationships and Related Transactions and Director Independence

The information required by Item 13 is hereby incorporated by reference from our definitive Proxy Statement relating to our 2022 Annual Meeting of Stockholders, to be filed with the Securities and Exchange Commission within 120 days following the end of our fiscal year.

Item 14. Principal Accountant Fees and Services

The information required by Item 14 is hereby incorporated by reference from our definitive Proxy Statement relating to our 2022 Annual Meeting of Stockholders, to be filed with the Securities and Exchange Commission within 120 days following the end of our fiscal year.

PART IV

Item 15. Exhibits and Financial Statement Schedules

The following financial statements of the “Company” are filed herewith:

Report of Independent Registered Public Accounting Firm	94
Consolidated Statements of Assets and Liabilities as of December 31, 2021 and 2020	90
Consolidated Statements of Operations for the Years Ended December 31, 2021 and 2020 and the period August 12, 2019 (date of inception) to December 31, 2019	91
Consolidated Statements of Changes in Net Assets for the Years Ended December 31, 2021 and 2020 and the period August 12, 2019 (date of inception) to December 31, 2019	92
Consolidated Statements of Cash Flows for the Years Ended December 31, 2021 and 2020 and the period August 12, 2019 (date of inception) to December 31, 2019	98
Consolidated Schedule of Investments as of December 31, 2021	100
Consolidated Schedule of Investments as of December 31, 2020	113
Notes to Consolidated Financial Statements	127

The following exhibits are filed as part of this annual report on Form 10-K or hereby incorporated by reference to exhibits previously filed with the SEC:

Exhibit Number	Description of Exhibits
3.1	Articles of Amendment and Restatement (incorporated by reference to Exhibit 3.1 to the Company’s Registration Statement on Form 10 filed on January 16, 2020).
3.2	Bylaws (incorporated by reference to Exhibit 3.2 to the Company’s Registration Statement on Form 10 filed on January 16, 2020).
4.1	Amended and Restated Registration Rights Agreement, dated December 15, 2020 (Common Stock) (incorporated by reference to Exhibit 10.1 to the Company’s Current Report on Form 8-K, filed December 16, 2020).
4.2	Registration Rights Agreement, dated January 16, 2020 (Notes) (incorporated by reference to Exhibit 4.2 to the Company’s Registration Statement on Form 10 filed on January 16, 2020).
4.3	Registration Rights Agreement, dated December 11, 2020 (Convertible Notes) (incorporated by reference to Exhibit 10.1 to the Company’s Current Report on Form 8-K, filed on December 14, 2020).
4.4	Indenture, dated January 16, 2020, by and between Trinity Capital Inc. and U.S. Bank National Association, as trustee (incorporated by reference to Exhibit 4.3 to the Company’s Registration Statement on Form 10 filed on January 16, 2020).
4.5	First Supplemental Indenture, dated January 16, 2020, relating to the 7.00% Notes due 2025, by and between Trinity Capital Inc. and U.S. Bank National Association, as trustee (incorporated by reference to Exhibit 4.4 to the Company’s Registration Statement on Form 10 filed on January 16, 2020).
4.6	Form of 7.00% Note due 2025 (included as part of and incorporated by reference to Exhibit 4.5 hereto).
4.7	Second Supplemental Indenture, dated December 11, 2020 relating to the 6.00% Convertible Notes due 2025, between Trinity Capital Inc. and U.S. Bank National Association, as trustee (incorporated by reference to Exhibit 4.1 to the Company’s Current Report on Form 8-K, filed on December 14, 2020).
4.8	Form of 6.00% Convertible Notes due 2025 (included as a part of and incorporated by reference to Exhibit 4.7 hereto).

Table of Contents

- 4.9 [Third Supplemental Indenture, dated August 24, 2021, relating to the 4.375% Note due 2026, by and between Trinity Capital Inc. and U.S. Bank National Association, as trustee \(incorporated by reference to Exhibit 4.2 to the Company's Current Report on Form 8-K, filed on August 24, 2021\).](#)
- 4.10 [Form of 4.375% Notes due 2026 \(included as part of and incorporated by reference to Exhibit 4.9 hereto\).](#)
- 4.11 [Fourth Supplemental Indenture, dated December 15, 2021, relating to the 4.25% Note due 2026, by and between Trinity Capital Inc. and U.S. Bank National Association, as trustee \(incorporated by reference to Exhibit 4.2 to the Company's Current Report on Form 8-K, filed on December 15, 2021\).](#)
- 4.12 [Form of 4.25% Notes due 2026 \(included as part of and incorporated by reference to Exhibit 4.11 hereto\).](#)
- 4.13* [Description of Registrant's Securities.](#)
- 10.1 [Amended and Restated Distribution Reinvestment Plan \(incorporated by reference to Exhibit 10.1 to the Company's Current Report on Form 8-K filed on March 29, 2021\).](#)
- 10.2 [Custody and Account Agreement, dated January 8, 2020, by and between the Company and Wells Fargo Bank, National Association \(incorporated by reference to Exhibit 10.14 to the Company's Registration Statement on Form 10 filed on January 16, 2020\).](#)
- 10.3 [Credit Agreement, dated January 8, 2020, with Credit Suisse AG \(incorporated by reference to Exhibit 10.1 to the Company's Registration Statement on Form 10 filed on January 16, 2020\).](#)
- 10.4 [First Amendment to Credit Agreement, dated March 31, 2020, with Credit Suisse AG \(incorporated by reference to Exhibit \(k\)\(2\) to the Company's Registration Statement on Form N-2 \(File No. 333-248850\) filed on September 16, 2020\).](#)
- 10.5 [Second Amendment to Credit Agreement, dated September 29, 2020, with Credit Suisse AG \(incorporated by reference to Exhibit \(k\)\(3\) to Pre-Effective Amendment No. 1 to the Company's Registration Statement on Form N-2 \(File No. 333-248850\) filed on October 19, 2020\).](#)
- 10.6 [Sale and Contribution Agreement, dated January 8, 2020 \(incorporated by reference to Exhibit 10.2 to the Company's Registration Statement on Form 10 filed on January 16, 2020\).](#)
- 10.7 [Security Agreement, dated January 8, 2020 \(incorporated by reference to Exhibit 10.3 to the Company's Registration Statement on Form 10 filed on January 16, 2020\).](#)
- 10.8 [Servicing Agreement, dated January 8, 2020 \(incorporated by reference to Exhibit 10.4 to the Company's Registration Statement on Form 10 filed on January 16, 2020\).](#)
- 10.9 [Custodial Agreement, dated January 8, 2020 \(incorporated by reference to Exhibit 10.5 to the Company's Registration Statement on Form 10 filed on January 16, 2020\).](#)
- 10.10 [Credit Agreement, dated as of October 27, 2021, relating to the KeyBank Credit Facility, by and among Trinity Capital Inc., as servicer, TrinCap Funding, LLC, as borrower, KeyBank National Association, as administrative agent and syndication agent, Wells Fargo, National Association, as collateral custodian and paying agent, and the lenders party thereto \(incorporated by reference to Exhibit 10.1 to the Company's Current Report on Form 8-K filed on November 1, 2021\).](#)
- 10.11 [First Amendment to Credit Agreement, dated as of December 22, 2021, relating to the KeyBank Credit Facility, by and among Trinity Capital Inc., as servicer, TrinCap Funding, LLC, as borrower, KeyBank National Association, as administrative agent and syndication agent, Wells Fargo, National Association, as collateral custodian and paying agent, and the lenders party thereto \(incorporated by reference to Exhibit \(k\) \(9\) to the Company's Registration Statement on Form N-2 \(File No. 333-261782\) filed on January 26, 2022\).](#)
- 10.12 [Sale and Contribution Agreement, dated as of October 27, 2021, between the Company and TrinCap Funding, LLC \(incorporated by reference to Exhibit 10.2 to the Company's Current Report on Form 8-K filed on November 1, 2021\).](#)
- 10.13# [Employment Offer Letter, dated January 16, 2020, by and between the Company and Steven L. Brown \(incorporated by reference to Exhibit 10.6 to the Company's Registration Statement on Form 10 filed on January 16, 2020\).](#)
- 10.14# [Employment Offer Letter, dated January 16, 2020, by and between the Company and Kyle Brown \(incorporated by reference to Exhibit 10.7 to the Company's Registration Statement on Form 10 filed on January 16, 2020\).](#)

[Table of Contents](#)

- 10.15# [Employment Offer Letter, dated January 16, 2020, by and between the Company and Gerald Harder \(incorporated by reference to Exhibit 10.8 to the Company's Registration Statement on Form 10 filed on January 16, 2020\).](#)
- 10.16# [2019 Trinity Capital Inc. Long-Term Incentive Plan \(incorporated by reference to Exhibit 10.1 to the Company's Current Report on Form 8-K filed on June 23, 2021\).](#)
- 10.17# [Form of Restricted Stock Agreement \(2019 Trinity Capital Inc. Long Term Incentive Plan\) \(incorporated by reference to Exhibit 4.4 to the Company's Registration Statement on Form S-8 filed on September 14, 2021\).](#)
- 10.18# [Trinity Capital Inc. 2019 Non-Employee Director Restricted Stock Plan \(incorporated by reference to Exhibit 10.2 to the Company's Current Report on Form 8-K filed on June 23, 2021\).](#)
- 10.19# [Form of Restricted Stock Agreement \(Trinity Capital Inc. 2019 Non-Employee Director Restricted Stock Plan\) \(incorporated by reference to Exhibit 4.6 to the Company's Registration Statement on Form S-8 filed on September 14, 2021\).](#)
- 10.20 [Form of Indemnification Agreement \(Directors\) \(incorporated by reference to Exhibit 10.12 to the Company's Registration Statement on Form 10 filed on January 16, 2020\).](#)
- 10.21 [Form of Indemnification Agreement \(Officers\) \(incorporated by reference to Exhibit 10.13 to the Company's Registration Statement on Form 10 filed on January 16, 2020\).](#)
- 10.22 [Transfer Agency Agreement and Registrar Services Agreement, dated November 1, 2019, by and between the Company and American Stock Transfer & Trust Company, LLC \(incorporated by reference to exhibit 10.15 to the Company's Registration Statement on Form 10 filed on January 16, 2020\).](#)
- 10.23 [Open Market Sale Agreement, dated November 9, 2021, by and between Trinity Capital Inc. and Jefferies LLC \(incorporated by reference to Exhibit 10.1 to the Company's Current Report on Form 8-K filed on November 9, 2021\).](#)
- 21.1 List of Subsidiaries
 Trinity Capital Holdings, LLC (Delaware)
 Trinity Funding 1, LLC (Delaware)
 TrinCap Funding, LLC (Delaware)
- 23.1* [Consent of Ernst & Young LLP.](#)
- 24.1 [Power of Attorney \(included on the signature pages herein\).](#)
- 31.1* [Certification of Principal Executive Officer Pursuant to Rules 13a-14\(a\) and 15d-14\(a\) under the Securities Exchange Act of 1934, as Adopted Pursuant to Section 302 of the Sarbanes-Oxley Act of 2002.](#)
- 31.2* [Certification of Principal Financial Officer Pursuant to Rules 13a-14\(a\) and 15d-14\(a\) under the Securities Exchange Act of 1934, as Adopted Pursuant to Section 302 of the Sarbanes-Oxley Act of 2002.](#)
- 32.1* [Certification of Principal Executive Officer Pursuant to 18 U.S.C. Section 1350, as Adopted Pursuant to Section 906 of the Sarbanes-Oxley Act of 2002.](#)
- 32.2* [Certification of Principal Financial Officer Pursuant to 18 U.S.C. Section 1350, as Adopted Pursuant to Section 906 of the Sarbanes-Oxley Act of 2002.](#)

* Filed herewith.

Management contract or compensatory plan or arrangement.

Item 16. Form 10-K Summary

Not applicable.

SIGNATURES

Pursuant to the requirements of Section 13 or 15(d) of the Securities Exchange Act of 1934, as amended, the registrant has duly caused this report to be signed on its behalf by the undersigned, thereunto duly authorized.

TRINITY CAPITAL INC.

Dated: March 3, 2022

By: /s/ Steven L. Brown
Steven L. Brown
Chairman and Chief Executive Officer

Each person whose signature appears below constitutes and appoints Steven L. Brown, David Lund and Sarah Stanton, and each of them, such person's true and lawful attorney-in-act and agent, with full power of substitution and revocation, for such person and in such person's name, place and stead, in any and all capacities, to sign one or more Annual Reports on Form 10-K for the year ended December 31, 2021, and any and all amendments thereto, and to file same with all exhibits thereto, and other documents in connection therewith, with the Securities and Exchange Commission, granting unto said attorneys-in-fact and agents, and each of them, full power and authority to do and perform each and every act and thing requisite and necessary to be done in connection therewith, as fully to all intents and purposes as such person might or could do in person, hereby ratifying and confirming all that said attorneys-in-fact and agents and each of them, or their or his substitutes, may lawfully do or cause to be done hereof.

Pursuant to the requirements of the Securities Exchange Act of 1934, as amended, this report has been signed below by the following persons on behalf of the registrant in the capacities indicated on March 3, 2022.

/s/ Steven L. Brown
Steven L. Brown
Chairman and Chief Executive Officer
(Principal Executive Officer)

/s/ David Lund
David Lund
Chief Financial Officer and Treasurer
(Principal Financial and Accounting Officer)

/s/ Kyle Brown
Kyle Brown
President and Chief Investment Officer, and
Director

/s/ Michael E. Zacharia
Michael E. Zacharia
Director

/s/ Irma Lockridge
Irma Lockridge
Director

/s/ Richard Hamada
Richard Hamada
Director

/s/ Ronald E. Estes
Ronald E. Estes
Director

**DESCRIPTION OF OUR SECURITIES
REGISTERED PURSUANT TO SECTION 12 OF THE
SECURITIES EXCHANGE ACT OF 1934**

As of December 31, 2021, Trinity Capital Inc. (the “Company,” “we,” “our,” or “us”) has one class of securities registered under Section 12 of the Securities Exchange Act of 1934, as amended (the “Exchange Act”): its common stock, par value \$0.001 per share (“common stock”).

The following description is based on relevant portions of the Maryland General Corporation Law (the “MGCL”) and on our Articles of Amendment and Restatement (the “Charter”) and our Bylaws (“Bylaws”). This description may not contain all of the information that is important to you and is qualified in its entirety by, and should be read in conjunction with, relevant portions of the MGCL and our Charter and Bylaws. We refer you to the MGCL and our Charter and Bylaws for a more detailed description of the provisions summarized below.

Common Stock, par value \$0.001 per share

As of December 31, 2021, our authorized capital stock consists of 200,000,000 shares of common stock, and no shares of preferred stock, par value \$0.001 per share. On January 26, 2021, our common stock began trading on the Nasdaq Global Select Market under the ticker symbol “TRIN.”

There are no outstanding options or warrants to purchase our stock. Under Maryland law, our stockholders generally are not personally liable for our debts or obligations. Under our Charter, our board of directors (the “Board”) is authorized to classify and reclassify any unissued shares of stock into other classes or series of stock and authorize the issuance of the shares of stock without obtaining stockholder approval. As permitted by the MGCL, our Charter provides that the Board, without any action by our stockholders, may amend the Charter from time to time to increase or decrease the aggregate number of shares of stock or the number of shares of stock of any class or series that we have authority to issue.

All shares of our common stock will have equal rights as to earnings, assets, voting, and distributions and other distributions and, when they are issued, will be duly authorized, validly issued, fully paid and nonassessable. Distributions may be paid to the holders of our common stock if, as and when authorized by the Board and declared by us out of funds legally available therefor. The shares of our common stock have no preemptive, exchange, conversion or redemption rights and are freely transferable, except where their transfer is restricted by federal and state securities laws or by contract. In the event of our liquidation, dissolution or winding up, each share of our common stock would be entitled to share ratably in all of our assets that are legally available for distribution after we pay all debts and other liabilities and subject to any preferential rights of holders of our preferred stock, if any preferred stock is outstanding at such time. Each share of our common stock is entitled to one vote on all matters submitted to a vote of stockholders, including the election of directors. Except as provided with respect to any other class or series of stock, the holders of our common stock possess exclusive voting power.

Limitation on Liability of Directors and Officers; Indemnification and Advance of Expenses

Maryland law permits a Maryland corporation to include in its charter a provision limiting the liability of its directors and officers to the corporation and its stockholders for money damages except for liability resulting from (a) actual receipt of an improper benefit or profit in money, property or services or (b) active and deliberate dishonesty established by a final judgment as being material to the cause of action. Our Charter contains such a provision which eliminates directors’ and officers’ liability to the maximum extent permitted by Maryland law, subject to the requirements of the Investment Company Act of 1940, as amended (the “1940 Act”).

Our Charter authorizes us, to the maximum extent permitted by Maryland law and subject to the requirements of the 1940 Act, to indemnify any present or former director or officer or any individual who,

while serving as our director or officer and at our request, serves or has served another corporation, real estate investment trust, partnership, joint venture, trust, employee benefit plan or other enterprise as a director, officer, partner or trustee, from and against any claim or liability to which that person may become subject or which that person may incur by reason of his or her service in any such capacity and to pay or reimburse their reasonable expenses in advance of final disposition of a proceeding. Our Bylaws obligate us, to the maximum extent permitted by Maryland law and subject to the requirements of the 1940 Act, to indemnify any present or former director or officer or any individual who, while serving as our director or officer and at our request, serves or has served another corporation, real estate investment trust, partnership, joint venture, trust, employee benefit plan or other enterprise as a director, officer, partner or trustee and who is made, or threatened to be made, a party to the proceeding by reason of his or her service in that capacity from and against any claim or liability to which that person may become subject or which that person may incur by reason of his or her service in any such capacity and to pay or reimburse his or her reasonable expenses in advance of final disposition of a proceeding. Our Bylaws also provide that, to the maximum extent permitted by Maryland law, with the approval of the Board and provided that certain conditions described in our Bylaws are met, we may pay certain expenses incurred by any such indemnified person in advance of the final disposition of a proceeding upon receipt of an undertaking by or on behalf of such indemnified person to repay amounts we have so paid if it is ultimately determined that indemnification of such expenses is not authorized under our Bylaws. In accordance with the 1940 Act, we will not indemnify any person for any liability to which such person would be subject by reason of such person's willful misfeasance, bad faith, gross negligence or reckless disregard of the duties involved in the conduct of his or her office.

Maryland law requires a corporation (unless its charter provides otherwise, which our Charter does not) to indemnify a director or officer who has been successful, on the merits or otherwise, in the defense of any proceeding to which he or she is made, or threatened to be made, a party by reason of his or her service in that capacity. Maryland law permits a corporation to indemnify its present and former directors and officers, among others, against judgments, penalties, fines, settlements and reasonable expenses actually incurred by them in connection with any proceeding to which they may be made, or threatened to be made, a party by reason of their service in those or other capacities unless it is established that (a) the act or omission of the director or officer was material to the matter giving rise to the proceeding and (1) was committed in bad faith or (2) was the result of active and deliberate dishonesty, (b) the director or officer actually received an improper personal benefit in money, property or services or (c) in the case of any criminal proceeding, the director or officer had reasonable cause to believe that the act or omission was unlawful. However, under Maryland law, a Maryland corporation may not indemnify for an adverse judgment in a suit by or in the right of the corporation or for a judgment of liability on the basis that a personal benefit was improperly received unless, in either, case a court orders indemnification, and then only for expenses. In addition, Maryland law permits a corporation to advance reasonable expenses to a director or officer in advance of final disposition of a proceeding upon the corporation's receipt of (a) a written affirmation by the director or officer of his or her good faith belief that he or she has met the standard of conduct necessary for indemnification by the corporation and (b) a written undertaking by him or her or on his or her behalf to repay the amount paid or reimbursed by the corporation if it is ultimately determined that the standard of conduct was not met.

We have entered into indemnification agreements with our directors and executive officers. The indemnification agreements provide our directors and executive officers the maximum indemnification permitted under Maryland law and the 1940 Act as of the date of such agreements.

Our insurance policy does not currently provide coverage for claims, liabilities and expenses that may arise out of activities that our present or former directors or officers have performed for another entity at our request. There is no assurance that such entities will in fact carry such insurance. However, we note that we do not expect to request our present or former directors or officers to serve another entity as a director, officer, partner or trustee unless we can obtain insurance providing coverage for such persons for any claims, liabilities or expenses that may arise out of their activities while serving in such capacities.

Certain Provisions of the MGCL and Our Charter and Bylaws; Anti-Takeover Measures

The MGCL and our Charter and Bylaws contain provisions that could make it more difficult for a potential acquirer to acquire us by means of a tender offer, proxy contest or otherwise. These provisions are

expected to discourage certain coercive takeover practices and inadequate takeover bids and to encourage persons seeking to acquire control of us to negotiate first with the Board. We believe that the benefits of these provisions outweigh the potential disadvantages of discouraging any such acquisition proposals because, among other things, the negotiation of such proposals may improve their terms.

Classified Board of Directors

The Board is divided into three classes of directors serving staggered three-year terms. Directors of each class are elected to serve for three-year terms and until their successors are duly elected and qualify and each year one class of directors is elected by the stockholders. A classified board may render a change in control of us or removal of our incumbent management more difficult. We believe, however, that the longer time required to elect a majority of a classified Board will help to ensure the continuity and stability of our management and policies.

Election of Directors

Our Charter and Bylaws provide that, subject to the special rights of the holders of any class or series of preferred stock to elect directors, each director is elected by a majority of the votes cast with respect to such director's election, except in the case of a "contested election" (as defined in our Bylaws), in which directors are elected by a plurality of the votes cast in the contested election of directors. There is no cumulative voting in the election of directors. Pursuant to our Charter, the Board may amend the Bylaws to alter the vote required to elect directors.

Number of Directors; Vacancies; Removal

Our Charter provides that the number of directors will be set by the Board in accordance with our Bylaws. Our Bylaws provide that a majority of our entire Board may at any time increase or decrease the number of directors. However, unless our Bylaws are amended, the number of directors may never be less the minimum number required by the MGCL or greater than eleven. Our Charter provides that, at such time as we have at least three independent directors and our common stock is registered under the Exchange Act, we elect to be subject to the provision of Subtitle 8 of Title 3 of the MGCL regarding the filling of vacancies on the Board. Accordingly, at such time, except as may be provided by the Board in setting the terms of any class or series of preferred stock, any and all vacancies on the Board may be filled only by the affirmative vote of a majority of the remaining directors in office, even if the remaining directors do not constitute a quorum, and any director elected to fill a vacancy will serve for the remainder of the full term of the directorship in which the vacancy occurred and until a successor is elected and qualifies, subject to any applicable requirements of the 1940 Act.

Our Charter provides that a director may be removed only for cause, as defined in our Charter, and then only by the affirmative vote of at least three-fourths of the votes entitled to be cast in the election of directors.

Action by Stockholders

Under the MGCL, stockholder action can be taken only at an annual or special meeting of stockholders or by unanimous written consent in lieu of a meeting (unless the charter provides for stockholder action by less than unanimous written consent, which our Charter does not). These provisions, combined with the requirements of our Bylaws regarding the calling of a stockholder-requested special meeting of stockholders discussed below, may have the effect of delaying consideration of a stockholder proposal until the next annual meeting.

Advance Notice Provisions for Stockholder Nominations and Stockholder Proposals

Our Bylaws provide that with respect to an annual meeting of stockholders, nominations of persons for election to the Board and the proposal of business to be considered by stockholders may be made only (1) pursuant to our notice of the meeting, (2) by the Board or (3) by a stockholder who is entitled to vote at the meeting and who has complied with the advance notice procedures of our Bylaws. With respect to special meetings of stockholders, only the business specified in our notice of the meeting may be brought before the meeting. Nominations of persons for election to the Board at a special meeting may be made only (1) pursuant to our notice of the meeting, (2) by the Board or (3) provided that the Board has determined that directors will

be elected at the meeting, by a stockholder who is entitled to vote at the meeting and who has complied with the advance notice provisions of the Bylaws.

The purpose of requiring stockholders to give us advance notice of nominations and other business is to afford the Board a meaningful opportunity to consider the qualifications of the proposed nominees and the advisability of any other proposed business and, to the extent deemed necessary or desirable by the Board, to inform stockholders and make recommendations about such qualifications or business, as well as to provide a more orderly procedure for conducting meetings of stockholders. Although our Bylaws do not give the Board any power to disapprove stockholder nominations for the election of directors or proposals recommending certain action, they may have the effect of precluding a contest for the election of directors or the consideration of stockholder proposals if proper procedures are not followed and of discouraging or deterring a third-party from conducting a solicitation of proxies to elect its own slate of directors or to approve its own proposal without regard to whether consideration of such nominees or proposals might be harmful or beneficial to us and our stockholders.

Calling of Special Meetings of Stockholders

Our Bylaws provide that special meetings of stockholders may be called by the Board and certain of our officers. Additionally, our Bylaws provide that, subject to the satisfaction of certain procedural and informational requirements by the stockholders requesting the meeting, a special meeting of stockholders will be called by the secretary of the corporation upon the written request of stockholders entitled to cast not less than a majority of all the votes entitled to be cast at such meeting.

Approval of Extraordinary Corporate Action; Amendment of Charter and Bylaws

Under Maryland law, a Maryland corporation generally cannot dissolve, amend its charter, merge, sell all or substantially all of its assets, engage in a share exchange or engage in similar transactions outside the ordinary course of business, unless approved by the affirmative vote of stockholders entitled to cast at least two-thirds of the votes entitled to be cast on the matter. However, a Maryland corporation may provide in its charter for approval of these matters by a lesser percentage, but not less than a majority of all of the votes entitled to be cast on the matter. Our Charter generally provides for approval of charter amendments and extraordinary transactions by the stockholders entitled to cast at least a majority of the votes entitled to be cast on the matter. Our Charter also provides that certain charter amendments, any proposal for our conversion, whether by charter amendment, merger or otherwise, from a closed-end company to an open-end company and any proposal for our liquidation or dissolution requires the approval of the stockholders entitled to cast at least 80% of the votes entitled to be cast on such matter. However, if such amendment or proposal is approved by 75% or more of our continuing directors (in addition to approval by the Board), such amendment or proposal may be approved by a majority of the votes entitled to be cast on such a matter. The “continuing directors” are defined in our Charter as (1) our current directors, (2) those directors whose nomination for election by the stockholders or whose election by the directors to fill vacancies is approved by a majority of our current directors then on the Board or (3) any successor directors whose nomination for election by the stockholders or whose election by the directors to fill vacancies is approved by a majority of continuing directors or the successor continuing directors then in office.

Our Charter and Bylaws provide that the Board will have the exclusive power to adopt, alter, amend or repeal any provision of our Bylaws and to make new Bylaws.

No Appraisal Rights

Except with respect to appraisal rights arising in connection with the Maryland Control Share Acquisition Act discussed below, as permitted by the MGCL, our Charter provides that stockholders will not be entitled to exercise appraisal rights unless a majority of the Board determines such rights apply.

Control Share Acquisitions

The MGCL provides that control shares of a Maryland corporation acquired in a control share acquisition have no voting rights except to the extent approved by a vote of two-thirds of the votes entitled to be cast on the matter (the “Control Share Acquisition Act”). Shares owned by the acquiror, by officers or by directors

who are employees of the corporation are excluded from shares entitled to vote on the matter. Control shares are voting shares of stock which, if aggregated with all other shares of stock owned by the acquiror or in respect of which the acquiror is able to exercise or direct the exercise of voting power (except solely by virtue of a revocable proxy), would entitle the acquiror to exercise voting power in electing directors within one of the following ranges of voting power:

- one-tenth or more but less than one-third;
- one-third or more but less than a majority; or
- a majority or more of all voting power.

The requisite stockholder approval must be obtained each time an acquiror crosses one of the thresholds of voting power set forth above. Control shares do not include shares the acquiring person is then entitled to vote as a result of having previously obtained stockholder approval. A control share acquisition means the acquisition of control shares, subject to certain exceptions.

A person who has made or proposes to make a control share acquisition may compel the board of directors of the corporation to call a special meeting of stockholders to be held within 50 days of demand to consider the voting rights of the shares. The right to compel the calling of a special meeting is subject to the satisfaction of certain conditions, including an undertaking to pay the expenses of the meeting. If no request for a meeting is made, the corporation may itself present the question at any stockholders meeting.

If voting rights are not approved at the meeting or if the acquiring person does not deliver an acquiring person statement as required by the statute, then the corporation may redeem for fair value any or all of the control shares, except those for which voting rights have previously been approved. The right of the corporation to redeem control shares is subject to certain conditions and limitations, including, as provided in our Bylaws, compliance with the 1940 Act. Fair value is determined, without regard to the absence of voting rights for the control shares, as of the date of the last control share acquisition by the acquirer or of any meeting of stockholders at which the voting rights of the shares are considered and not approved. If voting rights for control shares are approved at a stockholders meeting and the acquirer becomes entitled to vote a majority of the shares entitled to vote, all other stockholders may exercise appraisal rights. The fair value of the shares as determined for purposes of appraisal rights may not be less than the highest price per share paid by the acquirer in the control share acquisition.

The Control Share Acquisition Act does not apply (a) to shares acquired in a merger, consolidation or share exchange if the corporation is a party to the transaction or (b) to acquisitions approved or exempted by the charter or bylaws of the corporation. Our Bylaws contain a provision exempting from the Control Share Acquisition Act any and all acquisitions by any person of our shares of stock. Accordingly, we have opted-out of the Control Share Acquisition Act. We can offer no assurance that such provision will not be amended or eliminated at any time in the future. However, we will amend our bylaws to be subject to the Control Share Acquisition Act only if the Board determines that it would be in our best interests, including in light of the Board's fiduciary obligations, applicable federal and state laws, and the particular facts and circumstances surrounding the Board's decision.

Business Combinations

Under Maryland law, "business combinations" between a corporation and an interested stockholder or an affiliate of an interested stockholder are prohibited for five years after the most recent date on which the interested stockholder becomes an interested stockholder (the "Business Combination Act"). These business combinations include a merger, consolidation, share exchange or, in circumstances specified in the statute, an asset transfer or issuance or reclassification of equity securities. An interested stockholder is defined as:

- any person who beneficially owns 10% or more of the voting power of the corporation's outstanding voting stock; or
- an affiliate or associate of the corporation who, at any time within the two-year period prior to the date in question, was the beneficial owner of 10% or more of the voting power of the then outstanding

voting stock of the corporation.

A person is not an interested stockholder under this statute if the board of directors approved in advance the transaction by which the stockholder otherwise would have become an interested stockholder. However, in approving a transaction, the board of directors may provide that its approval is subject to compliance, at or after the time of approval, with any terms and conditions determined by the board.

After the five-year prohibition, any business combination between the corporation and an interested stockholder generally must be recommended by the board of directors of the corporation and approved by the affirmative vote of at least:

- 80% of the votes entitled to be cast by holders of outstanding shares of voting stock of the corporation; and
- two-thirds of the votes entitled to be cast by holders of voting stock of the corporation other than shares held by the interested stockholder with whom or with whose affiliate the business combination is to be effected or held by an affiliate or associate of the interested stockholder.

These super-majority vote requirements do not apply if the corporation's common stockholders receive a minimum price, as defined under Maryland law, for their shares in the form of cash or other consideration in the same form as previously paid by the interested stockholder for its shares.

The statute permits various exemptions from its provisions, including business combinations that are exempted by the board of directors before the time that the interested stockholder becomes an interested stockholder. The Board has adopted a resolution that any business combination between us and any other person is exempted from the provisions of the Business Combination Act, provided that the business combination is first approved by the Board, including a majority of the directors who are not interested persons as defined in the 1940 Act. This resolution may be altered or repealed in whole or in part at any time. However, the Board will adopt resolutions so as to make us subject to the provisions of the Business Combination Act only if the Board determines that it would be in our best interests and if the Securities and Exchange Commission (the "SEC") staff does not object to our determination that our being subject to the Business Combination Act does not conflict with the 1940 Act. If this resolution is repealed, or the Board does not otherwise approve a business combination, the statute may discourage others from trying to acquire control of us and increase the difficulty of consummating any offer.

Conflict with the 1940 Act

Our Bylaws provide that, if and to the extent that any provision of the MGCL, including the Control Share Acquisition Act (if we amend our Bylaws to be subject to such Act) and the Business Combination Act, or any provision of our Charter or Bylaws conflicts with any provision of the 1940 Act, the applicable provision of the 1940 Act will control.

Exclusive Forum

Our Bylaws require that, unless we consent in writing to the selection of an alternative forum, the Circuit Court for Baltimore City (or, if that Court does not have jurisdiction, the United States District Court for the District of Maryland, Northern Division) shall be the sole and exclusive forum for (i) any derivative action or proceeding brought on behalf of the Company (ii) any action asserting a claim of breach of any standard of conduct or legal duty owed by any of the Company's director, officer or other agent to the Company or to its stockholders, (iii) any action asserting a claim arising pursuant to any provision of the MGCL or the Charter or the Bylaws (as either may be amended from time to time), or (iv) any action asserting a claim governed by the internal affairs doctrine. This exclusive forum selection provision in our Bylaws does not apply to claims arising under the federal securities laws, including the Securities Act of 1933, as amended, and the Exchange Act.

There is uncertainty as to whether a court would enforce such a provision, and investors cannot waive compliance with the federal securities laws and the rules and regulations thereunder. In addition, this provision may increase costs for stockholders in bringing a claim against us or our directors, officers or other agents.

Any investor purchasing or otherwise acquiring our shares is deemed to have notice of and consented to the foregoing provision.

The exclusive forum selection provision in our Bylaws may limit our stockholders' ability to obtain a favorable judicial forum for disputes with us or our directors, officers or other agents, which may discourage lawsuits against us and such persons. It is also possible that, notwithstanding such exclusive forum selection provision, a court could rule that such provision is inapplicable or unenforceable.

45813396.2

CONSENT OF INDEPENDENT REGISTERED PUBLIC ACCOUNTING FIRM

We consent to the incorporation by reference in the following Registration Statements:

1. Registration Statement (Form S-8 No. 333-259513) pertaining to the 2019 Trinity Capital Inc. Long Term Incentive Plan and Trinity Capital Inc. 2019 Non-Employee Director Restricted Stock Plan of Trinity Capital Inc.;
2. Registration Statement (Form N-2 No. 333-261782) of Trinity Capital Inc. and in the related Prospectus

of our report dated March 3, 2022, with respect to the consolidated financial statements of Trinity Capital Inc. included in this Annual Report (Form 10-K) of Trinity Capital Inc. for the year ended December 31, 2021.

/s/ Ernst & Young LLP

Los Angeles, California
March 3, 2022

**CERTIFICATION PURSUANT TO
RULES 13a-14(a) AND 15d-14(a) UNDER THE SECURITIES EXCHANGE ACT OF 1934,
AS ADOPTED PURSUANT TO SECTION 302 OF THE SARBANES-OXLEY ACT OF 2002**

I, Steven L. Brown, Chief Executive Officer of Trinity Capital Inc., certify that:

1. I have reviewed this Annual Report on Form 10-K of Trinity Capital Inc. (the “registrant”) for the year ended December 31, 2021;
2. Based on my knowledge, this report does not contain any untrue statement of a material fact or omit to state a material fact necessary to make the statements made, in light of the circumstances under which such statements were made, not misleading with respect to the period covered by this Annual Report;
3. Based on my knowledge, the financial statements, and other financial information included in this report, fairly present in all material respects the financial condition, results of operations, and cash flows of the registrant as of, and for, the periods presented in this Annual Report;
4. The registrant’s other certifying officer and I are responsible for establishing and maintaining disclosure controls and procedures (as defined in Exchange Act Rules 13a-15(e) and 15d-15(e)) and internal control over financial reporting (as defined in Exchange Act Rules 13a-15(f) and 15d-15(f)) for the registrant and have:
 - a) Designed such disclosure controls and procedures, or caused such disclosure controls and procedures to be designed under our supervision, to ensure that material information relating to the registrant, including its consolidated subsidiaries, is made known to us by others within those entities, particularly during the period in which this Annual Report is being prepared;
 - b) Designed such internal control over financial reporting, or caused such internal control over financial reporting to be designed under our supervision, to provide reasonable assurance regarding the reliability of financial reporting and the preparation of financial statements for external purposes in accordance with generally accepted accounting principles;
 - c) Evaluated the effectiveness of the registrant’s disclosure controls and procedures and presented in this report our conclusions about the effectiveness of the disclosure controls and procedures, as of the end of the period covered by this report based on such evaluation; and
 - d) Disclosed in this report any change in the registrant’s internal control over financial reporting that occurred during the registrant’s most recent fiscal quarter (the registrant’s fourth fiscal quarter in the case of an annual report) that has materially affected, or is reasonably likely to materially affect, the registrant’s internal control over financial reporting; and
5. The registrant’s other certifying officer and I have disclosed, based on our most recent evaluation of internal control over financial reporting, to the registrant’s auditors and the audit committee of the registrant’s board of directors (or persons performing equivalent functions):
 - a) All significant deficiencies and material weaknesses in the design or operation of internal control over financial reporting which are reasonably likely to adversely affect the registrant’s ability to record, process, summarize and report financial information; and
 - b) Any fraud, whether or not material, that involves management or other employees who have a significant role in the registrant’s internal control over financial reporting.

Date: March 3, 2022

By: _____ /s/ Steven L. Brown
Steven L. Brown
Chief Executive Officer
(Principal Executive Officer)

**CERTIFICATION PURSUANT TO
SECTION 1350, CHAPTER 63 OF TITLE 18, UNITED STATES CODE,
AS ADOPTED PURSUANT TO
SECTION 906 OF THE SARBANES-OXLEY ACT OF 2002**

Pursuant to Section 1350, Chapter 63 of Title 18, United States Code, as adopted pursuant to Section 906 of the Sarbanes-Oxley Act of 2002, the undersigned, as Chief Executive Officer of Trinity Capital Inc. (the "Company"), does hereby certify that to the undersigned's knowledge:

- 1) the Company's Form 10-K for the year ended December 31, 2021 fully complies with the requirements of Section 13(a) or 15(d) as applicable of the Securities Exchange Act of 1934, as amended; and
- 2) the information contained in the Company's Form 10-K for the year ended December 31, 2021 fairly presents, in all material respects, the financial condition and results of operations of the Company.

Date: March 3, 2022

By: _____ /s/ Steven L. Brown
Steven L. Brown
Chief Executive Officer
(Principal Executive Officer)

**CERTIFICATION PURSUANT TO
SECTION 1350, CHAPTER 63 OF TITLE 18, UNITED STATES CODE,
AS ADOPTED PURSUANT TO
SECTION 906 OF THE SARBANES-OXLEY ACT OF 2002**

Pursuant to Section 1350, Chapter 63 of Title 18, United States Code, as adopted pursuant to Section 906 of the Sarbanes-Oxley Act of 2002, the undersigned, as Chief Financial Officer of Trinity Capital Inc. (the "Company"), does hereby certify that to the undersigned's knowledge:

- 1) the Company's Form 10-K for the year ended December 31, 2021 fully complies with the requirements of Section 13(a) or 15(d) as applicable of the Securities Exchange Act of 1934, as amended; and
- 2) the information contained in the Company's Form 10-K for the year ended December 31, 2021 fairly presents, in all material respects, the financial condition and results of operations of the Company.

Date: March 3, 2022

By: _____ /s/ David Lund

David Lund
Chief Financial Officer
(Principal Accounting and Financial Officer)
